

Tevatron Combination of Single-Top-Quark Cross Sections and Determination of the Magnitude of the Cabibbo-Kobayashi-Maskawa Matrix Element V_{tb}

T. Aaltonen,^{21,†} V. M. Abazov,^{13,‡} B. Abbott,^{116,‡} B. S. Acharya,^{80,‡} M. Adams,^{98,‡} T. Adams,^{97,‡} J. P. Agnew,^{94,‡} G. D. Alexeev,^{13,‡} G. Alkhazov,^{88,‡} A. Alton,^{31,jj,‡} S. Amerio,^{39a,39b,†} D. Amidei,^{31,†} A. Anastassov,^{15,w,†} A. Annovi,^{17,†} J. Antos,^{12,†} G. Apollinari,^{15,†} J. A. Appel,^{15,†} T. Arisawa,^{52,†} A. Artikov,^{13,†} J. Asaadi,^{47,†} W. Ashmanskas,^{15,†} A. Askew,^{97,‡} S. Atkins,^{106,‡} B. Auerbach,^{2,†} K. Augsten,^{62,‡} A. Aurisano,^{47,†} C. Avila,^{60,‡} F. Afzar,^{38,†} F. Badaud,^{65,‡} W. Badgett,^{15,†} T. Bae,^{25,†} L. Bagby,^{15,‡} B. Baldin,^{15,‡} D. V. Bandurin,^{122,‡} S. Banerjee,^{80,‡} A. Barbaro-Galtieri,^{26,†} E. Barberis,^{107,‡} P. Baringer,^{105,‡} V. E. Barnes,^{43,†} B. A. Barnett,^{23,†} P. Barria,^{41a,41c,†} J. F. Bartlett,^{15,‡} P. Bartos,^{12,†} U. Bassler,^{70,‡} M. Baucé,^{39a,39b,†} V. Bazterra,^{98,‡} A. Bean,^{105,‡} F. Bedeschi,^{41a,†} M. Begalli,^{57,‡} S. Behari,^{15,†} L. Bellantoni,^{15,‡} G. Bellettini,^{41a,41b,†} J. Bellinger,^{54,†} D. Benjamin,^{14,†} A. Beretvas,^{15,†} S. B. Beri,^{78,‡} G. Bernardi,^{69,‡} R. Bernhard,^{74,‡} I. Bertram,^{92,‡} M. Besançon,^{70,‡} R. Beuselinck,^{93,‡} P. C. Bhat,^{15,‡} S. Bhatia,^{108,‡} V. Bhatnagar,^{78,‡} A. Bhatti,^{45,†} K. R. Bland,^{5,†} G. Blazey,^{99,‡} S. Blessing,^{97,‡} K. Bloom,^{109,‡} B. Blumenfeld,^{23,†} A. Bocci,^{14,†} A. Bodek,^{44,†} A. Boehnlein,^{15,‡} D. Boline,^{113,‡} E. E. Boos,^{86,‡} G. Borissov,^{92,‡} D. Bortoletto,^{43,†} M. Borysova,^{91,vv,‡} J. Boudreau,^{42,†} A. Boveia,^{11,†} A. Brandt,^{119,‡} O. Brandt,^{75,‡} L. Brigliadori,^{6a,6b,†} R. Brock,^{32,‡} C. Bromberg,^{32,†} A. Bross,^{15,‡} D. Brown,^{69,‡} E. Brucken,^{21,†} X. B. Bu,^{15,‡} J. Budagov,^{13,†} H. S. Budd,^{44,†} M. Buehler,^{15,‡} V. Buescher,^{76,‡} V. Bunichev,^{86,‡} S. Burdin,^{92,kk,‡} K. Burkett,^{15,†} G. Busetto,^{39a,39b,†} P. Bussey,^{19,†} C. P. Buszello,^{90,‡} P. Butti,^{41a,41b,†} A. Buzatu,^{19,†} A. Calamba,^{10,†} E. Camacho-Pérez,^{83,‡} S. Camarda,^{4,†} M. Campanelli,^{28,†} F. Canelli,^{11,dd,†} B. Carls,^{22,†} D. Carlsmith,^{54,†} R. Carosi,^{41a,†} S. Carrillo,^{16,l,†} B. Casal,^{9,j,†} M. Casarsa,^{48a,†} B. C. K. Casey,^{15,‡} H. Castilla-Valdez,^{83,‡} A. Castro,^{6a,6b,†} P. Catastini,^{20,†} S. Caughron,^{32,‡} D. Cauz,^{48a,48b,48c,†} V. Cavaliere,^{22,†} A. Cerri,^{26,e,†} L. Cerrito,^{28,r,†} S. Chakrabarti,^{113,‡} K. M. Chan,^{103,‡} A. Chandra,^{121,‡} E. Chapon,^{70,‡} G. Chen,^{105,‡} Y. C. Chen,^{1,†} M. Chertok,^{7,†} G. Chiarelli,^{41a,†} G. Chlachidze,^{15,†} K. Cho,^{25,†} S. W. Cho,^{82,‡} S. Choi,^{82,‡} D. Chokheli,^{13,†} B. Choudhary,^{79,‡} S. Cihangir,^{15,‡} D. Claes,^{109,‡} A. Clark,^{18,†} C. Clarke,^{53,†} J. Clutter,^{105,‡} M. E. Convery,^{15,†} J. Conway,^{7,†} M. Cooke,^{15,uu,‡} W. E. Cooper,^{15,‡} M. Corbo,^{15,z,†} M. Corcoran,^{121,‡} M. Cordelli,^{17,†} F. Couderc,^{70,‡} M.-C. Cousinou,^{67,‡} C. A. Cox,^{7,†} D. J. Cox,^{7,†} M. Cremonesi,^{41a,†} D. Cruz,^{47,†} J. Cuevas,^{9,y,†} R. Culbertson,^{15,†} D. Cutts,^{118,‡} A. Das,^{120,‡} N. d'Ascenzo,^{15,v,†} M. Datta,^{15,gg,†} G. Davies,^{93,‡} P. de Barbaro,^{44,†} S. J. de Jong,^{84,85,‡} E. De La Cruz-Burelo,^{83,mm,‡} F. Déliot,^{70,‡} R. Demina,^{44,‡} L. Demortier,^{45,†} M. Deninno,^{6a,†} D. Denisov,^{15,‡} S. P. Denisov,^{87,‡} M. D'Errico,^{39a,39b,†} S. Desai,^{15,‡} C. Deterre,^{94,ll,‡} K. DeVaughan,^{109,‡} F. Devoto,^{21,†} A. Di Canto,^{41a,41b,†} B. Di Ruzza,^{15,p,†} H. T. Diehl,^{15,‡} M. Diesburg,^{15,‡} P. F. Ding,^{94,‡} J. R. Dittmann,^{5,†} A. Dominguez,^{109,‡} S. Donati,^{41a,41b,†} M. D'Onofrio,^{27,†} M. Dorigo,^{48a,48d,†} A. Driutti,^{48a,48b,48c,†} A. Dubey,^{79,‡} L. V. Dudko,^{86,‡} A. Duperrin,^{67,‡} S. Dutt,^{78,‡} M. Eads,^{99,‡} K. Ebina,^{52,†} R. Edgar,^{31,†} D. Edmunds,^{32,‡} A. Elagin,^{47,†} J. Ellison,^{96,‡} V. D. Elvira,^{15,‡} Y. Enari,^{69,‡} R. Erbacher,^{7,†} S. Errede,^{22,†} B. Esham,^{22,†} H. Evans,^{101,‡} A. Evdokimov,^{98,‡} V. N. Evdokimov,^{87,‡} S. Farrington,^{38,†} A. Fauré,^{70,‡} L. Feng,^{99,‡} T. Ferbel,^{44,‡} J. P. Fernández Ramos,^{29,†} F. Fiedler,^{76,‡} R. Field,^{16,†} F. Filthaut,^{84,85,‡} W. Fisher,^{32,‡} H. E. Fisk,^{15,‡} G. Flanagan,^{15,t,†} R. Forrest,^{7,†} M. Fortner,^{99,‡} H. Fox,^{92,‡} M. Franklin,^{20,†} J. C. Freeman,^{15,†} H. Frisch,^{11,†} S. Fuess,^{15,‡} Y. Funakoshi,^{52,†} C. Galloni,^{41a,41b,†} P. H. Garbincius,^{15,‡} A. Garcia-Bellido,^{44,‡} J. A. García-González,^{83,‡} A. F. Garfinkel,^{43,†} P. Garosi,^{41a,41c,†} V. Gavrilov,^{33,‡} W. Geng,^{67,32,‡} C. E. Gerber,^{98,‡} H. Gerberich,^{22,†} E. Gerchtein,^{15,†} Y. Gershtein,^{110,‡} S. Giagu,^{46a,†} V. Giakoumopoulou,^{3,†} K. Gibson,^{42,†} C. M. Ginsburg,^{15,†} G. Ginther,^{15,44,‡} N. Giokaris,^{3,†} P. Giromini,^{17,†} V. Glagolev,^{13,†} D. Glenzinski,^{15,†} O. Gogota,^{91,‡} M. Gold,^{34,†} D. Goldin,^{47,†} A. Golossanov,^{15,†} G. Golovanov,^{13,‡} G. Gomez,^{9,†} G. Gomez-Ceballos,^{30,†} M. Goncharov,^{30,†} O. González López,^{29,†} I. Gorelov,^{34,†} A. T. Goshaw,^{14,†} K. Goulianos,^{45,†} E. Gramellini,^{6a,†} P. D. Grannis,^{113,‡} S. Greder,^{71,‡} H. Greenlee,^{15,‡} G. Grenier,^{72,‡} Ph. Gris,^{65,‡} J.-F. Grivaz,^{68,‡} A. Grohsjean,^{70,ll,‡} C. Grosso-Pilcher,^{11,†} R. C. Group,^{51,15,†} S. Grünendahl,^{15,‡} M. W. Grünewald,^{81,‡} T. Guillemin,^{68,‡} J. Guimaraes da Costa,^{20,†} G. Gutierrez,^{15,‡} P. Gutierrez,^{116,‡} S. R. Hahn,^{15,†} J. Haley,^{117,‡} J. Y. Han,^{44,†} L. Han,^{59,‡} F. Happacher,^{17,†} K. Hara,^{49,†} K. Harder,^{94,‡} M. Hare,^{50,†} A. Harel,^{44,‡} R. F. Harr,^{53,†} T. Harrington-Taber,^{15,m,†} K. Hatakeyama,^{5,†} J. M. Hauptman,^{104,‡} C. Hays,^{38,†} J. Hays,^{93,‡} T. Head,^{94,‡} T. Hebbeker,^{73,‡} D. Hedin,^{99,‡} H. Hegab,^{117,‡} J. Heinrich,^{40,†} A. P. Heinson,^{96,‡} U. Heintz,^{118,‡} C. Hensel,^{56,‡} I. Heredia-De La Cruz,^{83,nn,‡} M. Herndon,^{54,†} K. Herner,^{15,‡} G. Hesketh,^{94,pp,‡} M. D. Hildreth,^{103,‡} R. Hirosky,^{122,‡} T. Hoang,^{97,‡} J. D. Hobbs,^{113,‡} A. Hocker,^{15,†} B. Hoeneisen,^{64,‡} J. Hogan,^{121,‡} M. Hohlfield,^{76,‡} J. L. Holzbauer,^{108,‡} Z. Hong,^{47,†} W. Hopkins,^{15,f,†} S. Hou,^{1,†} I. Howley,^{119,‡} Z. Hubacek,^{62,70,‡} R. E. Hughes,^{35,†} U. Husemann,^{55,†} M. Hussein,^{32,bb,†} J. Huston,^{32,†} V. Hynek,^{62,‡} I. Iashvili,^{112,‡} Y. Ilchenko,^{120,‡} R. Illingworth,^{15,‡} G. Introzzi,^{41a,41e,41f,†} M. Iori,^{46a,46b,†} A. S. Ito,^{15,‡} A. Ivanov,^{7,o,†} S. Jabeen,^{15,ww,‡} M. Jaffré,^{68,‡} E. James,^{15,†} D. Jang,^{10,†} A. Jayasinghe,^{116,‡} B. Jayatilaka,^{15,†} E. J. Jeon,^{25,†} M. S. Jeong,^{82,‡} R. Jesik,^{93,‡} P. Jiang,^{59,‡} S. Jindariani,^{15,†} K. Johns,^{95,‡} E. Johnson,^{32,‡} M. Johnson,^{15,‡} A. Jonckheere,^{15,‡} M. Jones,^{43,†}

P. Jonsson,^{93,‡} K. K. Joo,^{25,†} J. Joshi,^{96,‡} S. Y. Jun,^{10,†} A. W. Jung,^{15,‡} T. R. Junk,^{15,†} A. Juste,^{89,‡} E. Kajfasz,^{67,‡} M. Kambeitz,^{24,†} T. Kamon,^{25,47,†} P. E. Karchin,^{53,†} D. Karmanov,^{86,‡} A. Kasmi,^{5,†} Y. Kato,^{37,n,†} I. Katsanos,^{109,‡} M. Kaur,^{78,‡} R. Kehoe,^{120,‡} S. Kermiche,^{67,‡} W. Ketchum,^{11,hh,†} J. Keung,^{40,†} N. Khalatyan,^{15,‡} A. Khanov,^{117,‡} A. Kharchilava,^{112,‡} Y. N. Kharzheev,^{13,‡} B. Kilminster,^{15,dd,†} D. H. Kim,^{25,†} H. S. Kim,^{25,†} J. E. Kim,^{25,†} M. J. Kim,^{17,†} S. H. Kim,^{49,†} S. B. Kim,^{25,†} Y. J. Kim,^{25,†} Y. K. Kim,^{11,†} N. Kimura,^{52,†} M. Kirby,^{15,†} I. Kiselevich,^{33,‡} K. Knoepfel,^{15,†} J. M. Kohli,^{78,‡} K. Kondo,^{52,*†} D. J. Kong,^{25,†} J. Konigsberg,^{16,†} A. V. Kotwal,^{14,†} A. V. Kozelov,^{87,‡} J. Kraus,^{108,‡} M. Kreps,^{24,†} J. Kroll,^{40,†} M. Kruse,^{14,†} T. Kuhr,^{24,†} A. Kumar,^{112,‡} A. Kupco,^{63,‡} M. Kurata,^{49,†} T. Kurča,^{72,‡} V. A. Kuzmin,^{86,‡} A. T. Laasanen,^{43,†} S. Lammel,^{15,†} S. Lammers,^{101,‡} M. Lancaster,^{28,†} K. Lannon,^{35,x,†} G. Latino,^{41a,41c,†} P. Lebrun,^{72,‡} H. S. Lee,^{82,‡} H. S. Lee,^{25,†} J. S. Lee,^{25,†} S. W. Lee,^{104,‡} W. M. Lee,^{15,‡} X. Lei,^{95,‡} J. Lellouch,^{69,‡} S. Leo,^{22,†} S. Leone,^{41a,†} J. D. Lewis,^{15,†} D. Li,^{69,‡} H. Li,^{122,‡} L. Li,^{96,‡} Q. Z. Li,^{15,‡} J. K. Lim,^{82,‡} A. Limosani,^{14,s,†} D. Lincoln,^{15,‡} J. Linnemann,^{32,‡} V. V. Lipaev,^{87,‡} E. Lipeles,^{40,†} R. Lipton,^{15,‡} A. Lister,^{18,a,†} H. Liu,^{51,†} H. Liu,^{120,‡} Q. Liu,^{43,†} T. Liu,^{15,†} Y. Liu,^{59,‡} A. Lobodenko,^{88,‡} S. Lockwitz,^{55,†} A. Loginov,^{55,†} M. Lokajicek,^{63,‡} R. Lopes de Sa,^{15,‡} D. Lucchesi,^{39a,39b,†} A. Lucà,^{17,†} J. Lueck,^{24,†} P. Lujan,^{26,†} P. Lukens,^{15,†} R. Luna-Garcia,^{83,qq,†} G. Lungu,^{45,†} A. L. Lyon,^{15,‡} J. Lys,^{26,†} R. Lysak,^{12,d,†} A. K. A. Maciel,^{56,‡} R. Madar,^{74,‡} R. Madrak,^{15,†} P. Maestro,^{41a,41c,†} R. Magaña-Villalba,^{83,‡} S. Malik,^{45,†} S. Malik,^{109,‡} V. L. Malyshev,^{13,‡} G. Manca,^{27,b,†} A. Manousakis-Katsikakis,^{3,†} J. Mansour,^{75,‡} L. Marchese,^{6a,ii,†} F. Margaroli,^{46a,†} P. Marino,^{41a,41d,†} J. Martínez-Ortega,^{83,‡} K. Matera,^{22,†} M. E. Mattson,^{53,†} A. Mazzacane,^{15,†} P. Mazzanti,^{6a,†} R. McCarthy,^{113,‡} C. L. McGivern,^{94,‡} R. McNulty,^{27,i,†} A. Mehta,^{27,†} P. Mehtala,^{21,†} M. M. Meijer,^{84,85,‡} A. Melnitchouk,^{15,‡} D. Menezes,^{99,‡} P. G. Mercadante,^{58,‡} M. Merkin,^{86,‡} C. Mesropian,^{45,†} A. Meyer,^{73,‡} J. Meyer,^{75,ss,‡} T. Miao,^{15,†} F. Miconi,^{71,‡} D. Miettlicki,^{31,†} A. Mitra,^{1,†} H. Miyake,^{49,†} S. Moed,^{15,†} N. Moggi,^{6a,†} N. K. Mondal,^{80,‡} C. S. Moon,^{15,z,†} R. Moore,^{15,ee,ff,†} M. J. Morello,^{41a,41d,†} A. Mukherjee,^{15,†} M. Mulhearn,^{122,‡} Th. Muller,^{24,†} P. Murat,^{15,†} M. Mussini,^{6a,6b,†} J. Nachtman,^{15,m,†} Y. Nagai,^{49,†} J. Naganoma,^{52,†} E. Nagy,^{67,‡} I. Nakano,^{36,†} A. Napier,^{50,†} M. Narain,^{118,‡} R. Nayyar,^{95,‡} H. A. Neal,^{31,‡} J. P. Negret,^{60,‡} J. Nett,^{47,†} C. Neu,^{51,†} P. Neustroev,^{88,‡} H. T. Nguyen,^{122,‡} T. Nigmanov,^{42,†} L. Nodulman,^{2,†} S. Y. Noh,^{25,†} O. Normiella,^{22,†} T. Nunnemann,^{77,‡} L. Oakes,^{38,†} S. H. Oh,^{14,†} Y. D. Oh,^{25,†} I. Oksuzian,^{51,†} T. Okusawa,^{37,†} R. Orava,^{21,†} J. Orduna,^{121,‡} L. Ortolan,^{4,†} N. Osman,^{67,‡} J. Osta,^{103,‡} C. Pagliarone,^{48a,†} A. Pal,^{119,‡} E. Palencia,^{9,e,†} P. Palni,^{34,†} V. Papadimitriou,^{15,†} N. Parashar,^{102,‡} V. Parihar,^{118,‡} S. K. Park,^{82,‡} W. Parker,^{54,†} R. Partridge,^{118,oo,‡} N. Parua,^{101,‡} A. Patwa,^{114,tt,‡} G. Pauletta,^{48a,48b,48c,†} M. Paulini,^{10,†} C. Paus,^{30,†} B. Penning,^{15,‡} M. Perfilov,^{86,‡} Y. Peters,^{94,‡} K. Petridis,^{94,‡} G. Petrillo,^{44,‡} P. Pétroff,^{68,‡} T. J. Phillips,^{14,†} G. Piacentino,^{15,q,†} E. Pianori,^{40,†} J. Pilot,^{7,†} K. Pitts,^{22,†} C. Plager,^{8,†} M.-A. Pleier,^{114,‡} V. M. Podstavkov,^{15,‡} L. Pondrom,^{54,†} A. V. Popov,^{87,‡} S. Poprocki,^{15,f,†} K. Potamianos,^{26,†} A. Pranko,^{26,†} M. Prewitt,^{121,‡} D. Price,^{94,‡} N. Prokopenko,^{87,‡} F. Prokoshin,^{13,aa,†} F. Ptohos,^{17,g,†} G. Punzi,^{41a,41b,†} J. Qian,^{31,‡} A. Quadt,^{75,‡} B. Quinn,^{108,‡} P. N. Ratoff,^{92,‡} I. Razumov,^{87,‡} I. Redondo Fernández,^{29,†} P. Renton,^{38,†} M. Rescigno,^{46a,†} F. Rimondi,^{6a,*†} I. Ripp-Baudot,^{71,‡} L. Ristori,^{41a,15,†} F. Rizatdinova,^{117,‡} A. Robson,^{19,†} T. Rodriguez,^{40,†} S. Rolli,^{50,h,†} M. Rominsky,^{15,‡} M. Ronzani,^{41a,41b,†} R. Roser,^{15,†} J. L. Rosner,^{11,†} A. Ross,^{92,‡} C. Royon,^{70,‡} P. Rubinov,^{15,‡} R. Ruchti,^{103,‡} F. Ruffini,^{41a,41c,†} A. Ruiz,^{9,†} J. Russ,^{10,†} V. Rusu,^{15,†} G. Sajot,^{66,‡} W. K. Sakumoto,^{44,†} Y. Sakurai,^{52,†} A. Sánchez-Hernández,^{83,‡} M. P. Sanders,^{77,‡} L. Santi,^{48a,48b,48c,†} A. S. Santos,^{56,rr,‡} K. Sato,^{49,†} G. Savage,^{15,‡} V. Saveliev,^{15,†} M. Savitskyi,^{91,‡} A. Savoy-Navarro,^{15,z,†} L. Sawyer,^{106,‡} T. Scanlon,^{93,‡} R. D. Schamberger,^{113,‡} Y. Scheglov,^{88,‡} H. Schellman,^{100,‡} P. Schlabach,^{15,†} E. E. Schmidt,^{15,†} C. Schwanenberger,^{94,ll,‡} T. Schwarz,^{31,†} R. Schwienhorst,^{32,‡} L. Scodellaro,^{9,†} F. Scuri,^{41a,†} S. Seidel,^{34,†} Y. Seiya,^{37,†} J. Sekaric,^{105,‡} A. Semenov,^{13,†} H. Severini,^{116,‡} F. Sforza,^{41a,41b,†} E. Shabalina,^{75,‡} S. Z. Shalhout,^{7,†} V. Shary,^{70,‡} S. Shaw,^{94,‡} A. A. Shchukin,^{87,‡} T. Shears,^{27,†} P. F. Shepard,^{42,†} M. Shimojima,^{49,u,†} M. Shochet,^{11,†} I. Shreyber-Tecker,^{33,†} V. Simak,^{62,‡} A. Simonenko,^{13,†} P. Skubic,^{116,‡} P. Slattery,^{44,‡} K. Sliwa,^{50,†} D. Smirnov,^{103,‡} J. R. Smith,^{7,†} F. D. Snider,^{15,†} G. R. Snow,^{109,‡} J. Snow,^{115,‡} S. Snyder,^{114,‡} S. Söldner-Rembold,^{94,‡} H. Song,^{42,†} L. Sonnenschein,^{73,‡} V. Sorin,^{4,†} K. Soustruznik,^{61,‡} R. St. Denis,^{19,*†} M. Stancari,^{15,†} J. Stark,^{66,‡} D. Stentz,^{15,w,†} D. A. Stoyanova,^{87,‡} M. Strauss,^{116,‡} J. Strologas,^{34,†} Y. Sudo,^{49,†} A. Sukhanov,^{15,†} I. Suslov,^{13,†} L. Suter,^{94,‡} P. Svoisky,^{116,‡} K. Takemasa,^{49,†} Y. Takeuchi,^{49,†} J. Tang,^{11,†} M. Tecchio,^{31,†} P. K. Teng,^{1,†} J. Thom,^{15,f,†} E. Thomson,^{40,†} V. Thukral,^{47,†} M. Titov,^{70,‡} D. Toback,^{47,†} S. Tokar,^{12,†} V. V. Tokmenin,^{13,‡} K. Tollefson,^{32,†} T. Tomura,^{49,†} D. Tonelli,^{15,e,†} S. Torre,^{17,†} D. Torretta,^{15,†} P. Totaro,^{39a,†} M. Trovato,^{41a,41d,†} Y.-T. Tsai,^{44,‡} D. Tsybychev,^{113,‡} B. Tuchming,^{70,‡} C. Tully,^{111,‡} F. Ukegawa,^{49,†} S. Uozumi,^{25,†} L. Uvarov,^{88,‡} S. Uvarov,^{88,‡} S. Uzunyan,^{99,‡} R. Van Kooten,^{101,‡} W. M. van Leeuwen,^{84,‡} N. Varelas,^{98,‡} E. W. Varnes,^{95,‡} I. A. Vasilyev,^{87,‡} F. Vázquez,^{16,l,†} G. Velev,^{15,†} C. Vellidis,^{15,†} A. Y. Verkheev,^{13,‡} C. Vernieri,^{41a,41d,†} L. S. Vertogradov,^{13,‡} M. Verzocchi,^{15,‡} M. Vesterinen,^{94,‡} M. Vidal,^{43,†} D. Vilanova,^{70,‡} R. Vilar,^{9,†} J. Vizán,^{9,cc,†} M. Vogel,^{34,†} P. Vokac,^{62,‡} G. Volpi,^{17,†} P. Wagner,^{40,†} H. D. Wahl,^{97,‡} R. Wallny,^{15,†} M. H. L. S. Wang,^{15,‡} S. M. Wang,^{1,†} J. Warchol,^{103,‡} D. Waters,^{28,†} G. Watts,^{123,‡} M. Wayne,^{103,‡} J. Weichert,^{76,‡} L. Welty-Rieger,^{100,‡} W. C. Wester III,^{15,†} D. Whiteson,^{40,c,†} A. B. Wicklund,^{2,†} S. Wilbur,^{7,†} H. H. Williams,^{40,†}

M. R. J. Williams,^{101,xx,‡} G. W. Wilson,^{105,‡} J. S. Wilson,^{31,†} P. Wilson,^{15,†} B. L. Winer,^{35,†} P. Wittich,^{15,f,†} M. Wobisch,^{106,‡} S. Wolbers,^{15,†} H. Wolfe,^{35,†} D. R. Wood,^{107,‡} T. Wright,^{31,†} X. Wu,^{18,†} Z. Wu,^{5,†} T. R. Wyatt,^{94,‡} Y. Xie,^{15,‡} R. Yamada,^{15,‡} K. Yamamoto,^{37,†} D. Yamato,^{37,†} S. Yang,^{59,‡} T. Yang,^{15,†} U. K. Yang,^{25,†} Y. C. Yang,^{25,†} W.-M. Yao,^{26,†} T. Yasuda,^{15,‡} Y. A. Yatsunenko,^{13,‡} W. Ye,^{113,‡} Z. Ye,^{15,‡} G. P. Yeh,^{15,†} K. Yi,^{15,m,†} H. Yin,^{15,‡} K. Yip,^{114,‡} J. Yoh,^{15,†} K. Yorita,^{52,†} T. Yoshida,^{37,k,†} S. W. Youn,^{15,‡} G. B. Yu,^{14,†} I. Yu,^{25,†} J. M. Yu,^{31,‡} A. M. Zanetti,^{48a,†} Y. Zeng,^{14,†} J. Zennamo,^{112,‡} T. G. Zhao,^{94,‡} B. Zhou,^{31,‡} C. Zhou,^{14,†} J. Zhu,^{31,‡} M. Zielinski,^{44,‡} D. Zieminska,^{101,‡} L. Zivkovic,^{69,‡} and S. Zucchelli^{6a,6b,†}

(CDF Collaboration)[†](D0 Collaboration)[‡]¹*Institute of Physics, Academia Sinica, Taipei, Taiwan 11529, Republic of China*²*Argonne National Laboratory, Argonne, Illinois 60439, USA*³*University of Athens, 157 71 Athens, Greece*⁴*Institut de Fisica d'Altes Energies, ICREA, Universitat Autònoma de Barcelona, E-08193 Bellaterra (Barcelona), Spain*⁵*Baylor University, Waco, Texas 76798, USA*^{6a}*Istituto Nazionale di Fisica Nucleare Bologna, I-40127 Bologna, Italy*^{6b}*University of Bologna, I-40127 Bologna, Italy*⁷*University of California, Davis, Davis, California 95616, USA*⁸*University of California, Los Angeles, Los Angeles, California 90024, USA*⁹*Instituto de Fisica de Cantabria, CSIC-University of Cantabria, 39005 Santander, Spain*¹⁰*Carnegie Mellon University, Pittsburgh, Pennsylvania 15213, USA*¹¹*Enrico Fermi Institute, University of Chicago, Chicago, Illinois 60637, USA*¹²*Comenius University, 842 48 Bratislava, Slovakia; Institute of Experimental Physics, 040 01 Kosice, Slovakia*¹³*Joint Institute for Nuclear Research, RU-141980 Dubna, Russia*¹⁴*Duke University, Durham, North Carolina 27708, USA*¹⁵*Fermi National Accelerator Laboratory, Batavia, Illinois 60510, USA*¹⁶*University of Florida, Gainesville, Florida 32611, USA*¹⁷*Laboratori Nazionali di Frascati, Istituto Nazionale di Fisica Nucleare, I-00044 Frascati, Italy*¹⁸*University of Geneva, CH-1211 Geneva 4, Switzerland*¹⁹*Glasgow University, Glasgow G12 8QQ, United Kingdom*²⁰*Harvard University, Cambridge, Massachusetts 02138, USA*²¹*Division of High Energy Physics, Department of Physics, University of Helsinki, FIN-00014 Helsinki, Finland; Helsinki Institute of Physics, FIN-00014 Helsinki, Finland*²²*University of Illinois, Urbana, Illinois 61801, USA*²³*The Johns Hopkins University, Baltimore, Maryland 21218, USA*²⁴*Institut für Experimentelle Kernphysik, Karlsruhe Institute of Technology, D-76131 Karlsruhe, Germany*²⁵*Center for High Energy Physics: Kyungpook National University, Daegu 702-701, Korea;**Seoul National University, Seoul 151-742, Korea; Sungkyunkwan University, Suwon 440-746, Korea;**Korea Institute of Science and Technology Information, Daejeon 305-806, Korea;**Chonnam National University, Gwangju 500-757, Korea; Chonbuk National University,**Jeonju 561-756, Korea; Ewha Womans University, Seoul 120-750, Korea*²⁶*Ernest Orlando Lawrence Berkeley National Laboratory, Berkeley, California 94720, USA*²⁷*University of Liverpool, Liverpool L69 7ZE, United Kingdom*²⁸*University College London, London WC1E 6BT, United Kingdom*²⁹*Centro de Investigaciones Energéticas Medioambientales y Tecnológicas, E-28040 Madrid, Spain*³⁰*Massachusetts Institute of Technology, Cambridge, Massachusetts 02139, USA*³¹*University of Michigan, Ann Arbor, Michigan 48109, USA*³²*Michigan State University, East Lansing, Michigan 48824, USA*³³*Institution for Theoretical and Experimental Physics, ITEP, Moscow 117259, Russia*³⁴*University of New Mexico, Albuquerque, New Mexico 87131, USA*³⁵*The Ohio State University, Columbus, Ohio 43210, USA*³⁶*Okayama University, Okayama 700-8530, Japan*³⁷*Osaka City University, Osaka 558-8585, Japan*³⁸*University of Oxford, Oxford OX1 3RH, United Kingdom*^{39a}*Istituto Nazionale di Fisica Nucleare, Sezione di Padova, I-35131 Padova, Italy*^{39b}*University of Padova, I-35131 Padova, Italy*⁴⁰*University of Pennsylvania, Philadelphia, Pennsylvania 19104, USA*^{41a}*Istituto Nazionale di Fisica Nucleare Pisa, I-56127 Pisa, Italy*

- ^{41b}University of Pisa, I-56127 Pisa, Italy
^{41c}University of Siena, I-56127 Pisa, Italy
^{41d}Scuola Normale Superiore, I-56127 Pisa, Italy
^{41e}INFN Pavia, I-27100 Pavia, Italy
^{41f}University of Pavia, I-27100 Pavia, Italy
⁴²University of Pittsburgh, Pittsburgh, Pennsylvania 15260, USA
⁴³Purdue University, West Lafayette, Indiana 47907, USA
⁴⁴University of Rochester, Rochester, New York 14627, USA
⁴⁵The Rockefeller University, New York, New York 10065, USA
^{46a}Istituto Nazionale di Fisica Nucleare, Sezione di Roma 1, I-00185 Roma, Italy
^{46b}Sapienza Università di Roma, I-00185 Roma, Italy
⁴⁷Mitchell Institute for Fundamental Physics and Astronomy, Texas A&M University, College Station, Texas 77843, USA
^{48a}Istituto Nazionale di Fisica Nucleare Trieste, I-33100 Udine, Italy
^{48b}Gruppo Collegato di Udine, I-33100 Udine, Italy
^{48c}University of Udine, I-33100 Udine, Italy
^{48d}University of Trieste, I-34127 Trieste, Italy
⁴⁹University of Tsukuba, Tsukuba, Ibaraki 305, Japan
⁵⁰Tufts University, Medford, Massachusetts 02155, USA
⁵¹University of Virginia, Charlottesville, Virginia 22906, USA
⁵²Waseda University, Tokyo 169, Japan
⁵³Wayne State University, Detroit, Michigan 48201, USA
⁵⁴University of Wisconsin, Madison, Wisconsin 53706, USA
⁵⁵Yale University, New Haven, Connecticut 06520, USA
⁵⁶LAFEX, Centro Brasileiro de Pesquisas Físicas, Rio de Janeiro, Brazil
⁵⁷Universidade do Estado do Rio de Janeiro, Rio de Janeiro, Brazil
⁵⁸Universidade Federal do ABC, Santo André, Brazil
⁵⁹University of Science and Technology of China, Hefei, People's Republic of China
⁶⁰Universidad de los Andes, Bogotá, Colombia
⁶¹Charles University, Faculty of Mathematics and Physics, Center for Particle Physics, Prague, Czech Republic
⁶²Czech Technical University in Prague, Prague, Czech Republic
⁶³Institute of Physics, Academy of Sciences of the Czech Republic, Prague, Czech Republic
⁶⁴Universidad San Francisco de Quito, Quito, Ecuador
⁶⁵LPC, Université Blaise Pascal, CNRS/IN2P3, Clermont, France
⁶⁶LPSC, Université Joseph Fourier Grenoble 1, CNRS/IN2P3, Institut National Polytechnique de Grenoble, Grenoble, France
⁶⁷CPPM, Aix-Marseille Université, CNRS/IN2P3, Marseille, France
⁶⁸LAL, Université Paris-Sud, CNRS/IN2P3, Orsay, France
⁶⁹LPNHE, Universités Paris VI and VII, CNRS/IN2P3, Paris, France
⁷⁰CEA, Irfu, SPP, Saclay, France
⁷¹IPHC, Université de Strasbourg, CNRS/IN2P3, Strasbourg, France
⁷²IPNL, Université Lyon 1, CNRS/IN2P3, Villeurbanne, France and Université de Lyon, Lyon, France
⁷³III. Physikalisches Institut A, RWTH Aachen University, Aachen, Germany
⁷⁴Physikalisches Institut, Universität Freiburg, Freiburg, Germany
⁷⁵II. Physikalisches Institut, Georg-August-Universität Göttingen, Göttingen, Germany
⁷⁶Institut für Physik, Universität Mainz, Mainz, Germany
⁷⁷Ludwig-Maximilians-Universität München, München, Germany
⁷⁸Panjab University, Chandigarh, India
⁷⁹Delhi University, Delhi, India
⁸⁰Tata Institute of Fundamental Research, Mumbai, India
⁸¹University College Dublin, Dublin, Ireland
⁸²Korea Detector Laboratory, Korea University, Seoul, Korea
⁸³CINVESTAV, Mexico City, Mexico
⁸⁴Nikhef, Science Park, Amsterdam, Netherlands
⁸⁵Radboud University Nijmegen, Nijmegen, Netherlands
⁸⁶Moscow State University, Moscow, Russia
⁸⁷Institute for High Energy Physics, Protvino, Russia
⁸⁸Petersburg Nuclear Physics Institute, St. Petersburg, Russia
⁸⁹Institució Catalana de Recerca i Estudis Avançats (ICREA) and Institut de Física d'Altes Energies (IFAE), Barcelona, Spain
⁹⁰Uppsala University, Uppsala, Sweden
⁹¹Taras Shevchenko National University of Kyiv, Kiev, Ukraine
⁹²Lancaster University, Lancaster LA1 4YB, United Kingdom

- ⁹³Imperial College London, London SW7 2AZ, United Kingdom
⁹⁴The University of Manchester, Manchester M13 9PL, United Kingdom
⁹⁵University of Arizona, Tucson, Arizona 85721, USA
⁹⁶University of California Riverside, Riverside, California 92521, USA
⁹⁷Florida State University, Tallahassee, Florida 32306, USA
⁹⁸University of Illinois at Chicago, Chicago, Illinois 60607, USA
⁹⁹Northern Illinois University, DeKalb, Illinois 60115, USA
¹⁰⁰Northwestern University, Evanston, Illinois 60208, USA
¹⁰¹Indiana University, Bloomington, Indiana 47405, USA
¹⁰²Purdue University Calumet, Hammond, Indiana 46323, USA
¹⁰³University of Notre Dame, Notre Dame, Indiana 46556, USA
¹⁰⁴Iowa State University, Ames, Iowa 50011, USA
¹⁰⁵University of Kansas, Lawrence, Kansas 66045, USA
¹⁰⁶Louisiana Tech University, Ruston, Louisiana 71272, USA
¹⁰⁷Northeastern University, Boston, Massachusetts 02115, USA
¹⁰⁸University of Mississippi, University, Mississippi 38677, USA
¹⁰⁹University of Nebraska, Lincoln, Nebraska 68588, USA
¹¹⁰Rutgers University, Piscataway, New Jersey 08855, USA
¹¹¹Princeton University, Princeton, New Jersey 08544, USA
¹¹²State University of New York, Buffalo, New York 14260, USA
¹¹³State University of New York, Stony Brook, New York 11794, USA
¹¹⁴Brookhaven National Laboratory, Upton, New York 11973, USA
¹¹⁵Langston University, Langston, Oklahoma 73050, USA
¹¹⁶University of Oklahoma, Norman, Oklahoma 73019, USA
¹¹⁷Oklahoma State University, Stillwater, Oklahoma 74078, USA
¹¹⁸Brown University, Providence, Rhode Island 02912, USA
¹¹⁹University of Texas, Arlington, Texas 76019, USA
¹²⁰Southern Methodist University, Dallas, Texas 75275, USA
¹²¹Rice University, Houston, Texas 77005, USA
¹²²University of Virginia, Charlottesville, Virginia 22904, USA
¹²³University of Washington, Seattle, Washington 98195, USA

(Received 19 March 2015; revised manuscript received 27 July 2015; published 7 October 2015)

We present the final combination of CDF and D0 measurements of cross sections for single-top-quark production in proton-antiproton collisions at a center-of-mass energy of 1.96 TeV. The data correspond to total integrated luminosities of up to 9.7 fb^{-1} per experiment. The t -channel cross section is measured to be $\sigma_t = 2.25_{-0.31}^{+0.29}$ pb. We also present the combinations of the two-dimensional measurements of the s - vs t -channel cross section. In addition, we give the combination of the $s + t$ channel cross section measurement resulting in $\sigma_{s+t} = 3.30_{-0.40}^{+0.52}$ pb, without assuming the standard model value for the ratio σ_s/σ_t . The resulting value of the magnitude of the top-to-bottom quark coupling is $|V_{tb}| = 1.02_{-0.05}^{+0.06}$, corresponding to $|V_{tb}| > 0.92$ at the 95% C.L.

DOI: 10.1103/PhysRevLett.115.152003

PACS numbers: 14.65.Ha, 12.15.Ji, 13.85.Qk, 12.15.Hh

The top quark is the heaviest elementary particle of the standard model (SM). Detailed studies of top-quark production and decay provide stringent tests of strong and electroweak interactions, as well as sensitivity to extensions of the SM [1]. At the Fermilab Tevatron collider, protons (p) and antiprotons (\bar{p}) collided at a center-of-mass energy of $\sqrt{s} = 1.96$ TeV. Top quarks were produced predominantly in pairs ($t\bar{t}$) via the strong interaction [2]. They were also produced singly via the electroweak interaction. The cross section for single-top-quark production depends on the square of the magnitude of the quark-mixing Cabibbo-Kobayashi-Maskawa (CKM) matrix [3] element V_{tb} , and consequently is sensitive to contributions from a fourth

family of quarks [4,5], as well as other new phenomena [6], which would lead to a measured strength of the Wtb coupling $|V_{tb}|$ different from the SM prediction. Non-SM phenomena could also change the relative fraction of events produced in the various channels that contribute to the total single-top-quark production cross section.

In $p\bar{p}$ scattering, single-top-quark production proceeds in the t -channel via the exchange of a spacelike virtual W boson between a light quark and a bottom quark [7–9]. Single top quarks are also produced in the s channel via the decay of a timelike virtual W boson produced by quark-antiquark annihilation, which produces a top quark and a bottom quark [10], or in association with a W boson

(Wt) [11]. The predicted SM cross section for the t -channel process σ_t is 2.10 ± 0.13 pb [9], while the s -channel cross section σ_s is 1.05 ± 0.06 pb [12], both calculated at next-to-leading-order (NLO) in quantum chromodynamics (QCD), including next-to-next-to-leading logarithmic (NNLL) corrections. A top-quark mass of 172.5 GeV was chosen, which is consistent with the current world average value [13]. The cross section for Wt production σ_{Wt} is negligibly small at the Tevatron and therefore is not considered in the combination described in this Letter. Since the magnitude of the Wtb coupling is much larger than that of Wtd or of Wts [14], each top quark decays almost exclusively to a W boson and a b quark.

Observation of single-top-quark production was reported by the CDF [15–17] and D0 [18,19] Collaborations not differentiating between the s and the t channels (hereinafter ($s+t$) channel). The CDF Collaboration subsequently measured a single-top-quark production cross section for the sum of the s , t , and Wt channels of $\sigma_{s+t+Wt} = 3.04^{+0.57}_{-0.53}$ pb using data corresponding to 7.5 fb^{-1} of integrated luminosity [20] and for the sum of the s and t channels of $\sigma_{s+t} = 3.02^{+0.49}_{-0.48}$ pb using up to 9.5 fb^{-1} of integrated luminosity [21]. The D0 Collaboration obtained $\sigma_{s+t} = 4.11^{+0.60}_{-0.55}$ pb using data corresponding to 9.7 fb^{-1} of integrated luminosity [22].

The cross sections for individual production modes were also measured separately. The D0 Collaboration observed the t -channel process [23] and measured its cross section to be $\sigma_t = 3.07^{+0.54}_{-0.49}$ pb using data corresponding to 9.7 fb^{-1} of integrated luminosity [22]. The CDF Collaboration measured $\sigma_{t+Wt} = 1.66^{+0.53}_{-0.47}$ pb using data corresponding to 7.5 fb^{-1} of integrated luminosity [20] and $\sigma_t = 1.65^{+0.38}_{-0.36}$ pb using up to 9.5 fb^{-1} [21] of integrated luminosity. The difference between the results for σ_t is about 2 standard deviations (s.d.). Furthermore, both the CDF and D0 Collaborations reported evidence for s -channel production [22,24,25] and combined their results to observe the s -channel process with $\sigma_s = 1.29^{+0.26}_{-0.24}$ pb [26].

At the CERN LHC proton-proton (pp) collider, t -channel production was observed by the ATLAS and CMS Collaborations [27–30]. Furthermore, ATLAS has found evidence for Wt associated production [31], followed recently by an observation at the CMS experiment [32]. All measurements are in agreement with SM predictions [9,12].

In this Letter, we report final combinations of single-top-quark cross section measurements from analyses performed by the CDF [21] and D0 [22] Collaborations using up to 9.7 fb^{-1} of integrated luminosity per experiment. In particular, we present a combined t -channel cross section, a combined two-dimensional measurement of the s - vs t -channel cross sections, and a combination of the ($s+t$)-channel cross sections. The combination is obtained by collecting the inputs from both experiments and reperforming the statistical analysis. This approach allows

for a tighter constraint on the systematic uncertainties that are common to both experiments, leading to a higher precision than that achievable from averaging the individual results. Here, we do not include the combination of the s -channel cross-section measurements, which was reported in Ref. [26]. We also measure the magnitude of the CKM matrix element V_{tb} with no assumptions on the number of quark flavors.

The CDF and D0 detectors are large solenoidal magnetic spectrometers surrounded by projective-tower-geometry calorimeters and muon detectors [33,34]. The data were selected using a logical OR of many online selection requirements that preserve high signal efficiency for offline analysis. Both collaborations analyze events with a lepton ($\ell = e$ or μ) plus jets and an imbalance in the total event transverse energy E_T , reconstructed as the negative vector sum of all significant transverse energies in the calorimeter cells and the muon transverse momenta subtracting the calorimeter energy deposition due to muons ($\ell + \text{jets}$). This topology is consistent with single-top-quark decays in which the decay W boson subsequently decays to $\ell\nu$ [20,22]. Events were selected that contain only one isolated lepton ℓ with large transverse momentum p_T , large E_T , and two or three clusters of energy in the calorimeters (jets) with large p_T . One or two of these jets were required to be identified as emerging from the hadronization of a b quark (b -tagged jets). Multivariate techniques were used to discriminate b -quark jets from light-quark and gluon jets [35,36]. Additional selection criteria were applied to exclude kinematic regions that were difficult to model and to minimize the background of multiple jets from QCD production (QCD multijet) in which one jet was misreconstructed as a lepton and spurious E_T arose from mismeasurements [20,22].

The other final-state topology, analyzed by the CDF Collaboration, involves E_T , jets, and no reconstructed isolated charged leptons ($E_T + \text{jets}$) [21]. In the CDF $E_T + \text{jets}$ analysis, overlap with the $\ell + \text{jets}$ sample was avoided by vetoing events with identified leptons. Large E_T was required, and events with either two or three reconstructed jets were accepted. This additional sample increased the acceptance for signal events by including those in which the W -boson decay produced a lepton that is either not reconstructed or not isolated, or a τ lepton that decayed into hadrons and a neutrino, which were reconstructed as a third jet. After the basic event selection, QCD multijet events dominate the $E_T + \text{jets}$ event sample. To reduce this background, a selection based on an artificial neural network was optimized to preferentially select signal-like events [21].

Events passing the $\ell + \text{jets}$ and $E_T + \text{jets}$ selections were separated into independent channels based on the number of reconstructed jets as well as on the number and quality of b -tagged jets. Each of the channels has a different background composition and signal-to-background ratio, and

analyzing them separately enhances the sensitivity to single-top-quark production by approximately 10% [21,22].

Several differences in the properties of s - and t -channel events were used to distinguish them from one another. Events originating from t -channel production typically contain one light-flavor jet at large pseudorapidity magnitude $|\eta|$, which is useful for separating them from events associated with s -channel production and other SM background processes. Events from the s -channel process are more likely to yield two b jets within the central region of the detector.

Both collaborations used Monte Carlo (MC) event generators to simulate kinematic properties of signal and background events, except for multijet production, which was modeled with data using matrix methods [37,38]. Using the POWHEG [39] generator, CDF modeled single-top-quark signal events at NLO accuracy in the strong coupling strength α_s . This is different from D0 where the SINGLETOP [40] event generator was used, based on NLO QCD COMPHEP calculations that match the kinematic features predicted by other NLO calculations [41,42]. Spin information in the decays of the top quark and the W boson is preserved in both POWHEG and SINGLETOP.

Kinematic properties of background events from processes in which a W or Z boson is produced in association with jets ($W + \text{jets}$ or $Z + \text{jets}$) were simulated using the ALPGEN MC generator [43] for the calculation of tree-level matrix elements interfaced to PYTHIA [44] for parton showering and hadronization and using the MLM matrix-element parton-shower matching scheme [45]. Diboson contributions (WW , WZ , and ZZ) were modeled using PYTHIA [44]. The $t\bar{t}$ process was modeled using PYTHIA at CDF and ALPGEN at D0. The mass of the top quark in simulated events was set to $m_t = 172.5$ GeV. Higgs-boson processes were modeled using simulated events generated with PYTHIA for a Higgs boson mass of $m_H = 125$ GeV [46–48]. In all of the above cases, PYTHIA was used to model proton remnants and to simulate the hadronization of all generated partons. The presence of additional $p\bar{p}$ interactions was modeled by overlaying events selected from random beam crossings matching the instantaneous luminosity profile in the data. All MC events were processed through GEANT-based detector simulations [49], and were reconstructed using the same computer programs as used for data.

Data were used to normalize W -boson production associated with both light- and heavy-flavor jet contributions in samples enriched in $W + \text{jets}$ processes, which have negligible signal content [17,22,25]. All other simulated background samples were normalized to their theoretical cross sections, i.e., $t\bar{t}$ at next-to-next-to-leading order QCD [50], $Z + \text{jets}$ and diboson production at NLO QCD [51], and Higgs-boson production including all relevant higher-order QCD and electroweak corrections [52]. For the measurement of σ_t , the s -channel single-top-quark

production sample was considered as background and normalized to the NLO QCD cross section combined with NNLL resummations [12].

Multivariate discriminants were optimized to separate signal events from large background contributions. To combine the results from the two experiments, we use the s - and t -channel discriminants from the CDF [24] and D0 [22] single-top-quark measurements. We perform a likelihood fit to the binned distribution of the final discriminants. We combine the various channels of the different analyses from each experiment by taking the product of their likelihoods and simultaneously varying the correlated uncertainties and by comparing data to the predictions for each contributing signal and background process. Using a Bayesian statistical analysis [53], we then derive combined Tevatron cross section measurements, taking the prior density for the signal cross sections to be uniform for non-negative cross sections.

For the sources of uncertainties we follow Ref. [26]. We consider the following systematic uncertainties: the integrated luminosity from detector-specific sources and from the inelastic and diffractive cross sections. We also consider systematic uncertainties on the signal modeling, the simulation of background, data-based methods to estimate background, detector modeling, b -jet tagging, and the measurement of the jet-energy scale. Table I of Ref. [26] summarizes the categories that contribute to the uncertainties on the shape of the output of the multivariate discriminants distributions and the range of uncertainties applied to the predicted normalizations for signal and background contributions. Reference [26] gives the sources of systematic uncertainty common to measurements of both collaborations that are assumed to be fully correlated, and lists uncertainties that are assumed to be uncorrelated. The dependence of the results on these correlation assumptions is negligible.

A two-dimensional (2D) posterior-probability density is constructed as a function of σ_s and σ_t in analogy to the one-dimensional (1D) posterior probability described in Ref. [26]. The measured cross section is quoted as the value at the position of the maximum, and the 68% probability contour defines the measurement uncertainty.

Figure 1 shows the distribution of the mean values from the discriminants sorted by the s -channel minus t -channel expected signal contributions divided by the background expectation, $(s - t)/b$. An entry in the histogram corresponds to a collection of bins with similar ratio $(s - t)/b$. The value on the horizontal axis is given by the mean discriminant for those bins. The vertical axis gives the number of events in those bins. We show the data, the SM predictions for the s - and t -channel processes, and the predicted backgrounds separated by source. The distribution for large negative values is dominated by the content of the bins that show a higher t -channel contribution, while large positive values are dominated by the content of the bins with a higher s -channel contribution. The abscissa

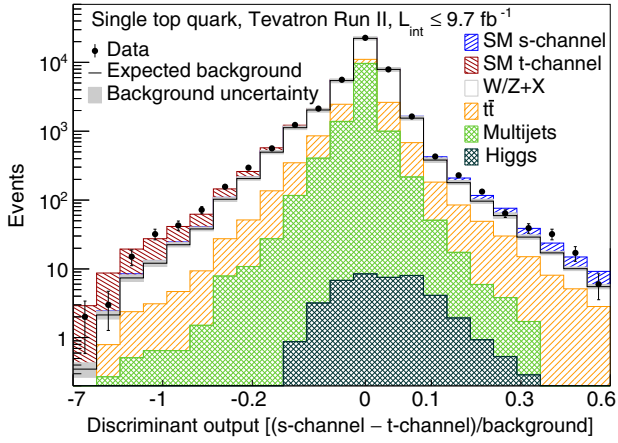


FIG. 1 (color online). Distribution of the mean discriminants for bins with similar ratios of (s -channel – t -channel) signals divided by background yields. The data, predicted SM s - and t -channel yields, and expected background are displayed. The total expected background (black solid line) is shown with its uncertainty (gray shaded band). A nonlinear scale is used on the abscissa to better display the range of the discriminant output values.

extends to larger negative values since we expect more t -channel events than s -channel events and the separation from background is better for t -channel events than for s -channel events. The region corresponding to discriminant values near zero is dominated by the background.

Figure 2 presents the resulting 2D posterior probability distribution as a function of σ_t and σ_s . The value and uncertainty in the individual cross sections are derived through the 1D posterior probability functions obtained by integrating the 2D posterior probability over the other variable. The most probable value of σ_t is $2.25^{+0.29}_{-0.31}$ pb. The measurement of σ_{s+t} is performed without making assumptions on the ratio of σ_s/σ_t by forming a 2D posterior probability density distribution of σ_{s+t} versus σ_t and then integrating over all possible values of σ_t to extract the 1D estimate of σ_{s+t} . The combined cross section is $\sigma_{s+t} = 3.30^{+0.52}_{-0.40}$ pb. The total expected uncertainty on σ_{s+t} is 13%, the expected uncertainty without considering systematic uncertainties is 8%, and the expected systematic uncertainty is 10%. The systematic uncertainty from the limited precision of top-quark mass measurements is negligible [17,22]. Figure 2 also shows the expectation from several beyond the SM (BSM) models. Figure 3 shows the individual [21,22] and combined (this Letter) measurements of the t - and ($s + t$)-channel cross sections including previous measurements of the individual [22,24] and combined [26] s -channel cross sections. All measurements are consistent with SM predictions.

The SM single-top-quark production cross section is directly sensitive to the square of the CKM matrix element V_{tb} [9,12], thus providing a measurement of $|V_{tb}|$ without any assumption on the number of quark families or the

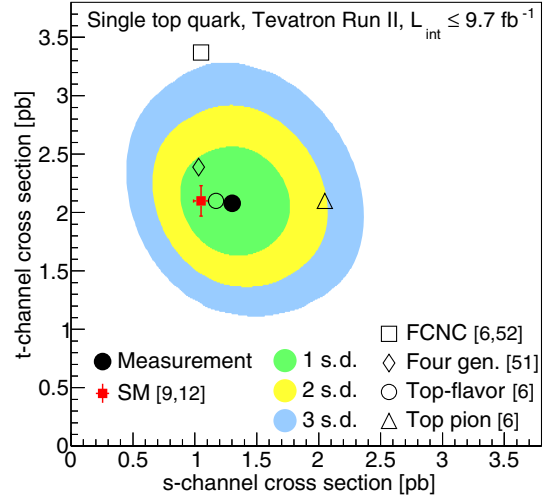


FIG. 2 (color online). Two-dimensional posterior probability as a function of σ_t and σ_s with one s.d. (68% C.L.), two s.d. (95% C.L.), and three s.d. (99.7% C.L.) probability contours for the combination of the CDF and D0 analysis channels compared with the NLO + NNLL theoretical prediction of the SM [9,12]. Several BSM predictions are shown, a model with four quark families with top-to-strange quark coupling $|V_{ts}| = 0.2$ [5], a top-flavor model with new heavy bosons with mass $m_x = 1$ TeV [6], a model of charged top pions with mass $m_{\pi^\pm} = 250$ GeV [6], and a model with flavor-changing neutral currents with a 0.036 coupling κ_u/Λ between up quark, top quark, and gluon [6,54].

unitarity of the CKM matrix [38]. We extract $|V_{tb}|$ assuming that top quarks decay exclusively to Wb final states.

We start with the multivariate discriminants for the s and t channels for each experiment and form a Bayesian

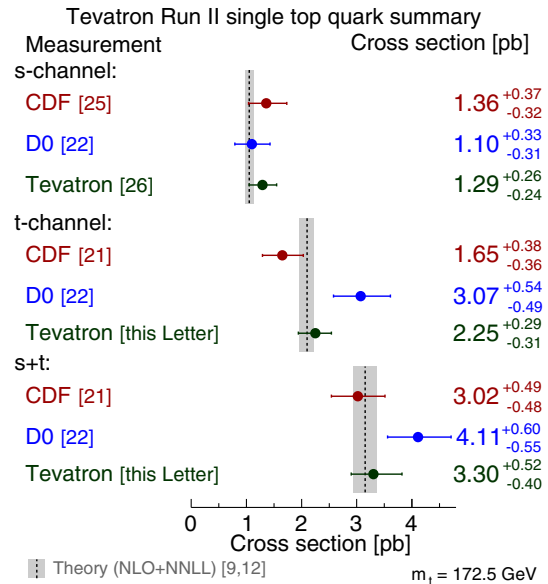


FIG. 3 (color online). Measured single-top-quark production cross sections from the CDF and D0 Collaborations in different production channels and the Tevatron combinations of these analyses compared with the NLO + NNLL theoretical prediction [9,12].

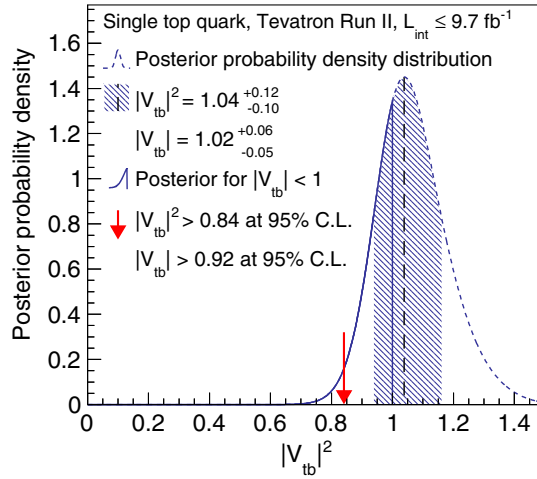


FIG. 4 (color online). Posterior probability distribution as a function of $|V_{tb}|^2$ for the combination of CDF and D0 analysis channels. The arrow indicates the allowed values of $|V_{tb}|^2$ corresponding to the limit of $|V_{tb}| > 0.92$ at the 95% C.L.

posterior probability density for $|V_{tb}|^2$ assuming a uniform-prior probability distribution in the region $[0, \infty]$ corresponding to a uniform prior density of the signal cross section. Additionally, the uncertainties on the SM predictions for the s - and t -channel cross sections [9,12] are considered. The resulting posterior probability distribution for $|V_{tb}|^2$ is presented in Fig. 4. We obtain $|V_{tb}| = 1.02^{+0.06}_{-0.05}$. If we restrict the prior to the SM region $[0,1]$, we extract a limit of $|V_{tb}| > 0.92$ at the 95% C.L.

In summary, using $p\bar{p}$ collision samples corresponding to an integrated luminosity of up to 9.7 fb^{-1} per experiment, we report the final combination of single-top-quark production cross sections from CDF and D0 measurements assuming $m_t = 172.5 \text{ GeV}$. The cross section for t -channel production is found to be

$$\sigma_t = 2.25^{+0.29}_{-0.31} \text{ pb.} \quad (1)$$

Without assuming the SM value for the relative s - and t -channel contributions, the total single-top-quark production cross section is

$$\sigma_{s+t} = 3.30^{+0.52}_{-0.40} \text{ pb.} \quad (2)$$

Together with the combined s -channel cross section [26], this completes single-top-quark cross-section measurements accessible at the Tevatron. All measurements are consistent with SM predictions [9,12]. Finally, we extract a direct limit on the CKM matrix element of $|V_{tb}| > 0.92$ at the 95% C.L. As a result, there is no indication of sources of new physics beyond the SM in the measured strength of the Wtb coupling.

We thank the Fermilab staff and technical staffs of the participating institutions for their vital contributions. We

acknowledge support from the Department of Energy and the National Science Foundation (U.S.A.), the Australian Research Council (Australia), the National Council for the Development of Science and Technology and the Carlos Chagas Filho Foundation for the Support of Research in the State of Rio de Janeiro (Brazil), the Natural Sciences and Engineering Research Council (Canada), the China Academy of Sciences, the National Natural Science Foundation of China, and the National Science Council of the Republic of China (China), the Administrative Department of Science, Technology and Innovation (Colombia), the Ministry of Education, Youth and Sports (Czech Republic), the Academy of Finland, the Alternative Energies and Atomic Energy Commission and the National Center for Scientific Research/National Institute of Nuclear and Particle Physics (France), the Bundesministerium für Bildung und Forschung (Federal Ministry of Education and Research) and the Deutsche Forschungsgemeinschaft (German Research Foundation) (Germany), the Department of Atomic Energy and Department of Science and Technology (India), the Science Foundation Ireland (Ireland), the National Institute for Nuclear Physics (Italy), the Ministry of Education, Culture, Sports, Science and Technology (Japan), the Korean World Class University Program and the National Research Foundation of Korea (Korea), the National Council of Science and Technology (Mexico), the Foundation for Fundamental Research on Matter (Netherlands), the Ministry of Education and Science of the Russian Federation, the National Research Center “Kurchatov Institute” of the Russian Federation, and the Russian Foundation for Basic Research (Russia), the Slovak R&D Agency (Slovakia), the Ministry of Science and Innovation, and the Consolider-Ingenio 2010 Program (Spain), the Swedish Research Council (Sweden), the Swiss National Science Foundation (Switzerland), the Ministry of Education and Science of Ukraine (Ukraine), the Science and Technology Facilities Council and the The Royal Society (United Kingdom), the A.P. Sloan Foundation (U.S.A.), and the European Union community Marie Curie Fellowship Contract No. 302103.

*Deceased.

^aVisitor from University of British Columbia, Vancouver, BC V6T 1Z1, Canada.

^bVisitor from Istituto Nazionale di Fisica Nucleare, Sezione di Cagliari, 09042 Monserrato (Cagliari), Italy.

^cVisitor from University of California Irvine, Irvine, CA 92697, USA.

^dVisitor from Institute of Physics, Academy of Sciences of the Czech Republic, 182 21, Czech Republic.

^eVisitor from CERN, CH-1211 Geneva, Switzerland.

^fVisitor from Cornell University, Ithaca, NY 14853, USA.

^gVisitor from University of Cyprus, Nicosia CY-1678, Cyprus.

^hVisitor from Office of Science, U.S. Department of Energy, Washington, DC 20585, USA.

ⁱVisitor from University College Dublin, Dublin 4, Ireland.

^jVisitor from ETH, 8092 Zürich, Switzerland.

^kVisitor from University of Fukui, Fukui City 910-0017, Fukui Prefecture, Japan.

^lVisitor from Universidad Iberoamericana, Lomas de Santa Fe, México, C.P. 01219, Distrito Federal.

^mVisitor from University of Iowa, Iowa City, IA 52242, USA.

ⁿVisitor from Kinki University, Higashi-Osaka City 577-8502, Japan.

^oVisitor from Kansas State University, Manhattan, KS 66506, USA.

^pVisitor from Brookhaven National Laboratory, Upton, NY 11973, USA.

^qVisitor from Istituto Nazionale di Fisica Nucleare, Sezione di Lecce, Via Arnesano, I-73100 Lecce, Italy.

^rVisitor from Queen Mary, University of London, London E1 4NS, United Kingdom.

^sVisitor from University of Melbourne, Victoria 3010, Australia.

^tVisitor from Muons, Inc., Batavia, IL 60510, USA.

^uVisitor from Nagasaki Institute of Applied Science, Nagasaki 851-0193, Japan.

^vVisitor from National Research Nuclear University, Moscow 115409, Russia.

^wVisitor from Northwestern University, Evanston, IL 60208, USA.

^xVisitor from University of Notre Dame, Notre Dame, IN 46556, USA.

^yVisitor from Universidad de Oviedo, E-33007 Oviedo, Spain.

^zVisitor from CNRS-IN2P3, Paris F-75205, France.

^{aa}Visitor from Universidad Tecnica Federico Santa Maria, 110v Valparaiso, Chile.

^{bb}Visitor from The University of Jordan, Amman 11942, Jordan.

^{cc}Visitor from Universite catholique de Louvain, 1348 Louvain-La-Neuve, Belgium.

^{dd}Visitor from University of Zürich, 8006 Zürich, Switzerland.

^{ee}Visitor from Massachusetts General Hospital, Boston, MA 02114, USA.

^{ff}Visitor from Harvard Medical School, Boston, MA 02114, USA.

^{gg}Visitor from Hampton University, Hampton, VA 23668, USA.

^{hh}Visitor from Los Alamos National Laboratory, Los Alamos, NM 87544, USA.

ⁱⁱVisitor from Università degli Studi di Napoli Federico I, I-80138 Napoli, Italy.

^{jj}Visitor from Augustana College, Sioux Falls, SD, USA.

^{kk}Visitor from The University of Liverpool, Liverpool, United Kingdom.

^{ll}Visitor from DESY, Hamburg, Germany.

^{mmm}Visitor from CONACyT, Mexico City, Mexico.

ⁿⁿVisitor from Universidad Michoacana de San Nicolas de Hidalgo, Morelia, Mexico.

^{oo}Visitor from SLAC, Menlo Park, CA, USA.

^{pp}Visitor from University College London, London, United Kingdom.

^{qq}Visitor from Centro de Investigacion en Computacion - IPN, Mexico City, Mexico.

^{rr}Visitor from Universidade Estadual Paulista, São Paulo, Brazil.

^{ss}Visitor from Karlsruhe Institut für Technologie (KIT) - Steinbuch Centre for Computing (SCC).

^{tt}Visitor from Office of Science, U.S. Department of Energy, Washington, DC 20585, USA.

^{uu}Visitor from American Association for the Advancement of Science, Washington, DC 20005, USA.

^{vv}Visitor from National Academy of Science of Ukraine (NASU) - Kiev Institute for Nuclear Research (KINR).

^{ww}Visitor from University of Maryland, College Park, MD 20742.

^{xx}Visitor from European Organization for Nuclear Research (CERN).

- [1] C. E. Gerber and C. Vellidis, [arXiv:1409.5038](#).
- [2] T. A. Aaltonen *et al.* (CDF and D0 Collaborations), *Phys. Rev. D* **89**, 072001 (2014).
- [3] N. Cabibbo, *Phys. Rev. Lett.* **10**, 531 (1963); M. Kobayashi and T. Maskawa, *Prog. Theor. Phys.* **49**, 652 (1973).
- [4] M. S. Chanowitz, *Phys. Rev. D* **79**, 113008 (2009).
- [5] J. Alwall, R. Frederix, J.-M. Gérard, A. Giammanco, M. Herquet, S. Kalinin, E. Kou, V. Lemaitre, and F. Maltoni, *Eur. Phys. J. C* **49**, 791 (2007).
- [6] T. M. P. Tait and C.-P. Yuan, *Phys. Rev. D* **63**, 014018 (2000).
- [7] S. S. D. Willenbrock and D. A. Dicus, *Phys. Rev. D* **34**, 155 (1986).
- [8] C.-P. Yuan, *Phys. Rev. D* **41**, 42 (1990).
- [9] N. Kidonakis, *Phys. Rev. D* **83**, 091503 (2011).
- [10] S. Cortese and R. Petronzio, *Phys. Lett. B* **253**, 494 (1991).
- [11] T. M. P. Tait, *Phys. Rev. D* **61**, 034001 (1999).
- [12] N. Kidonakis, *Phys. Rev. D* **81**, 054028 (2010).
- [13] ATLAS, CDF, CMS and D0 Collaborations, [arXiv:1403.4427](#).
- [14] K. A. Olive *et al.* (Particle Data Group), *Chin. Phys. C* **38**, 090001 (2014).
- [15] T. Aaltonen *et al.* (CDF Collaboration), *Phys. Rev. Lett.* **103**, 092002 (2009).
- [16] T. Aaltonen *et al.* (CDF Collaboration), *Phys. Rev. D* **81**, 072003 (2010).
- [17] T. Aaltonen *et al.* (CDF Collaboration), *Phys. Rev. D* **82**, 112005 (2010).
- [18] V. M. Abazov *et al.* (D0 Collaboration), *Phys. Rev. Lett.* **103**, 092001 (2009).
- [19] V. M. Abazov *et al.* (D0 Collaboration), *Phys. Rev. D* **84**, 112001 (2011).
- [20] T. A. Aaltonen *et al.* (CDF Collaboration), *Phys. Rev. Lett.* **113**, 261804 (2014).
- [21] T. A. Aaltonen *et al.* (CDF Collaboration), [arXiv:1410.4909 \[Phys. Rev. Lett. \(to be published\)\]](#).
- [22] V. M. Abazov *et al.* (D0 Collaboration), *Phys. Lett. B* **726**, 656 (2013).
- [23] V. M. Abazov *et al.* (D0 Collaboration), *Phys. Lett. B* **705**, 313 (2011).
- [24] T. A. Aaltonen *et al.* (CDF Collaboration), *Phys. Rev. Lett.* **112**, 231804 (2014).

- [25] T. A. Aaltonen *et al.* (CDF Collaboration), *Phys. Rev. Lett.* **112**, 231805 (2014).
- [26] T. A. Aaltonen *et al.* (CDF and D0 Collaborations), *Phys. Rev. Lett.* **112**, 231803 (2014).
- [27] G. Aad *et al.* (ATLAS Collaboration), *Phys. Lett. B* **717**, 330 (2012).
- [28] G. Aad *et al.* (ATLAS Collaboration), *Phys. Rev. D* **90**, 112006 (2014).
- [29] S. Chatrchyan *et al.* (CMS Collaboration), *J. High Energy Phys.* **12** (2012) 035.
- [30] V. Khachatryan *et al.* (CMS Collaboration), *J. High Energy Phys.* **06** (2014) 090.
- [31] G. Aad *et al.* (ATLAS Collaboration), *Phys. Lett. B* **716**, 142 (2012).
- [32] S. Chatrchyan *et al.* (CMS Collaboration), *Phys. Rev. Lett.* **112**, 231802 (2014).
- [33] D. Acosta *et al.* (CDF Collaboration), *Phys. Rev. D* **71**, 032001 (2005).
- [34] V. M. Abazov *et al.* (D0 Collaboration), *Nucl. Instrum. Methods Phys. Res., Sect. A* **565**, 463 (2006).
- [35] J. Freeman, T. Junk, M. Kirby, Y. Oksuzian, T. J. Phillips, F. D. Snider, M. Trovato, J. Vizan, and W. M. Yao, *Nucl. Instrum. Methods Phys. Res., Sect. A* **697**, 64 (2013).
- [36] V. M. Abazov *et al.* (D0 Collaboration), *Nucl. Instrum. Methods Phys. Res., Sect. A* **620**, 490 (2010); V. M. Abazov *et al.* (D0 Collaboration), *Nucl. Instrum. Methods Phys. Res., Sect. A* **763**, 290 (2014).
- [37] T. Aaltonen *et al.* (CDF Collaboration), *Phys. Rev. D* **87**, 052008 (2013).
- [38] V. M. Abazov *et al.* (D0 Collaboration), *Phys. Rev. D* **78**, 012005 (2008).
- [39] S. Alioli, P. Nason, C. Oleari, and E. Re, *J. High Energy Phys.* **09** (2009) 111.
- [40] E. E. Boos, V. E. Bunichev, L. V. Dudko, V. I. Savrin, and V. V. Sherstnev, *Phys. At. Nucl.* **69**, 1317 (2006). We use SINGLETOP version 4.2p1.
- [41] Z. Sullivan, *Phys. Rev. D* **70**, 114012 (2004).
- [42] J. M. Campbell, R. Frederix, F. Maltoni, and F. Tramontano, *Phys. Rev. Lett.* **102**, 182003 (2009).
- [43] M. L. Mangano, M. Moretti, F. Piccinini, R. Pittau, and A. D. Polosa, *J. High Energy Phys.* **07** (2003) 001. We use ALPGEN version 2.11.
- [44] T. Sjöstrand, S. Mrenna, and P. Skands, *J. High Energy Phys.* **05** (2006) 026. We use PYTHIA version 6.409.
- [45] M. L. Mangano, M. Moretti, and R. Pittau, *Nucl. Phys.* **B632**, 343 (2002).
- [46] G. Aad *et al.* (ATLAS Collaboration), *Phys. Rev. D* **90**, 052004 (2014).
- [47] V. Khachatryan *et al.* (CMS Collaboration), *Eur. Phys. J. C* **74**, 3076 (2014).
- [48] S. Chatrchyan *et al.* (CMS Collaboration), *Phys. Rev. D* **89**, 092007 (2014); G. Aad *et al.* (ATLAS Collaboration), *Phys. Lett. B* **716**, 1 (2012).
- [49] R. Brun and F. Carminati, CERN Program Library Long Writeup, Report No. W5013, 1993.
- [50] S. Moch and P. Uwer, *Phys. Rev. D* **78**, 034003 (2008). The top-quark-pair production cross section is 7.46 ± 0.75 **pb** ($m_t = 172.5$ **GeV**).
- [51] R. K. Ellis, *Nucl. Phys. B, Proc. Suppl.* **160**, 170 (2006). We use MCFM version 5.1.
- [52] J. Baglio and A. Djouadi, *J. High Energy Phys.* **10** (2010) 064; G. Ferrera, M. Grazzini, and F. Tramontano, *Phys. Rev. Lett.* **107**, 152003 (2011).
- [53] I. Bertram *et al.*, Report No. FERMILAB-TM-2104 (2000).
- [54] V. M. Abazov *et al.* (D0 Collaboration), *Phys. Rev. Lett.* **99**, 191802 (2007).