

The atmospheric chemistry box model CAABA/MECCA-3.0

R. Sander¹, A. Baumgaertner^{1,*}, S. Gromov¹, H. Harder¹, P. Jöckel^{1,**}, A. Kerkweg^{1,***}, D. Kubistin¹, E. Regelin¹, H. Riede¹, A. Sandu², D. Taraborrelli¹, H. Tost^{1,***}, and Z.-Q. Xie³

¹Air Chemistry Department, Max-Planck Institute of Chemistry, P.O. Box 3060, 55020 Mainz, Germany

²Department of Computer Science, Virginia Polytechnic Institute and State University, Blacksburg, Virginia 24060, USA

³Institute of Polar Environment, University of Science and Technology of China, Hefei, Anhui, 230026, China

* now at: Deutsches Zentrum für Luft- und Raumfahrt (DLR), Project Management Agency, 53227 Bonn, Germany

** now at: Deutsches Zentrum für Luft- und Raumfahrt (DLR), Institut für Physik der Atmosphäre, Oberpfaffenhofen, 82230 Wessling, Germany

*** now at: Institute for Atmospheric Physics, University Mainz, 55128 Mainz, Germany

Received: 20 December 2010 – Published in Geosci. Model Dev. Discuss.: 19 January 2011

Revised: 18 April 2011 – Accepted: 20 April 2011 – Published: 6 May 2011

Abstract. We present version 3.0 of the atmospheric chemistry box model CAABA/MECCA. In addition to a complete update of the rate coefficients to the most recent recommendations, a number of new features have been added: chemistry in multiple aerosol size bins; automatic multiple simulations reaching steady-state conditions; Monte-Carlo simulations with randomly varied rate coefficients within their experimental uncertainties; calculations along Lagrangian trajectories; mercury chemistry; more detailed isoprene chemistry; tagging of isotopically labeled species. Further changes have been implemented to make the code more user-friendly and to facilitate the analysis of the model results. Like earlier versions, CAABA/MECCA-3.0 is a community model published under the GNU General Public License.

1 Introduction

In a previous publication by Sander et al. (2005), we presented the multi-purpose atmospheric chemistry model MECCA (Module Efficiently Calculating the Chemistry of the Atmosphere). Since its release, the code development has branched with different modelers adding and using different new features (Stickler et al., 2006; Xie et al., 2008; Taraborrelli et al., 2009; Riede et al., 2009; Keene et al., 2009; Gromov et al., 2010; Kubistin et al., 2010). We have now merged these additions into the most recent model version

and make the revised code available to the research community. This code merger also makes it possible to combine model features that were previously only available in different branches of the development.

The code has a modular structure with the chemistry part strictly separated from box-model specific calculations. Unfortunately, the name MECCA has been used in the past for both the box model and for the chemistry mechanism. This led to confusion because the MECCA chemistry can not only be used in a box model but also in a global model (e.g., Jöckel et al., 2010). The former simply represents one well-mixed air parcel, whereas the latter could be a complex general circulation or chemical transport model. For clarity, the box model is now called CAABA (Chemistry As A Boxmodel Application). The relation of CAABA to MECCA is illustrated in Fig. 1. When referring to the combination of the CAABA box model with MECCA chemistry, the term “CAABA/MECCA” is used. In Sect. 2 we describe the CAABA box model, and in Sect. 3 we show features recently added to the MECCA chemistry code.

Like earlier versions, CAABA/MECCA-3.0 is a community model published under the GNU General Public License (<http://www.gnu.org/copyleft/gpl.html>). The model code can be found in the Supplement. In addition to the complete code, a list of chemical reactions, including rate coefficients and references (mechanism.pdf), and a user manual (caaba_mecca_manual.pdf) are available in the caaba-3.0/manual directory of the Supplement. For further information and updates, the MECCA web page at <http://www.mecca.messy-interface.org> may be consulted.



Correspondence to: R. Sander
(rolf.sander@mpic.de)

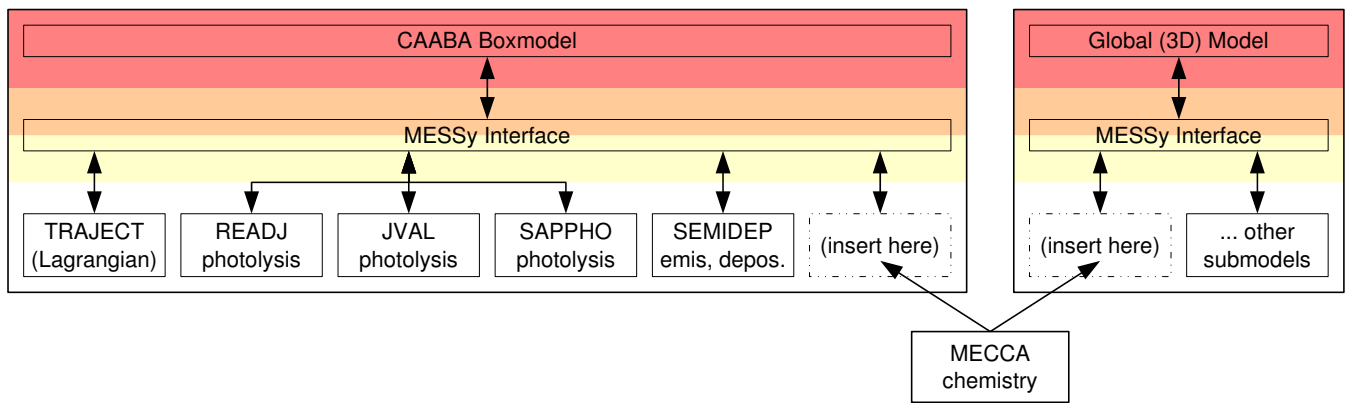


Fig. 1. Left: the modular structure of the CAABA box model and its submodels, which are connected via the MESSy interface. Right: Illustration showing that the MECCA chemistry submodel can also be plugged into a global, 3-dimensional model, e.g., a general circulation model (GCM). Likewise, the photolysis submodel JVAL can also be plugged into a global model.

The CAABA/MECCA software has been written for UNIX/Linux operating systems, it does not run natively under MS-Windows. However, it is now possible to run the model inside a virtual Ubuntu Linux machine with the VMware Player software. After the model has run on the virtual Linux machine, the user can access the output under Windows and analyse it there. Information how to obtain the code on a virtual machine is given on the MECCA web page.

2 CAABA model description

CAABA represents an air parcel (i.e., a box) in the atmosphere. Several scenarios are available for the environmental conditions of the simulation. As an example, the marine boundary layer scenario is shown schematically in Fig. 2. The model setup can be changed via the `xcaaba` shell script and the `caaba.nml` namelist file.

2.1 Submodels

In addition to the MECCA chemistry, the model calculates exchange with air masses outside of the box and the photolysis of chemical species. These processes are coded as individual submodels, which are connected to CAABA via the Modular Earth Submodel System (MESSy) interface by Jöckel et al. (2005), as shown in Fig. 1. The processes of entrainment, emission, detrainment, and deposition are calculated by the submodel SEMIDEP (Simplified EMISSION and DEPOSITION). For box model calculations, there is no difference between entrainment from above and emissions from below the air parcel. Both processes can therefore be treated as fluxes into the box. Likewise, detrainment and deposition are both treated as fluxes out of the box. Assuming a well-mixed marine boundary layer of height z_{mbl} (cm), the change in concentration Δc ($\text{cm}^{-3} \text{s}^{-1}$) can be calculated (e.g., Kerckweg et al., 2006b) from the emission or entrainment flux J_e ($\text{cm}^{-2} \text{s}^{-1}$) as:

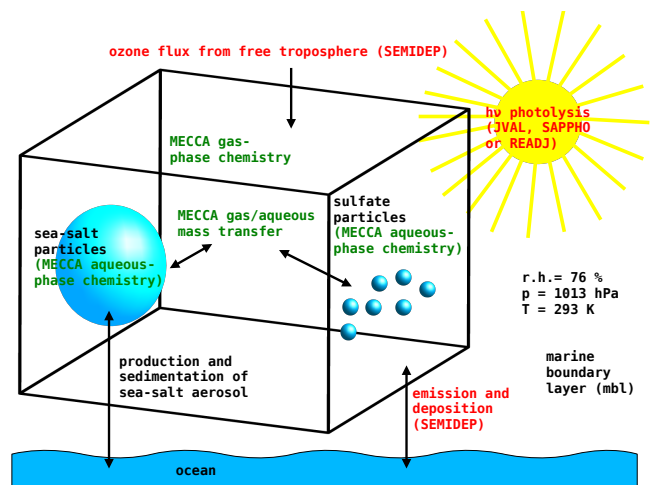


Fig. 2. Illustration of the CAABA box model. MECCA chemistry is shown in green, and processes calculated by other submodels in red.

$$\Delta c = J_e / z_{\text{mbl}} \quad (1)$$

The concentration change Δc due to deposition (e.g., Kerckweg et al., 2006a) depends on the concentration c (cm^{-3}) and the deposition velocity v_d ($\text{cm} \text{s}^{-1}$):

$$\Delta c = c \cdot v_d / z_{\text{mbl}} \quad (2)$$

CAABA contains 3 submodels which can provide rate coefficients J (s^{-1}), also called “ J -values”, for photolytical reactions:

- The submodel SAPPHO (Simplified And Parameterized PHOtolysis rates) provides a simple function:

$$J = a \cdot \exp\left(\frac{-b}{\cos\vartheta + c}\right) \quad (3)$$

Here, ϑ is the solar zenith angle. The three parameters a (s^{-1}), b (dimensionless), and c (dimensionless) are defined for each photolysis reaction. This method has also been used in previous model versions (Sander et al., 2005).

- The submodel JVAL calculates J -values using the method of Landgraf and Crutzen (1998). Its implementation into the MESSy system will be described in a separate publication (Sander et al., 2011).
- Finally, the submodel READJ reads J -values from a file. This option is useful for either applying measured J -values, or offline-calculated J -values obtained from a different model.

2.2 Multiple simulations and the steady-state mode

In the base configuration, CAABA/MECCA calculates the temporal evolution of the chemistry inside an air parcel. This is ideal for sensitivity studies analyzing the effect of individual reactions inside a large chemical mechanism. To make measurements that can be compared directly with these model results, it would be necessary to follow an air parcel, e.g. by attaching instruments to a balloon that is drifting with the wind. Usually, however, measurements consist of data originating from different air masses. To permit a comparison of these measurements with model results, we have added two features to CAABA. One is the “steady-state mode”, which automatically terminates a simulation when a selected species reaches a steady-state, i.e. when its concentration change is less than a user-defined threshold. A useful application of this mode is to fix the physical boundary conditions and the concentrations of long-lived species (e.g., alkanes, alkenes) to their measured values and then calculate steady-state values of short-lived species (e.g., OH, HO₂). A comparison of the simulated short-lived species to their measured values yields insight into how well the reaction mechanism is understood. The second feature that has been added to CAABA provides a user-friendly way to perform multiple simulations. The code loops over several sets of input data, and performs one model run for each of them. For example, the data sets could contain measurements made at different times. For each data set, first the input data for the simulation are read (e.g., measured concentrations and offline-calculated photolysis rate coefficients), and then a model simulation is performed, terminating when a steady state is reached. This is illustrated in Fig. 3a where a box simulation is made for each data set of air-borne measurements. This approach had already been implemented in

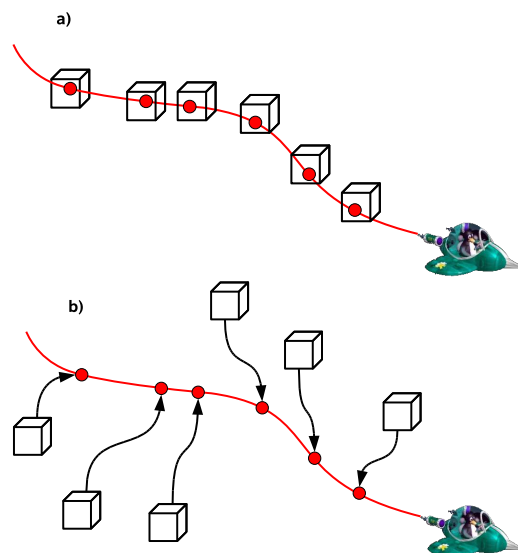


Fig. 3. Illustration of (a) the steady-state-mode, and (b) the trajectory mode of CAABA. The simulations start with conditions encountered at the boxes, follow the black trajectories and end at the red dots which represent the measured data sets along the red flight path.

previous model versions (de Reus et al., 2005; Stickler et al., 2006; Kubistin et al., 2010) and is now available in the current version of CAABA. Although it usually makes sense to combine multiple simulations with the steady-state mode, each of them could also be used independently: For example, multiple runs can be performed for a fixed simulation time (not until reaching steady state) to compare the ozone destruction rates $d[\text{O}_3]/dt$ at the end of the individual model simulations.

2.3 Lagrangian trajectories

With the submodel TRAJECT by Riede et al. (2009), CAABA is turned into a trajectory-box model, simulating atmospheric chemistry along pre-calculated Lagrangian trajectories. In contrast to the steady-state mode (Sect. 2.2) with fixed physical boundary conditions for each simulation, TRAJECT does not aim for steady state and varies longitude, latitude, pressure, temperature, relative humidity, and (optionally) radiation during simulation time along each trajectory (Fig. 3b). As the trajectory information is provided off-line via an input file to CAABA, its source is variable. It could be a kinetic trajectory model using ECMWF analyses, or even a simple, manually composed data set mimicking the temperature and pressure gradient of a laboratory experiment.

The preference for steady-state mode or trajectory mode depends wholly on the user’s intent for the model study. The steady-state mode may for instance help to generate information about short-lived substances in chemical equilibrium when only longer-lived substances were measured and

supplied to the model. In trajectory mode, chemical processes can be studied under varying physical conditions as they occur for instance along atmospheric trajectories.

In addition to the general functionality of a trajectory-box model, CAABA/TRAJECT simulations also offer a method to analyse results from global models. For that purpose, the trajectory-box model is configured for maximum consistency with the global model:

- Trajectories are based on the global-model wind fields.
- The global-model chemical mechanism is used.
- Initial tracer concentrations for CAABA/TRAJECT are sampled from the global model.
- Photolysis rate coefficients in CAABA/TRAJECT are scaled to the global-model values.

CAABA in trajectory mode then re-simulates the atmospheric chemistry of the global model during transport. Note that mixing with surrounding air masses, such as diffusion, scavenging, deposition, or convective transport, is currently not considered in CAABA/TRAJECT and is thus the only systematic cause for a deviation in chemistry between trajectory-box model results and global-model results. When comparing the output of the two models along the trajectories, any deviation can then be attributed to mixing (and its indirect effect on chemistry) during trajectory travel time. Consequently, after defining the concentration at the beginning of the global-model trajectory as transport contribution, the subsequent contributions of mixing and chemistry onto the concentrations of chemical species in the global model can be separated and quantified by the trajectory-box model. For further details and an application example, see Riede et al. (2009).

2.4 Stratospheric model simulations

The chemistry mechanism contains reactions for the whole atmosphere, including the stratosphere and mesosphere. These are routinely used when MECCA is coupled to a global 3-D model (e.g., Jöckel et al., 2006). The CAABA/MECCA box model, however, has so far mainly been used for simulations focusing on the lower troposphere. As a new feature, CAABA now offers an easy way to switch to a stratospheric scenario. Typical values for initializing the chemistry at 10 or 20 hPa are available. Further values for other conditions can be added if needed. Photolysis rate coefficients are calculated in the JVAL submodel, based on the vertical profiles of ozone, water vapor, pressure and temperature. These profiles have been updated and extended up to a level of 1 Pa (≈ 80 km altitude) using results from the ECHAM5/MESSy1 model by Jöckel et al. (2006). An application of CAABA/MECCA in the stratosphere and mesosphere has recently been presented by Baumgaertner et al. (2010).

3 MECCA model description

MECCA is a chemistry submodel that contains a comprehensive atmospheric reaction mechanism. The MECCA version presented by Sander et al. (2005) included: (1) the basic O_3 , CH_4 , HO_x , and NO_x chemistry, (2) non-methane hydrocarbon (NMHC) chemistry, (3) halogen (Cl, Br, I) chemistry, and (4) sulfur chemistry. A suitable subset of the chemistry mechanism can be selected via the `xmecca` shell script and the `mecca.nml` namelist file. Recent extensions of MECCA are presented in the following sections.

3.1 Multiple aerosol size bins

Previous versions of MECCA were able to calculate aerosol chemistry in one or two bins of aerosol radius, hereafter referred to as size bins. Modeling the marine boundary layer, these were normally assigned to a submicrometer sulfate mode and a supermicrometer sea-salt mode, respectively. Considering the high demand of CPU time for aqueous-phase chemistry, this is already at the limit of complexity for global models (e.g., Kerkweg et al., 2008). However, to study the interaction of gas-phase chemistry with aqueous-phase chemistry in aerosols of different sizes in detail, more than just two aerosol bins are required. To achieve this, we now allow up to 99 aerosol size bins in MECCA. Each size bin is described by its radius (m) and its liquid water content ($m^3 m^{-3}$). These two parameters determine the number concentration of each bin (m^{-3}) in the box model. A lifetime is assigned to each size bin, representing the size-dependent loss rate of particles via sedimentation and dry deposition. Assuming that aerosol production and loss are in steady state, an appropriate production term keeps the aerosol concentration constant during the simulation. Each size bin may be initialized with an individual composition of cations (NH_4^+) and anions (SO_4^{2-} , HSO_4^- , Cl^- , Br^- , I^- , IO_3^- , HCO_3^-). In case there is a difference between the concentrations of cations and anions, it is assumed to consist of chemically inert ions, e.g., Na^+ for sea salt. Transfer between the gas phase and each aerosol size bin is calculated using the mass transfer coefficient k_{mt} (Schwartz, 1986; Sander, 1999).

Although there are no direct reactions between aqueous-phase species in different aerosol bins, they are coupled indirectly due to the interaction with the gas phase. MECCA with multiple aerosol size bins has recently been used for a comparison to ship-borne measurements of size-resolved marine aerosol (Keene et al., 2009).

3.2 Monte-Carlo simulations

The value of each rate coefficient in the chemical mechanism is associated with an uncertainty. Monte-Carlo simulations are an efficient method to analyse how sensitively the model reacts to these uncertainties. A MECCA Monte-Carlo simulation is an ensemble of simulations, in each of which all

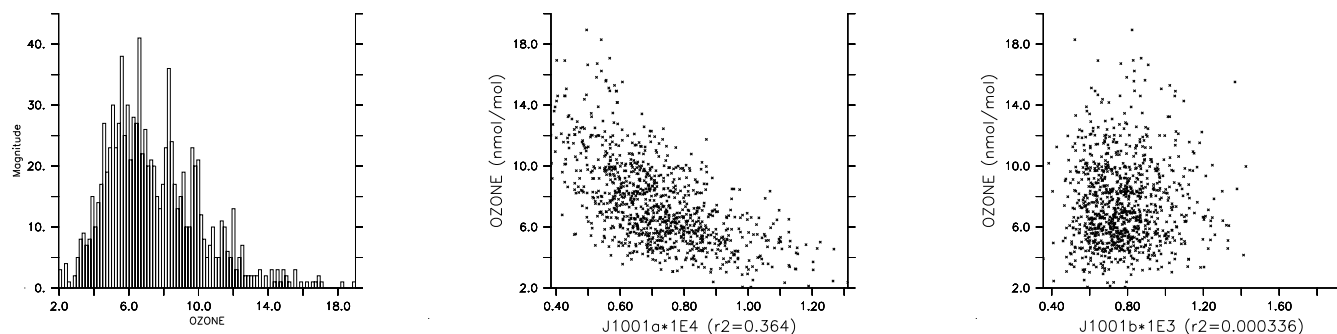


Fig. 4. Example results of Monte-Carlo simulations using a simple chemistry mechanism (tropospheric conditions, gas-phase chemistry without any non-methane hydrocarbons). The first figure is a histogram showing the distribution of steady-state O_3 mixing ratios (nmol mol^{-1}) in 1000 model runs. The other figures are scatter plots of O_3 against individual gas-phase photolysis rate coefficients (in s^{-1}). It can be seen that O_3 decreases with increasing values of J1001a ($\text{O}_3 + h\nu \rightarrow \text{O}(^1\text{D})$). In contrast, its dependence on the photolysis rate J1001b ($\text{O}_3 + h\nu \rightarrow \text{O}(^3\text{P})$) is statistically insignificant.

rate coefficients are varied randomly. The range of model results can be related to the range of the varied input parameters. Such an analysis has been performed with a previous MECCA version by Kubistin et al. (2010) to study the effect of rate-coefficient uncertainties on the production of OH radicals. To give a further example, Fig. 4 shows how O_3 mixing ratios change when rate coefficients are varied.

In each individual Monte-Carlo simulation j , all rate coefficients k_i are varied by a Monte-Carlo factor:

$$k_{i,j}^{\text{MC}} = k_i \times f_i^{x_{i,j}} \quad (4)$$

Here, $k_{i,j}^{\text{MC}}$ is the rate coefficient of reaction i used in the Monte-Carlo simulation j . It is defined as the product of the recommended value k_i and the Monte-Carlo factor $f_i^{x_{i,j}}$. Here, $x_{i,j}$ is a normally-distributed pseudo-random number centered around zero, and f_i is the measurement uncertainty which can be derived from data compilations, e.g. Atkinson et al. (2004, 2006, 2007). If not known, a value of $f_i = 1.25$ is assumed. The Marsaglia polar method (see Marsaglia and Bray (1964) and http://en.wikipedia.org/wiki/Marsaglia_polar_method) is used to transform uniformly-distributed into the normally-distributed pseudo-random numbers $x_{i,j}$. MECCA uses two options from the submodel MAIN_RND to generate uniformly distributed pseudo-random numbers: either the Fortran95 standard subroutine RANDOM_NUMBER or the Mersenne-Twister algorithm (Matsumoto and Nishimura, 1998). A disadvantage of the Fortran95 standard subroutine is that different compilers will produce different pseudo-random number sequences of different quality. The Mersenne-Twister algorithm should be used in case identical sequences are required with different compilers.

3.3 Mercury chemistry

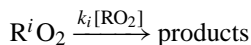
Atmospheric gas and aqueous-phase chemistry of mercury has been included by Xie et al. (2008). The mechanism

development focused on the oxidation of $\text{Hg}(0)$ by O_3 , OH, and halogen radicals. These reactions are not only important to explain mercury-depletion events in polar regions, but may also be of significance with respect to the global distribution of mercury (e.g., Steffen et al., 2008; Jöckel et al., 2010). However, it should be noted that the uncertainties of current kinetic laboratory measurements are quite large. Thus, regular updates of the rate coefficients in future versions of MECCA will be necessary.

3.4 Chemistry of organic trace gases

The oxidation mechanism for organic trace gases is significantly different from that in previous versions of MECCA. The main developments are briefly described here.

The self- and cross-reactions of organic peroxy radicals R^iO_2 are treated following the permutation reaction formalism (Jenkin et al., 1997; Saunders et al., 2003), which is a simplification of the formalism used by Madronich and Calvert (1990). Each individual peroxy radical reacts with a generic RO_2 , which represents the sum of all peroxy radicals: $\text{RO}_2 = \sum_i \text{R}^i\text{O}_2$. A pseudo-unimolecular reaction is then assigned to each individual peroxy radical:



with an averaged rate coefficient k_i that includes the concentration of the generic RO_2 .

A new condensed degradation scheme for isoprene (2-methyl-1,3-butadiene, C_5H_8) has been implemented by Taraborrelli et al. (2009). Replacing the Mainz Isoprene Mechanism (MIM) by Pöschl et al. (2000), the new scheme is called MIM2. It closely reproduces the results of the explicit isoprene mechanism of the Master Chemical Mechanism (MCM, <http://mcm.leeds.ac.uk/MCM>) by Saunders et al. (2003). The buffering capacity of MIM2 against

changes in NO emissions is good and avoids the large biases for nitrogen oxides which are characteristic for MIM. Compared to MCM, MIM2 computes small relative biases (<6%) for most intermediates and has already been used for global atmospheric simulations (Lelieveld et al., 2008; Butler et al., 2008). MIM2 is characterized by a low degree of species lumping. Thus, modifications are easy to implement and unlikely to introduce unintentional side effects on other parts of the mechanism, which can occur when changing heavily parameterized schemes. This feature is particularly important since a poor knowledge of the low-NO_x isoprene oxidation has been linked to the large model bias for the HO_x measurements over a pristine tropical forest (Lelieveld et al., 2008). Recent theoretical and experimental advancements in isoprene oxidation chemistry may explain those discrepancies (Peeters et al., 2009, and others), and MIM2 is suitable for an implementation of these results (e.g., Stavrou et al., 2010).

The chemistry of propane (C₃H₈) and *n*-butane (C₄H₁₀) has been taken from the MCM and simplified. The OH-initiated oxidation of ethene is taken from Orlando et al. (1998), fully representing the temperature and NO_x dependence of the product distribution. Ozonolysis of ethene is taken from the MCM and simplified according to the principles described by Taraborrelli et al. (2009).

Finally, the whole mechanism is now mass-conserving with respect to carbon, including CO and CO₂. It is thus suitable for assessments of carbon-isotopic trace-gas composition and CO production from biogenic sources.

3.5 NH₃ chemistry

A mechanism for the chemical degradation of gaseous NH₃ has been added. Even though this sink is of minor importance for NH₃ (the chemical loss is only a few percent compared to deposition and heterogeneous chemistry), the degradation products contribute to the budgets of N₂O and NO_x. The reaction pathways towards either N₂O or NO depend on the concentrations of NO₂ and O₃: under low NO_x conditions with mixing ratios below 1 nmol mol⁻¹, NH₃ acts as a source for NO_x, otherwise as a sink. The implemented reactions are taken from the condensed mechanism of Kohlmann and Poppe (1999).

3.6 Kinetic diagnostics and isotope chemistry

A tagging technique for the MECCA reaction mechanism has been implemented by Gromov et al. (2010). The new sub-submodel MECCA-TAG allows the explicit on-line calculation of the contributions of selected species to the budgets of other species of interest within a complex chemical mechanism. For example, one can estimate the contributions of methane and isoprene to the production of CO, as well as to the budgets of any associated intermediate like HCHO or CH₃O₂. In addition, tagging allows the direct calculation

of the species' yields, e.g., number of molecules of CO produced per initially reacted methane or isoprene. Considering the complex chemistry, MECCA-TAG substantially facilitates the analysis of the model results, considering the complex chemistry of isoprene oxidation in MECCA (MIM2, see Sect. 3.4).

An extended application of tagging is isotope chemistry modelling, which is now supported in MECCA. Modeling of isotope chemistry requires careful consideration of isotopic composition transfer, specific isotope exchange reactions and kinetic isotope effects. MECCA-TAG offers a comfortable isotope chemistry parameterisation with all necessary input contained in a single user-friendly configuration file (suffix *cfg*). Only the list of species and isotopes of interest must be specified, without adding or changing any reaction: the parsing routines automatically process the equation (suffix *eqn*) and species (suffix *spc*) files of the selected chemical mechanism and generate additional Fortran95 code for CAABA/MECCA. The execution of the sub-submodel is controlled via a Fortran95 namelist. To date, we have implemented stable carbon (¹²C/¹³C) and oxygen (¹⁶O/¹⁷O/¹⁸O) isotope configurations in MECCA that have been evaluated for CO and relevant species (Gromov et al., 2010). Isotope chemistry of other elements, e.g. hydrogen, sulfur, nitrogen, is to be added in the future.

3.7 Further changes

To improve the up-to-dateness and the user-friendliness, and to facilitate the analysis of the model results, several minor changes have been applied to MECCA:

- Rate coefficients have been updated to recent recommendations and laboratory studies (Sander et al., 2006; Atkinson et al., 2004, 2006, 2007). A complete list of chemical reactions, rate coefficients, and references is available in the file *meccanism.pdf* in the Supplement.
- During the generation of a new chemical mechanism, the user needs to answer several questions interactively about the selected reactions, the numerical solver, and other features. It is now preferred to collect all answers in a batch file (suffix *bat*) and then produce a new chemical mechanism non-interactively. Similarly, the new replacement files (suffix *rpl*) allow easy switching between the standard mechanism and a mechanism modified for testing purposes. Both features are explained in more detail in the CAABA/MECCA user manual (see Supplement).
- The kinetic preprocessor KPP, which performs the numerical integration of the chemical reaction mechanism, has been updated to version 2.1 by Sandu and Sander (2006), which provides a greater number of different numerical integrators. To facilitate the installation and to ensure compatibility, the KPP software has been included into the MECCA distribution.

- The new “groundhog day” feature endlessly repeats the solar cycle of the first model day. This can be used for a model spin-up on a fixed day of the year, i.e. neglecting the seasonal cycle.
- The implementation of diagnostic tracers allows the output of reaction rates associated with the selected reactions. Alternatively, the output of *all* reaction rates can be switched on.

4 Summary

We have presented the current version of the versatile atmospheric chemistry box model CAABA/MECCA-3.0. Its chemical and numerical flexibility, its modularity, and its portability make it an ideal tool for many applications. The code is publicly available for atmospheric chemistry and climate research. Our future plans for model development include to:

- update of the photolysis rate coefficients according to recently measured spectra,
- develop statistical methods to analyse the results from Monte-Carlo simulations automatically, and
- extend the MIM2 reaction scheme for isoprene and monoterpenes further.

Supplementary material related to this article is available online at: <http://www.geosci-model-dev.net/4/373/2011/gmd-4-373-2011-supplement.zip>.

Acknowledgements. We would like to thank M. Long and T. Butler for writing very useful auxiliary scripts for MECCA. F. Köllner helped adding uncertainties of rate coefficients into the model code. The reviews by R. Deckert and an anonymous reviewer helped to improve the manuscript. In addition, we would like to acknowledge valuable discussions with S. Morin and several other model users.

The service charges for this open access publication have been covered by the Max Planck Society.

Edited by: A. Lauer

References

- Atkinson, R., Baulch, D. L., Cox, R. A., Crowley, J. N., Hampson, R. F., Hynes, R. G., Jenkin, M. E., Rossi, M. J., and Troe, J.: Evaluated kinetic and photochemical data for atmospheric chemistry: Volume I – gas phase reactions of O_x, HO_x, NO_x and SO_x species, *Atmos. Chem. Phys.*, 4, 1461–1738, doi:10.5194/acp-4-1461-2004, 2004.
- Atkinson, R., Baulch, D. L., Cox, R. A., Crowley, J. N., Hampson, R. F., Hynes, R. G., Jenkin, M. E., Rossi, M. J., and Troe, J.: Evaluated kinetic and photochemical data for atmospheric chemistry: Volume II – gas phase reactions of organic species, *Atmos. Chem. Phys.*, 6, 3625–4055, doi:10.5194/acp-6-3625-2006, 2006.
- Atkinson, R., Baulch, D. L., Cox, R. A., Crowley, J. N., Hampson, R. F., Hynes, R. G., Jenkin, M. E., Rossi, M. J., and Troe, J.: Evaluated kinetic and photochemical data for atmospheric chemistry: Volume III – gas phase reactions of inorganic halogens, *Atmos. Chem. Phys.*, 7, 981–1191, doi:10.5194/acp-7-981-2007, 2007.
- Baumgaertner, A. J. G., Jöckel, P., Riede, H., Stiller, G., and Funke, B.: Energetic particle precipitation in ECHAM5/MESSy – Part 2: Solar proton events, *Atmos. Chem. Phys.*, 10, 7285–7302, doi:10.5194/acp-10-7285-2010, 2010.
- Butler, T. M., Taraborrelli, D., Brühl, C., Fischer, H., Harder, H., Martinez, M., Williams, J., Lawrence, M. G., and Lelieveld, J.: Improved simulation of isoprene oxidation chemistry with the ECHAM5/MESSy chemistry-climate model: lessons from the GABRIEL airborne field campaign, *Atmos. Chem. Phys.*, 8, 4529–4546, doi:10.5194/acp-8-4529-2008, 2008.
- de Reus, M., Fischer, H., Sander, R., Gros, V., Kormann, R., Salisbury, G., Van Dingenen, R., Williams, J., Z'Ilner, M., and Lelieveld, J.: Observations and model calculations of trace gas scavenging in a dense Saharan dust plume during MINATROC, *Atmos. Chem. Phys.*, 5, 1787–1803, doi:10.5194/acp-5-1787-2005, 2005.
- Gromov, S., Jöckel, P., Sander, R., and Brenninkmeijer, C. A. M.: A kinetic chemistry tagging technique and its application to modelling the stable isotopic composition of atmospheric trace gases, *Geosci. Model Dev.*, 3, 337–364, doi:10.5194/gmd-3-337-2010, 2010.
- Jenkin, M., Saunders, S. M., and Pilling, M. J.: The tropospheric degradation of volatile organic compounds: A protocol for mechanism development, *Atmos. Environ.*, 31, 81–104, 1997.
- Jöckel, P., Sander, R., Kerkweg, A., Tost, H., and Lelieveld, J.: Technical Note: The Modular Earth Submodel System (MESSy) – a new approach towards Earth System Modeling, *Atmos. Chem. Phys.*, 5, 433–444, doi:10.5194/acp-5-433-2005, 2005.
- Jöckel, P., Tost, H., Pozzer, A., Brühl, C., Buchholz, J., Ganzeveld, L., Hoor, P., Kerkweg, A., Lawrence, M. G., Sander, R., Steil, B., Stiller, G., Tanarhte, M., Taraborrelli, D., van Aardenne, J., and Lelieveld, J.: The atmospheric chemistry general circulation model ECHAM5/MESSy1: consistent simulation of ozone from the surface to the mesosphere, *Atmos. Chem. Phys.*, 6, 5067–5104, doi:10.5194/acp-6-5067-2006, 2006.
- Jöckel, P., Kerkweg, A., Pozzer, A., Sander, R., Tost, H., Riede, H., Baumgaertner, A., Gromov, S., and Kern, B.: Development cycle 2 of the Modular Earth Submodel System (MESSy2), *Geosci. Model Dev.*, 3, 717–752, doi:10.5194/gmd-3-717-2010, 2010.
- Keene, W. C., Long, M. S., Pszenny, A. A. P., Sander, R., Maben, J. R., Wall, A. J., O'Halloran, T. L., Kerkweg, A., Fischer, E. V., and Schrems, O.: Latitudinal variation in the multiphase chemical processing of inorganic halogens and related species over the eastern North and South Atlantic Oceans, *Atmos. Chem. Phys.*, 9, 7361–7385, doi:10.5194/acp-9-7361-2009, 2009.
- Kerkweg, A., Buchholz, J., Ganzeveld, L., Pozzer, A., Tost, H., and Jöckel, P.: Technical Note: An implementation of the

- dry removal processes DRY DEPosition and SEDimentation in the Modular Earth Submodel System (MESSy), *Atmos. Chem. Phys.*, 6, 4617–4632, doi:10.5194/acp-6-4617-2006, 2006a.
- Kerkweg, A., Sander, R., Tost, H., and Jöckel, P.: Technical note: Implementation of prescribed (OFFLEM), calculated (ONLEM), and pseudo-emissions (TNUDGE) of chemical species in the Modular Earth Submodel System (MESSy), *Atmos. Chem. Phys.*, 6, 3603–3609, doi:10.5194/acp-6-3603-2006, 2006b.
- Kerkweg, A., Jöckel, P., Pozzer, A., Tost, H., Sander, R., Schulz, M., Stier, P., Vignati, E., Wilson, J., and Lelieveld, J.: Consistent simulation of bromine chemistry from the marine boundary layer to the stratosphere – Part 1: Model description, sea salt aerosols and pH, *Atmos. Chem. Phys.*, 8, 5899–5917, doi:10.5194/acp-8-5899-2008, 2008.
- Kohlmann, J.-P. and Poppe, D.: The tropospheric gas-phase degradation of NH_3 and its impact on the formation of N_2O and NO_x , *J. Atmos. Chem.*, 32, 397–415, 1999.
- Kubistin, D., Harder, H., Martinez, M., Rudolf, M., Sander, R., Bozem, H., Eerdeken, G., Fischer, H., Gurk, C., Klüpfel, T., Königstedt, R., Parchatka, U., Schiller, C. L., Stickler, A., Taraborrelli, D., Williams, J., and Lelieveld, J.: Hydroxyl radicals in the tropical troposphere over the Suriname rainforest: comparison of measurements with the box model MECCA, *Atmos. Chem. Phys.*, 10, 9705–9728, doi:10.5194/acp-10-9705-2010, 2010.
- Landgraf, J. and Crutzen, P. J.: An efficient method for online calculations of photolysis and heating rates, *J. Atmos. Sci.*, 55, 863–878, 1998.
- Lelieveld, J., Butler, T. M., Crowley, J. N., Dillon, T. J., Fischer, H., Ganzeveld, L., Harder, H., Lawrence, M. G., Martinez, M., Taraborrelli, D., and Williams, J.: Atmospheric oxidation capacity sustained by a tropical forest, *Nature*, 452, 737–740, 2008.
- Madronich, S. and Calvert, J. G.: Permutation reactions of organic peroxy radicals in the troposphere, *J. Geophys. Res.*, 95D, 5697–5715, 1990.
- Marsaglia, G. and Bray, T. A.: A convenient method for generating normal variables, *SIAM Rev.*, 6, 260–264, 1964.
- Matsumoto, M. and Nishimura, T.: Mersenne twister: a 623-dimensionally equidistributed uniform pseudo-random number generator, *ACM Trans. Model. Comput. Simul.*, 8, 3–30, 1998.
- Orlando, J. J., Tyndall, G. S., Bilde, M., Ferronato, C., Wallington, T. J., Vereecken, L., and Peeters, J.: Laboratory and theoretical study of the oxy radicals in the OH- and Cl-initiated oxidation of ethene, *J. Phys. Chem. A*, 102, 8116–8123, 1998.
- Peeters, J., Nguyen, T. L., and Vereecken, L.: HO_x radical regeneration in the oxidation of isoprene, *Phys. Chem. Chem. Phys.*, 11, 5935–5939, 2009.
- Pöschl, U., von Kuhlmann, R., Poisson, N., and Crutzen, P. J.: Development and intercomparison of condensed isoprene oxidation mechanisms for global atmospheric modeling, *J. Atmos. Chem.*, 37, 29–52, 2000.
- Riede, H., Jöckel, P., and Sander, R.: Quantifying atmospheric transport, chemistry, and mixing using a new trajectory-box model and a global atmospheric-chemistry GCM, *Geosci. Model Dev.*, 2, 267–280, doi:10.5194/gmd-2-267-2009, 2009.
- Sander, R.: Modeling atmospheric chemistry: Interactions between gas-phase species and liquid cloud-/aerosol particles, *Surv. Geophys.*, 20, 1–31, 1999.
- Sander, R., Kerkweg, A., Jöckel, P., and Lelieveld, J.: Technical note: The new comprehensive atmospheric chemistry module MECCA, *Atmos. Chem. Phys.*, 5, 445–450, doi:10.5194/acp-5-445-2005, 2005.
- Sander, R. et al.: The photolysis module JVAL, compatible with the MESSy standard, *Geosci. Model Dev. Discuss.*, in preparation, 2011.
- Sander, S. P., Friedl, R. R., Golden, D. M., Kurylo, M. J., Moortgat, G. K., Keller-Rudek, H., Wine, P. H., Ravishankara, A. R., Kolb, C. E., Molina, M. J., Finlayson-Pitts, B. J., Huie, R. E., and Orkin, V. L.: Chemical Kinetics and Photochemical Data for Use in Atmospheric Studies, Evaluation Number 15, JPL Publication 06-2, Jet Propulsion Laboratory, Pasadena, CA, 2006.
- Sandu, A. and Sander, R.: Technical note: Simulating chemical systems in Fortran90 and Matlab with the Kinetic PreProcessor KPP-2.1, *Atmos. Chem. Phys.*, 6, 187–195, doi:10.5194/acp-6-187-2006, 2006.
- Saunders, S. M., Jenkin, M. E., Derwent, R. G., and Pilling, M. J.: Protocol for the development of the Master Chemical Mechanism, MCM v3 (Part A): tropospheric degradation of non-aromatic volatile organic compounds, *Atmos. Chem. Phys.*, 3, 161–180, doi:10.5194/acp-3-161-2003, 2003.
- Schwartz, S. E.: Mass-transport considerations pertinent to aqueous phase reactions of gases in liquid-water clouds, in: *Chemistry of Multiphase Atmospheric Systems*, NATO ASI Series, Vol. G6, edited by: Jaeschke, W., Springer Verlag, Berlin, 415–471, 1986.
- Stavrakou, T., Peeters, J., and Müller, J.-F.: Improved global modelling of HO_x recycling in isoprene oxidation: evaluation against the GABRIEL and INTEX-A aircraft campaign measurements, *Atmos. Chem. Phys.*, 10, 9863–9878, doi:10.5194/acp-10-9863-2010, 2010.
- Steffen, A., Douglas, T., Amyot, M., Ariya, P., Aspmo, K., Berg, T., Bottenheim, J., Brooks, S., Cobbett, F., Dastoor, A., Dommergue, A., Ebinghaus, R., Ferrari, C., Gardfeldt, K., Goodsite, M. E., Lean, D., Poulain, A. J., Scherz, C., Skov, H., Sommar, J., and Temme, C.: A synthesis of atmospheric mercury depletion event chemistry in the atmosphere and snow, *Atmos. Chem. Phys.*, 8, 1445–1482, doi:10.5194/acp-8-1445-2008, 2008.
- Stickler, A., Fischer, H., Williams, J., de Reus, M., Sander, R., Lawrence, M. G., Crowley, J. N., and Lelieveld, J.: Influence of summertime deep convection on formaldehyde in the middle and upper troposphere over Europe, *J. Geophys. Res.*, 111D, D14308, doi:10.1029/2005JD007001, 2006.
- Taraborrelli, D., Lawrence, M. G., Butler, T. M., Sander, R., and Lelieveld, J.: Mainz Isoprene Mechanism 2 (MIM2): an isoprene oxidation mechanism for regional and global atmospheric modelling, *Atmos. Chem. Phys.*, 9, 2751–2777, doi:10.5194/acp-9-2751-2009, 2009.
- Xie, Z.-Q., Sander, R., Pöschl, U., and Slemr, F.: Simulation of atmospheric mercury depletion events (AMDEs) during polar springtime using the MECCA box model, *Atmos. Chem. Phys.*, 8, 7165–7180, doi:10.5194/acp-8-7165-2008, 2008.