

# The Capacity of Heterogeneous Wireless Networks

Pan Li

Department of Electrical and Computer Engineering  
Mississippi State University,  
Mississippi State, MS 39762-9571  
Email: li@ece.msstate.edu

Yuguang Fang

University of Florida, Gainesville, FL 32611  
National Key Laboratory of Integrated Services Networks,  
Xidian University, Xi'an, China  
Email:fang@ece.ufl.edu

**Abstract**—Although capacity has been extensively studied in wireless networks, most of the results are for homogeneous wireless networks where all nodes are assumed identical. In this paper, we investigate the capacity of heterogeneous wireless networks with general network settings. Specifically, we consider a dense network with  $n$  normal nodes and  $m = n^b$  ( $0 < b < 1$ ) more powerful helping nodes in a rectangular area with width  $b(n)$  and length  $1/b(n)$ , where  $b(n) = n^w$  and  $-\frac{1}{2} < w \leq 0$ . We assume there are  $n$  flows in the network. All the  $n$  normal nodes are sources while only randomly chosen  $n^d$  ( $0 < d < 1$ ) normal nodes are destinations. We further assume the  $n$  normal nodes are uniformly and independently distributed, while the  $m$  helping nodes are either regularly placed or uniformly and independently distributed, resulting in two different kinds of networks called *Regular Heterogeneous Wireless Networks* and *Random Heterogeneous Wireless Networks*, respectively. In this paper, we attempt to find out what a heterogeneous wireless network with general network settings can do by deriving a lower bound on the capacity. We also explore the conditions under which heterogeneous wireless networks can provide throughput higher than traditional homogeneous wireless networks.

## I. INTRODUCTION

Capacity is one of the most important issues in wireless networks. Gupta and Kumar [11] show that the per-node throughput capacity is  $\Theta(1/\sqrt{n \log n})^1$  bits per second in random ad hoc networks, and the per-node transport capacity is  $\Theta(1/\sqrt{n})$  bit-meters per second in arbitrary ad hoc networks. Following this work, extensive research on capacity has been conducted in both static ad hoc networks such as [4], [6]–[8], [29], and in mobile ad hoc networks such as [3], [9], [10], [16], [20], [26], [28].

However, all the works above are for homogeneous wireless networks where all nodes are assumed identical. While in practice, there are many applications in which wireless networks are heterogeneous. For example, in a city-wide wireless network, those wireless devices mounted on top of the buildings are usually much more powerful than normal network users. To give another example, in a wireless network deployed in battlefields, many military vehicles like tanks and

planes are much more powerful than normal soldiers, and the communications between them may even be carried out on a higher frequency and have much larger bandwidth.

Some researchers propose to connect the more powerful nodes with a wired network, resulting in the so-called “*hybrid wireless networks*” [1], [13], [15], [19], [21], [35], [36]. However, this approach has some shortcomings. First, it is cost-expensive since the powerful nodes they use are in fact base stations and an optical network connecting the base stations has to be established first. Second, it is also time-consuming because it is not so easy and may take a lot of time to set up such an optical network. Third, current results show that we can achieve throughput higher than that in traditional static homogeneous ad hoc networks by an exponential order only when the number of base stations is  $\Omega(\sqrt{n})$  [21], which makes this approach more expensive. Moreover, in some cases the base stations and wired networks are even unavailable. For example, in the rescue affairs after natural disasters like earthquakes, the existing infrastructures may have been damaged and we need to set up a network without them immediately.

Thus, here we consider *heterogeneous wireless networks*, in which all the transmissions are carried out via wireless medium, and there are normal nodes and some more powerful helping nodes. In heterogeneous wireless networks, MAC protocol design is studied by [17], [18], [27], [37], routing protocol design is studied by [2], [23]–[25], [33], [34], and topology control is studied by [14], respectively. However, the capacity problem has not been well studied before.

In this paper, we investigate the throughput capacity of heterogeneous wireless networks. We want to find out that instead of placing base stations interconnected by a wired network, how we can improve the capacity of homogeneous ad hoc networks by deploying some more powerful wireless helping nodes. Notice that most of the previous research on capacity assumes the network area is a square, and the traffic is symmetric implying that the number of source nodes is the same as the number of destination nodes. However, those are only special cases. In practice, the shape of a network area is determined by the distribution of network users, which is further dependent on many factors such as geographical characteristics. For example, about 75% of the population of Utah lies in a corridor which stretches approximately from Brigham City at the north end to Nephi at the south end

This work was partially supported by the U.S. National Science Foundation under grants CNS-0916391, CNS-0716450 and CNS-0721744, and China 111 Project under grant B08038.

Y. Fang is also a Changjiang Scholar Chair Professor with National Key Laboratory of Integrated Services Networks, Xidian University, China.

<sup>1</sup>In this paper, we use the following notations [12]:  $f(n) = O(g(n))$  means  $f(n)$  is asymptotically upper bounded by  $g(n)$ ;  $f(n) = \Omega(g(n))$  means  $f(n)$  is asymptotically lower bounded by  $g(n)$ ;  $f(n) = \Theta(g(n))$  means  $f(n)$  is asymptotically tight bounded by  $g(n)$ .

along the Wasatch Mountains [32]. So, instead of a square, we may consider the network area in rectangle. Besides, in many applications such as peer-to-peer (P2P) networking, the number of source nodes is usually different from that of destination nodes. Thus, instead of symmetric traffic, we consider asymmetric traffic. In the literature, Liu et al. [22] study the capacity of 2-dimensional strip hybrid wireless networks with symmetric traffic, and Toumpis [31] studies the throughput capacity of 2-dimensional square ad hoc networks with asymmetric traffic. Li et al. [15] investigate the impacts of both network area shape and traffic pattern on the throughput capacity of hybrid wireless networks. But, when it comes to heterogeneous wireless networks, the situation becomes more complicated and it is really worthwhile to seriously analyze the capacity of the networks again. Besides, [15] considers an extended network, while we consider a dense network here as we will introduce soon.

Specifically, in this paper, we consider a dense network with  $n$  normal nodes and  $m = n^b$  ( $0 < b < 1$ ) more powerful helping nodes in a rectangular area with width  $b(n)$  and length  $1/b(n)$ , where  $b(n) = n^w$  and  $-\frac{1}{2} < w \leq 0$ . We consider there are  $n$  flows in the network. All the  $n$  normal nodes are sources while only  $n^d$  ( $0 < d < 1$ ) randomly chosen normal nodes are destinations. Helping nodes do not serve as data sources or data destinations. Instead, they only help relay packets for the normal nodes. Moreover, notice that in real wireless networks, the normal nodes are usually WiFi users which have low data rates while the helping nodes may use more advanced technologies such as MIMO (Multi-Input and Multi-Output) and UWB (Ultra-WideBand), which can provide much higher data rates. Without loss of generality, we assume the normal users share a bandwidth of 1 and the helping nodes have much higher bandwidth for the transmissions between themselves. We further assume the  $n$  normal nodes are uniformly and independently distributed, while the  $m$  helping nodes are either regularly placed or uniformly and independently distributed, resulting in two different kinds of networks called *Regular Heterogeneous Wireless Networks* and *Random Heterogeneous Wireless Networks*, respectively. We attempt to find out what a heterogeneous wireless network with general network settings can do by deriving a lower bound on the capacity. We also explore the conditions under which heterogeneous wireless networks can provide throughput higher than traditional pure static ad hoc wireless networks by an exponential order.

The rest of this paper is organized as follows. Section II gives the heterogeneous wireless network model, including topology model, traffic model, and achievable transmission rate model. In Section III and Section IV, we derive a lower bound on throughput capacity of heterogeneous wireless networks, when helping nodes are regularly and randomly distributed, respectively. We finally conclude this paper in Section V.

## II. HETEROGENEOUS WIRELESS NETWORK MODEL

In this section, we introduce the topology model, traffic model, and achievable transmission rate model for heteroge-

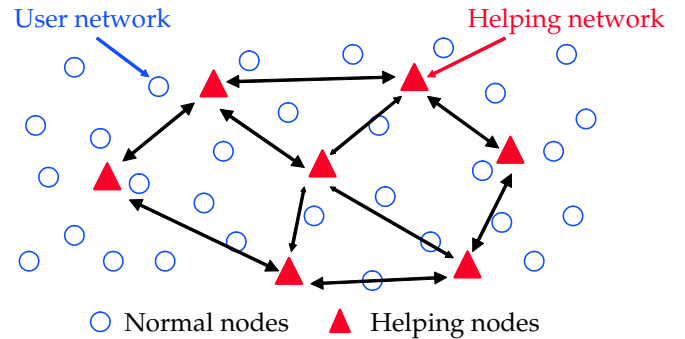


Fig. 1. Our proposed two-tier network model.

neous wireless networks.

### A. Network Topology

We consider a dense network with  $n$  normal nodes and  $m = n^b$  ( $0 < b < 1$ ) more powerful helping nodes in a rectangular area with width  $b(n)$  and length  $1/b(n)$ , where  $b(n) = n^w$  and  $-\frac{1}{2} < w \leq 0$ . We assume the  $n$  normal nodes are uniformly and independently distributed, while the  $m$  helping nodes are either regularly placed or uniformly and independently distributed. The resulting two kinds of networks are called *Regular Heterogeneous Wireless Networks* and *Random Heterogeneous Wireless Networks*, respectively, which will be discussed in Section III and Section IV shortly.

As shown in Fig. 1, our network model has a two-tier hierarchy. Notice that all transmissions in the network are carried out via wireless medium, which is different from hybrid wireless networks.

### B. Traffic Pattern

Instead of symmetric traffic mostly assumed in the literature, we assume the network has asymmetric traffic. Specifically, we consider there are  $n$  flows in the network. All the  $n$  normal nodes are sources while only randomly chosen  $n^d$  ( $0 < d < 1$ ) normal nodes are destinations. Helping nodes do not serve as data sources or data destinations. Instead, they only help relay packets for the normal nodes.

### C. Achievable Transmission Rate

Let  $d_{ij}$  denote the distance between a node  $i$  and another node  $j$ . The reception power at node  $j$  of the signal from node  $i$ , denoted by  $P_{ij}$ , follows the power propagation model described in [30], i.e.,

$$P_{ij} = C \frac{P_i}{d_{ij}^\gamma}, \quad (1)$$

where  $P_i$  is the transmission power of node  $i$ ,  $\gamma$  is the path loss exponent, and  $C$  is a constant related to the antenna profiles of the transmitter and the receiver, wavelength, and so on. As a common assumption, we assume  $\gamma > 2$  in outdoor environments [30].

We consider the Shannon Capacity as the achievable transmission rate between two nodes. Specifically, a transmission

from node  $i$  to node  $j$  can achieve transmission rate,  $R_{ij}$ , which is calculated as follows:

$$R_{ij} = W \log(1 + \text{SINR}_{ij}), \quad (2)$$

where  $W$  is the channel bandwidth, and  $\text{SINR}_{ij} = \frac{C \frac{P_i}{d_{ij}^\alpha}}{N + \sum_{k \neq i} C \frac{P_k}{d_{kj}^\alpha}}$  is the SINR (Signal-to-Interference plus Noise Ratio) of the signal from node  $i$  to node  $j$ . In this paper, we assume the  $n$  normal nodes employ the same transmission power  $P(n)$  for all their transmissions, and the  $m$  helping nodes use the same transmission power  $P'(m)$  for the transmissions among themselves.

### III. THROUGHPUT CAPACITY OF REGULAR HETEROGENEOUS WIRELESS NETWORKS

In this section, we derive a lower bound on the throughput capacity of heterogeneous wireless networks by presenting an achievable per-node throughput. We assume the helping nodes are regularly placed. As shown in Fig. 2, transmissions in the network can be carried out either in *user mode* or in *help mode*. In user mode, packets are forwarded from a source node to a destination node with the help of only normal nodes, i.e., without the help of helping nodes. While in help mode, packets are firstly transmitted from a source node to the helping network, and then forwarded to the intended destination user. Besides, we assume all the normal nodes have a total bandwidth of 1, which is split into three frequency bands, i.e.,  $W_1$  for ad hoc transmissions in user mode,  $W_2$  for uplink transmissions in help mode, and  $W_3$  for downlink transmissions in help mode, respectively. Thus,

$$W_1 + W_2 + W_3 = 1.$$

We also assume the ad hoc transmissions in help mode have a bandwidth  $W_4$ , which may have much higher order than 1 since it is the bandwidth of backbone helping network.

Let  $T_u$  and  $T_h$  denote an achievable per-node throughput by all nodes when all the transmissions are carried out in user mode and in help mode, respectively. Then, a per-node throughput achievable by all nodes in heterogeneous wireless networks, denoted by  $T$ , can be calculated as follows:

$$T = \max\{T_u, T_h\}. \quad (3)$$

In the following, we will derive the throughput in user mode and in help mode, respectively. The basic idea is that given any source-destination pair, if we could find a path between them and the scheduling for all nodes on the path to transmit, then the resulting throughput will be an achievable throughput in this network. Thus, in order to find an achievable throughput in the network, we need to give the medium access control (MAC) and routing strategies first.

#### A. Achievable Throughput in User Mode

We first introduce the MAC strategy. We divide the network into *squares* with length  $l = \sqrt{c_1 \log n/n}$  where  $c_1 (c_1 > 1)$  is a constant. Then, we have the following lemma.

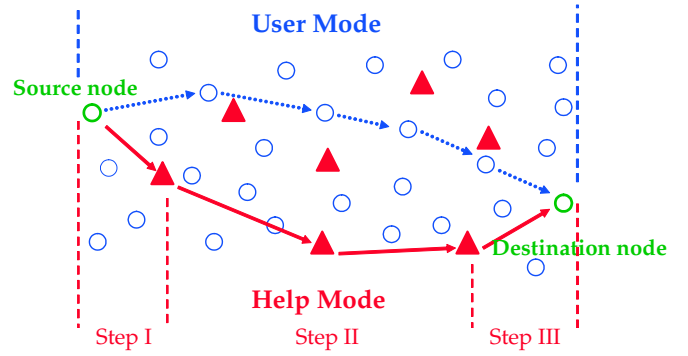


Fig. 2. Transmissions in two modes in the network.

**Lemma 1:** Every square contains at least one normal node with high probability (w.h.p.).

*Proof:* For square  $i$ , the probability that there is at least one normal node in it, denoted by  $\mathbb{P}_i$ , as  $n \rightarrow \infty$ , is

$$\mathbb{P}_i = 1 - (1 - l^2)^n = 1 - e^{n \log(1-l^2)} = 1 - \frac{O(1)}{n^{c_1}}.$$

So,  $\mathbb{P}_i \rightarrow 1$  as  $n \rightarrow \infty$ . Moreover, let  $n_s$  be the number of squares in the network. We have

$$n_s = \frac{1}{l^2} = \frac{n}{c_1 \log n}.$$

Then, the probability that every square has at least one normal node in it, denoted by  $\mathbb{P}_A$ , is

$$\mathbb{P}_A = \mathbb{P}_i^{n_s} = \left(1 - \frac{O(1)}{n^{c_1}}\right)^{n_s} = e^{-\frac{O(1)}{(c_1 n^{c_1-1}) \cdot \log n}}.$$

Since  $c_1 > 1$ , we obtain that  $\mathbb{P}_A \rightarrow 1$  as  $n \rightarrow \infty$ , i.e., no square is empty w.h.p. ■

Besides, in the network, we allow a transmission between two normal nodes only when they are located in two neighboring squares. Notice that each square can have at most four neighboring squares. Thus, we arrive at the following lemma.

**Lemma 2:** Each square in the network can transmit at a transmission rate  $c_2 W_1$  where  $c_2$  is a deterministic positive constant.

*Proof:* We further divide the network into groups each of which contains nine squares. As shown in Fig. 3, the nine squares in each group are numbered from 1 to 9 in the same way. We also divide time into sequences of successive slots, denoted by  $t$  ( $t = 0, 1, 2, 3, \dots$ ). During a slot  $t$ , all squares that are numbered  $(t \bmod 9) + 1$  are allowed to transmit packets simultaneously.

Consider a slot when square  $s_i$  is allowed to transmit. Then, those squares that may interfere with  $s_i$  are located along the perimeters of concentric squares centered at  $s_i$ . Since we only allow transmissions between two neighboring squares, at  $j$ th tier, there are at most  $8j$  interfering squares that are at least  $(3j - 2)l$  away from the receiver of  $s_i$ . Besides, recall that the network is a rectangle with width  $b(n)$  and length  $1/b(n)$  where  $b(n) = n^w$  and  $-1/2 < w \leq 0$ . Denote the maximum value of  $j$  by  $J$ . Obviously, we have  $j \leq J < +\infty$ .

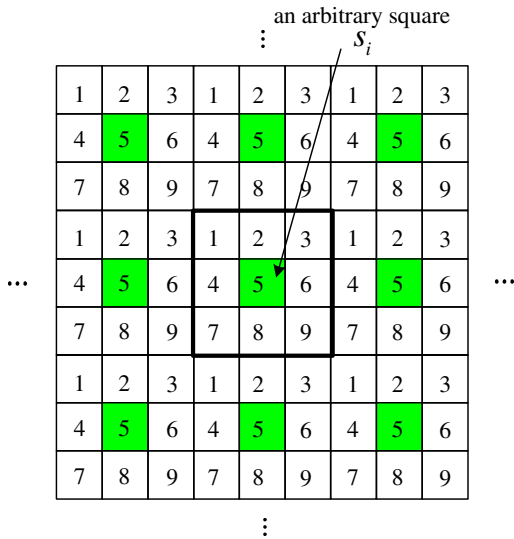


Fig. 3. An example for dividing the network into groups of 9 squares.

Thus, with the power propagation model in (1), the cumulative interference at square  $s_i$ , denoted by  $I_i$ , can be calculated as

$$\begin{aligned}
 I_i &\leq \sum_{j=1}^J 8j \times \frac{CP(n)}{[(3j-2)l]^\gamma} \\
 &\leq \frac{8CP(n)}{l^\gamma} \left[ 1 + \sum_{j=2}^J (3j-2)^{(1-\gamma)} \right] \\
 &< \frac{8CP(n)}{l^\gamma} \left[ 1 + \int_{j=0}^{+\infty} (3j+1)^{(1-\gamma)} dj \right] \\
 &< \frac{8CP(n)}{l^\gamma} \left[ 1 + \frac{1}{3(\gamma-2)} \right] \\
 &= \frac{8CP(n)}{l^\gamma} \cdot \frac{3\gamma-5}{3\gamma-6}. \tag{4}
 \end{aligned}$$

We also need a lower bound on the reception power level at the receiver of  $s_i$ , denoted by  $R_i$ . Since the maximum distance for a transmitter to a receiver is  $\sqrt{5}l$ , we can have

$$R_i \geq \frac{CP(n)}{(\sqrt{5}l)^\gamma}. \tag{5}$$

As a result, the SINR at the receiver of  $s_i$ , denoted by  $SINR_i$ , is:

$$\begin{aligned}
 SINR_i &= \frac{R_i}{N_0 + I_i} \\
 &\geq \frac{\frac{CP(n)}{(\sqrt{5}l)^\gamma}}{N_0 + \frac{8CP(n)}{l^\gamma} \cdot \frac{3\gamma-5}{3\gamma-6}},
 \end{aligned}$$

where  $N_0$  is the ambient noise power at the receiver. By choosing the transmission power  $P(n) = c_3 l^\gamma$  where  $c_3$  ( $0 < c_3 < +\infty$ ) is a constant, we can obtain a lower bound on  $SINR_i$ , i.e.,

$$SINR_i \geq \frac{c_3 C}{5^{\frac{\gamma}{2}} \left( N_0 + 8c_3 C \frac{3\gamma-5}{3\gamma-6} \right)},$$

which is a constant irrespective to the number of nodes  $n$ . Thus, referring to (2), we find that in every nine time slots, each square has a chance to transmit at a constant transmission rate. As a result, each square in the network can transmit at a constant transmission rate  $c_2 W_1$ , where  $0 < c_2 < +\infty$ . ■

Recall that transmissions in user mode are carried out with only the help of normal nodes. We employ the following routing strategy to relay the packets. Specifically, as shown in Fig. 4(a), assume a source node is located in square  $s_j$  and its destination node is located in square  $s_k$ . Packets from this source node are firstly relayed along those squares that have the same x-coordinate as square  $s_j$  until they arrive at a square that has the same y-coordinate as square  $s_k$ . Then, these packets are relayed along the squares that have the same y-coordinate as square  $s_k$  until they arrive at the destination node.

Consider an arbitrary square  $s_i$  in the network as shown in Fig. 4(b). Let  $N_x$  and  $N_y$  denote the number of source nodes which are located in squares with the same x-coordinate as  $s_i$ , and the number of destination nodes which are located in squares with the same y-coordinate as  $s_i$ , respectively. Thus, we have

$$\mathbb{E}[N_x] = n \cdot \frac{l}{1/b(n)} = n^{w+\frac{1}{2}} (c_1 \log n)^{\frac{1}{2}}, \tag{6}$$

$$\mathbb{E}[N_y] = n^d \cdot \frac{l}{b(n)} = n^{d-w-\frac{1}{2}} (c_1 \log n)^{\frac{1}{2}}. \tag{7}$$

Then, we can obtain the following lemma.

**Lemma 3:** For every square, w.h.p.,

- 1) there are at most  $2n^{w+\frac{1}{2}} (c_1 \log n)^{\frac{1}{2}}$  source nodes which are located in squares with the same x-coordinate.
- 2) the number of destination nodes which are located in squares with the same y-coordinate is at most  $2n^{d-w-\frac{1}{2}} (c_1 \log n)^{\frac{1}{2}}$  when  $0 < w + \frac{1}{2} < d < 1$ , and at most  $c_4$  when  $0 < d < w + \frac{1}{2} \leq \frac{1}{2}$ , where  $c_4$  is a constant and  $c_4 > \frac{2}{w-d+\frac{1}{2}}$ .

*Proof:* Recall the Chernoff bounds [5]:

- For any  $\delta > 0$ ,

$$\mathbb{P}(X_i > (1 + \delta)\mathbb{E}[X_i]) < e^{-\mathbb{E}[X_i]f(\delta)} \tag{8}$$

where  $f(\delta) = (1 + \delta) \log(1 + \delta) - \delta$ .

- For any  $0 < \delta < 1$ ,

$$\mathbb{P}(X_i < (1 - \delta)\mathbb{E}[X_i]) < e^{-\frac{1}{2}\delta^2 \mathbb{E}[X_i]}. \tag{9}$$

- 1) According to the Chernoff bound in (8), we obtain that

$$\mathbb{P}\left(N_x > 2n^{w+\frac{1}{2}} (c_1 \log n)^{\frac{1}{2}}\right) < e^{-f(1)n^{w+\frac{1}{2}} (c_1 \log n)^{\frac{1}{2}}},$$

where  $f(1) = 2 \log 2 - 1 > 0$ . Since  $-\frac{1}{2} < w \leq 0$ , as  $n \rightarrow \infty$ , we have  $\mathbb{P}\left(N_x > 2n^{w+\frac{1}{2}} (c_1 \log n)^{\frac{1}{2}}\right) \rightarrow 0$ .

Let  $\mathbb{P}\left(N_x \leq 2n^{w+\frac{1}{2}} (c_1 \log n)^{\frac{1}{2}} \forall i\right)$  denote the probability that for each square the number of source nodes

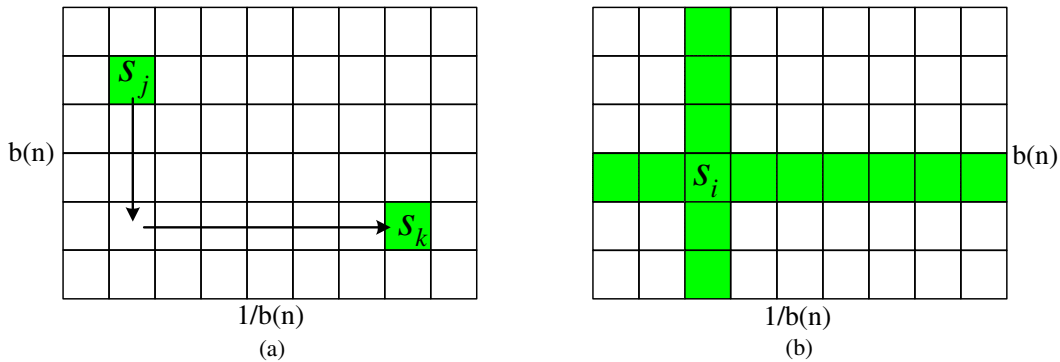


Fig. 4. The routing protocol used for ad hoc mode transmissions.

located in squares with the same  $x$ -coordinate is at most  $2n^{w+\frac{1}{2}}(c_1 \log n)^{\frac{1}{2}}$ . We can obtain that

$$\begin{aligned} & \mathbb{P}\left(N_x \leq 2n^{w+\frac{1}{2}}(c_1 \log n)^{\frac{1}{2}} \forall i\right) \\ & \geq 1 - \frac{n}{c_1 \log n} \mathbb{P}\left(N_x > 2n^{w+\frac{1}{2}}(c_1 \log n)^{\frac{1}{2}}\right) \\ & > 1 - \frac{n}{c_1 \log n} e^{-f(1)n^{w+\frac{1}{2}}(c_1 \log n)^{\frac{1}{2}}}, \end{aligned}$$

which approaches to 1 as  $n \rightarrow \infty$ .

2) *Firstly*, when  $0 < w + \frac{1}{2} < d < 1$ , we have

$$\mathbb{P}\left(N_y > 2n^{d-w-\frac{1}{2}}(c_1 \log n)^{\frac{1}{2}}\right) < e^{-f(1)n^{d-w-\frac{1}{2}}(c_1 \log n)^{\frac{1}{2}}},$$

which approaches to 0 as  $n \rightarrow \infty$ . Similar to that in 1), we can easily show that  $\mathbb{P}\left(N_y \leq 2n^{d-w-\frac{1}{2}}(c_1 \log n)^{\frac{1}{2}} \forall i\right) \rightarrow 1$  as  $n \rightarrow \infty$ .

*Secondly*, when  $0 < d < w + \frac{1}{2} \leq \frac{1}{2}$ , according to the Chernoff bound in (8), we can obtain that

$$\begin{aligned} \mathbb{P}(N_y > (1 + \delta)\mathbb{E}[N_y]) & < e^{-\mathbb{E}[N_y][(1+\delta) \log(1+\delta) - \delta]} \\ & = \frac{e^{\delta \mathbb{E}[N_y]}}{(1 + \delta)^{(1+\delta)\mathbb{E}[N_y]}}. \end{aligned}$$

Choose  $1 + \delta = \frac{c_4}{\mathbb{E}[N_y]} = c_4 n^{w-d+\frac{1}{2}}(c_1 \log n)^{-\frac{1}{2}}$  where  $c_4$  is a constant that will be determined later. Then, we have

$$\begin{aligned} \mathbb{P}(N_y > c_4) & < \frac{e^{[c_4 n^{w-d+\frac{1}{2}}(c_1 \log n)^{-\frac{1}{2}} - 1]n^{d-w-\frac{1}{2}}(c_1 \log n)^{\frac{1}{2}}}}{\left[c_4 n^{w-d+\frac{1}{2}}(c_1 \log n)^{-\frac{1}{2}}\right]^{c_4}} \\ & = \frac{e^{c_4 - n^{d-w-\frac{1}{2}}(c_1 \log n)^{\frac{1}{2}}}}{c_4^{c_4} \left[n^{w-d+\frac{1}{2}}(c_1 \log n)^{-\frac{1}{2}}\right]^{c_4}} \\ & < \frac{e^{c_4}}{c_4^{c_4}} \cdot \left[n^{d-w-\frac{1}{2}}(c_1 \log n)^{\frac{1}{2}}\right]^{c_4}, \end{aligned}$$

which approaches to 0 as  $n \rightarrow \infty$ . Besides, we can also obtain that

$$\begin{aligned} \mathbb{P}(N_y \leq c_4 \forall i) & \geq 1 - \frac{n}{c_1 \log n} \mathbb{P}(N_x > c_4) \\ & > 1 - \frac{e^{c_4}}{c_4^{c_4}} n^{(d-w-\frac{1}{2})c_4+1} (c_1 \log n)^{\frac{1}{2}c_4-1}. \end{aligned}$$

When we choose  $c_4 > \frac{2}{w-d+\frac{1}{2}}$ , we can get  $(d-w+\frac{1}{2})c_4+1 < -1$ , and hence  $\mathbb{P}(N_y \leq c_4 \forall i) \rightarrow 1$  as  $n \rightarrow \infty$ . ■

Besides, in the network we have  $n$  source nodes while only  $n^d$  destination nodes. We can also have a lemma as follows.

**Lemma 4:** For each destination node, w.h.p., there are at most  $2n^{1-d}$  source nodes destined to it.

*Proof:* Consider destination node  $i$ . Let  $N_i$  be a random variable denoted as the number of source nodes that have  $i$  as their destination node, and  $\mathbb{E}[N_i]$  the expectation of  $N_i$ . Then, we have  $\mathbb{E}[N_i] = n \cdot \frac{1}{n^d} = n^{1-d}$ .

According to the Chernoff bound in (8), we can obtain that

$$\mathbb{P}(N_i > 2n^{1-d}) < e^{-f(1)n^{1-d}},$$

where  $f(1) > 0$  and  $1-d > 0$ . So,  $\mathbb{P}(N_i > 2n^{1-d}) \rightarrow 0$  as  $n \rightarrow \infty$ . Besides, we also have

$$\begin{aligned} \mathbb{P}(N_i \leq 2n^{1-d} \forall i) & \geq 1 - n^d \mathbb{P}(N_i > 2n^{1-d}) \\ & > 1 - n^d e^{-f(1)n^{1-d}}, \end{aligned}$$

which approaches to 1 as  $n \rightarrow \infty$ . ■

Denote the number of flows that cross square  $s_i$  as  $F_i$ . Since each source node only generates one flow, and there are at most  $2n^{1-d}$  flows for each destination node as shown in Lemma 4, we can obtain that for all  $i$ ,

$$\begin{aligned} F_i & \leq N_x + 2n^{1-d}N_y \\ & \leq \begin{cases} 2n^{w+\frac{1}{2}}(c_1 \log n)^{\frac{1}{2}} + 4n^{\frac{1}{2}-w}(c_1 \log n)^{\frac{1}{2}}, & \text{when } 0 < w + \frac{1}{2} < d < 1, \\ 2n^{w+\frac{1}{2}}(c_1 \log n)^{\frac{1}{2}} + 2c_4 n^{1-d}, & \text{when } 0 < d < w + \frac{1}{2} \leq \frac{1}{2}, \end{cases} \end{aligned}$$

i.e.,

$$F_i = O\left(\max\left\{n^{w+\frac{1}{2}}(\log n)^{\frac{1}{2}}, n^{\frac{1}{2}-w}(\log n)^{\frac{1}{2}}, n^{1-d}\right\}\right). \quad (10)$$

Recall that we have proved in Lemma 2 that a constant transmission rate  $c_2 W_1$  can be achieved for each transmission. Thus, from (10), we can obtain

$$T_a = \Omega\left(\min\left\{\frac{n^{-w-\frac{1}{2}}}{\sqrt{\log n}}W_1, \frac{n^{w-\frac{1}{2}}}{\sqrt{\log n}}W_1, n^{d-1}W_1\right\}\right).$$

Since  $-\frac{1}{2} < w \leq 0$ , we get  $-w - \frac{1}{2} \geq -\frac{1}{2}$  and  $w - \frac{1}{2} \leq -\frac{1}{2}$ . So, we obtain that

$$T_a = \Omega \left( \min \left\{ \frac{n^{w-\frac{1}{2}}}{\sqrt{\log n}}, n^{d-1} \right\} \right). \quad (11)$$

### B. Achievable Throughput in Help Mode

Transmissions in help mode are carried out in three steps: from a source node to the nearest helping node to it, from this helping node to the helping node nearest to the destination node, and finally from that helping node to the destination node. We analyze the throughput capacity in these three steps, respectively, in the following, and the minimum of these three is an achievable throughput in help mode.

Step I: from source nodes to the helping network.

Recall that in regular heterogeneous wireless networks the helping nodes are regularly placed. So a network can be divided into squares of equal area  $1/m$ , which we call *cells*. We assume source nodes have low transmission power and they need to transmit packets to the helping node in the same cell via multiple hops. Then, we can have the following lemma. The proof is omitted due to space limit.

**Lemma 5:** In each cell, there are at most  $2n/m$  normal nodes w.h.p., where  $m = n^b$ , the number of helping nodes.

In Lemma 1, we have shown that in each square, there exists at least one normal node that can help relay traffic. Recall that a bandwidth of  $W_2$  is used for the transmissions in Step I. So similar to Lemma 2, we can also show that each square can transmit at a constant transmission rate  $c_6 W_2$  where  $0 < c_6 < +\infty$  is a deterministic constant. Besides, by Lemma 5, in each cell, there are at most  $\frac{2n}{m} - 1$  normal nodes that one square has to relay traffic for. Assume each packet has a constant packet size. So, in  $O(9 \times \frac{2n}{m})$  time slots, every normal node is able to transmit a packet towards the helping node closest to it.

Denote the throughput capacity in Step I by  $T_{h1}$ . We can obtain that

$$T_{h1} = \Omega \left( \frac{m}{n} W_2 \right) = \Omega(n^{b-1}). \quad (12)$$

Step II: helping network relay.

Notice that each cell is a *big square* with length  $l' = \sqrt{1/m}$ , and there is exactly one helping node in each cell. Thus, similar to Lemma 2, we can also have the following lemma.

**Lemma 6:** Each cell in the network can transmit at a transmission rate  $c_7 W_4$ , where  $c_7$  is a deterministic positive constant.

Besides, as shown in Fig. 5, notice that the  $m$  big squares with length  $l' = \sqrt{1/m}$  cannot cover the whole network when  $b(n) = O(l')$ , i.e.,  $w + b/2 < 0$ . In this case, we choose  $l' = n^{-w-b}$  to ensure full network coverage. As a result, we have the following lemma.

**Lemma 7:** For every cell, w.h.p.,

- 1) the number of source nodes which are located in the cells with the same  $x$ -coordinate, denoted by  $C_x$ , is at most  $2n^{w-\frac{b}{2}+1}$  when  $w + \frac{b}{2} > 0$ , and at most  $2n^{1-b}$  when  $w + \frac{b}{2} < 0$ .

- 2) the number of destination nodes which are located in the cells with the same  $y$ -coordinate, denoted by  $C_y$ , is at most  $2n^{d-w-\frac{b}{2}}$  when  $d > w + \frac{b}{2} > 0$ , at most  $c_8$  when  $w + \frac{b}{2} > d > 0$ , where  $c_8$  is a constant and  $c_8 > \frac{4}{b+2w-2d}$ , and at most  $n^d$  when  $w + \frac{b}{2} < 0$ .

*Proof:* When  $w + \frac{b}{2} > 0$ , the proof is similar to that in Lemma 3. When  $w + \frac{b}{2} < 0$ , there is only one cell for each  $x$ -coordinate, and hence the number of source nodes is the same as shown in Lemma 5. Besides, all the cells have the same  $y$ -coordinate. So the number of destination nodes located in the cells with the same  $y$ -coordinate is at most the total number of destination nodes in the network, i.e.,  $n^d$ . ■

Denote the number of flows that cross an arbitrary cell  $C_i$  as  $B_i$  where  $i \in [1, n]$ . Remember that each source node only generates one flow, and there are at most  $2n^{1-d}$  flows for each destination node as shown in Lemma 4, we can obtain that for all  $i$ ,

$$B_i \leq C_x + 2n^{1-d} C_y \leq \begin{cases} 2n^{w-\frac{b}{2}+1} + 4n^{-w-\frac{b}{2}+1}, & \text{when } 0 < w + \frac{1}{2} < d < 1, \\ 2n^{w-\frac{b}{2}+1} + 2c_3 n^{1-d}, & \text{when } 0 < d < w + \frac{1}{2} < 1, \\ 2n^{1-b} + n, & \text{when } w + \frac{b}{2} < 0. \end{cases}$$

Denote the throughput capacity in Step II by  $T_{h2}$ . Thus, from Lemma 6, we can obtain that

$$T_{h2} = \Omega \left( \min \left\{ n^{-w+\frac{b}{2}-1} W_4, n^{I(w+\frac{b}{2})-1} W_4, n^{d-1} W_4 \right\} \right) = \Omega \left( \min \left\{ n^{I(w+\frac{b}{2})-1} W_4, n^{d-1} W_4 \right\} \right), \quad (13)$$

where  $I(\cdot)$  is a function, and  $I(x) = x$  if  $x > 0$ , and  $I(x) = 0$  if  $x < 0$ .

Step III: from the helping network to destination nodes.

We first give two lemmas that will be used later.

**Lemma 8:** In each cell, w.h.p., there are at most  $2n^{d-b}$  destination nodes when  $0 < b < d < 1$ , and at most  $c_9$ , where  $c_9 > \frac{1+b}{b-d}$ , destination nodes when  $0 < d < b < 1$ .

*Proof:* Consider cell  $i$ . Let  $Y_i$  be a random variable denoted as the number of destination nodes in cell  $i$ , and  $\mathbb{E}[Y_i]$  the expectation of  $Y_i$ . Then, we have  $\mathbb{E}[Y_i] = \frac{n^d}{m} = n^{d-b}$ .

- 1)  $0 < b < d < 1$ .

According to the Chernoff bound, we can obtain that

$$\mathbb{P}(Y_i > 2n^{d-b}) < e^{-c_{10} n^{d-b}},$$

where  $c_{10} = f(1) = 2 \log 2 - 1 > 0$ . Thus, as  $n \rightarrow \infty$ , we have  $\mathbb{P}(Y_i > 2n^{d-b}) \rightarrow 0$ . Besides, the probability that the number of destination nodes is at most  $2n^{d-b}$  in all cells, denoted by  $\mathbb{P}(Y_i \leq 2n^{d-b} \forall i)$ , can be calculated as:

$$\begin{aligned} \mathbb{P}(Y_i \leq 2n^{d-b} \forall i) &\geq 1 - m \mathbb{P}(Y_i > 2n^{d-b}) \\ &> 1 - n^b e^{-c_{10} n^{d-b}}, \end{aligned}$$

which approaches to 1 as  $n \rightarrow \infty$ .

- 2)  $0 < d < b < 1$ .

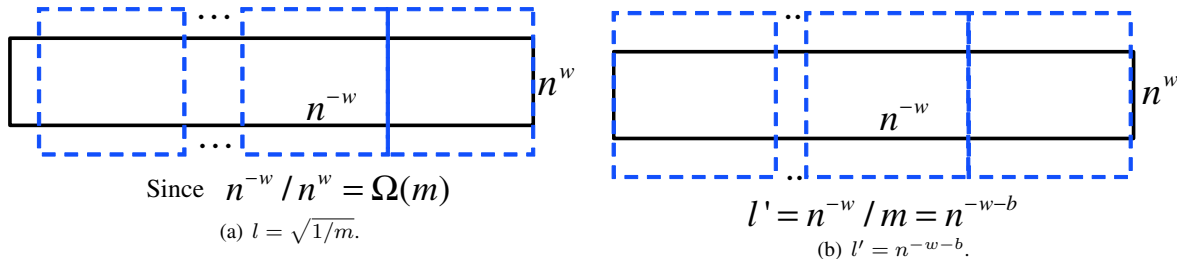


Fig. 5. A special case for covering the network with  $m$  squares.

Again, according to the Chernoff bound introduced before, we can obtain that

$$\begin{aligned} \mathbb{P}(Y_i > (1 + \delta)\mathbb{E}[Y_i]) &< \frac{e^{-\mathbb{E}[Y_i][(1+\delta)\log(1+\delta)-\delta]}}{e^{\delta\mathbb{E}[Y_i]}} \\ &= \frac{1}{(1 + \delta)^{(1+\delta)\mathbb{E}[Y_i]}}. \end{aligned}$$

Let  $1 + \delta = \frac{c_9}{\mathbb{E}[Y_i]} = c_9 n^{b-d}$  where  $c_9$  is a constant that will be determined later. Then, we have

$$\begin{aligned} \mathbb{P}(Y_i > c_9) &< \frac{e^{(c_9 n^{b-d} - 1)n^{d-b}}}{(c_9 n^{b-d})^{c_9}} \\ &= \frac{e^{c_9 - n^{d-b}}}{c_9^{c_9} n^{c_9(b-d)}} \\ &< \frac{e^{c_9}}{c_9^{c_9}} \cdot n^{c_9(d-b)} \rightarrow 0 \text{ as } n \rightarrow \infty. \end{aligned}$$

Besides, we can also obtain that

$$\begin{aligned} \mathbb{P}(Y_i \leq c_9 \forall i) &\geq 1 - m\mathbb{P}(Y_i > c_9) \\ &> 1 - n^b \frac{e^{c_9}}{c_9^{c_9}} \cdot n^{c_9(d-b)} \\ &= 1 - \frac{e^{c_9}}{c_9^{c_9}} \cdot n^{c_9 d - (c_9 - 1)b}. \end{aligned}$$

When we choose  $c_9 > \frac{1+b}{b-d}$ , we can get  $c_9 d - (c_9 - 1)b < -1$ , and hence  $\mathbb{P}(Y_i \leq c_9 \forall i) \rightarrow 1$  as  $n \rightarrow \infty$ . ■

Since all the cells are of the same size, we assume the transmission power of helping nodes for the transmission in Step III is strong enough so that helping nodes can directly transmit to destination nodes within the cells. Besides, as in cellular systems, we use 7-cell frequency reuse to enable adjacent cells to transmit at the same time with no interference. Then, it is easy to show that downlink transmissions in Step III can also have a constant transmission rate  $c_{11}W_3$  where  $c_{11}$  ( $0 < c_{11} < +\infty$ ) is a deterministic constant. In addition, from Lemma 4 and Lemma 8, we find that when  $0 < b < d < 1$ , in each cell, w.h.p., the number of flows from a helping node to destination nodes is at most  $2n^{d-b} \times 2n^{1-d}$ , i.e.,  $4n^{1-b}$ , and when  $0 < d < b < 1$ , in each cell, w.h.p., the number of flows from a helping node to destination nodes is at most  $c_9 \times 2n^{1-d}$ , i.e.,  $2c_9 n^{1-d}$ . Denote the throughput capacity in Step III by  $T_{h3}$ . Then, we can obtain that

$$T_{h3} = \begin{cases} \Omega(n^{b-1}W_3), & \text{when } 0 < b < d < 1, \\ \Omega(n^{d-1}W_3), & \text{when } 0 < d < b < 1. \end{cases} \quad (14)$$

Thus, combining (12), (13), and (14), we can get

$$\begin{aligned} T_h &= \Omega(\min\{T_{h1}, T_{h2}, T_{h3}\}) \\ &= \Omega\left(\min\left\{n^{b-1}, n^{I(w+\frac{b}{2})-1}W_4, n^{d-1}\right\}\right). \end{aligned} \quad (15)$$

### C. An Achievable Throughput in Regular Heterogeneous Wireless Networks

Substituting the results in (11) and (15) into (3), we can have the following theorem.

**Theorem 1:** An achievable throughput in regular heterogeneous wireless networks, denoted by  $T$ , is

$$T = \Omega\left(\max\left\{\min\left\{\frac{n^{w-\frac{1}{2}}}{\sqrt{\log n}}, n^{d-1}\right\}, \min\left\{n^{b-1}, n^{I(w+\frac{b}{2})-1}W_4, n^{d-1}\right\}\right\}\right).$$

## IV. THROUGHPUT CAPACITY OF RANDOM HETEROGENEOUS WIRELESS NETWORKS

In this section, we study the throughput capacity of random heterogeneous wireless networks with uniformly and independently placed helping nodes. Similarly, we also need to find an achievable throughput in user mode and in help mode, denoted by  $T'_u$  and  $T'_h$ , respectively. Then, an achievable throughput in random heterogeneous wireless networks, denoted by  $T'$ , can be obtained by choosing the maximum of these two, i.e.,

$$T' = \max\{T'_u, T'_h\}. \quad (16)$$

Notice that  $T'_u$  is the same as  $T_u$  shown in (11), but  $T'_h$  will be different from  $T_h$  due to random distribution of the helping nodes. In the following, we present how to find  $T'_h$ .

Recall the definition of *Voronoi Tessellation*: given a set of  $m$  points in a plane, Voronoi tessellation divides the domain in a set of polygonal regions, the boundaries of which are the perpendicular bisectors of the lines joining the points. It has been shown in [11] (Lemma 4.1) that for every  $\varepsilon > 0$ , there is a Voronoi tessellation with the property that every Voronoi cell contains a disk of radius  $\varepsilon$  and is contained in a disk of radius  $2\varepsilon$ . Then, for the  $m$  base stations in a dense network with area 1, we can construct a Voronoi tessellation  $V_n$  for which

- (V1) Every Voronoi cell contains a disk of area  $\frac{100 \log m}{m}$ .

- (V2) Every Voronoi cell is contained in a disk of radius  $\frac{2\rho(n)}{100 \log m}$ , where  $\rho(n) :=$  the radius of a disk of area  $\frac{100 \log m}{m}$ .

In this case, we consider each voronoi cell is a cell in the network.

Similar to that in Section III-B, the transmissions in help mode are also carried out in three steps as follows.

Step I: from source nodes to the helping network.

We also assume source nodes have low transmission power and they need to transmit packets to helping nodes via multiple hops. Similar to Lemma 5, we can have the following result.

**Lemma 9:** In each Voronoi cell, there are at most  $\frac{1200n \log m}{m}$  normal nodes w.h.p..

Denote the throughput capacity in Step I by  $T'_{h1}$ . Since each node is a source node, along the line in Section III-B, we can obtain that

$$T'_{h1} = \Omega\left(\frac{m}{n \log m} W_2\right) = \Omega\left(\frac{n^{b-1}}{\log n}\right). \quad (17)$$

Step II: helping network relay.

When  $w + \frac{b}{2} > 0$ , we further divide the network into *big squares* with length  $l'' = \sqrt{c_{12} \log m / m}$  where  $c_{12} > 1/b$  is a constant. When  $w + \frac{b}{2} < 0$ , we make  $l'' = c_{12} n^{-w-b} \log m$ . Then, we can have the following lemma.

**Lemma 10:** In random heterogeneous wireless networks,

- 1) Every big square has at least one helping node in it w.h.p..
- 2) Each big square in the network can transmit at a constant transmission rate  $c_{13} W_2$ , where  $0 < c_{13} < +\infty$  is a deterministic constant.

Besides, similar to Lemma 7, we can have the following lemma.

**Lemma 11:** For every big square, w.h.p.,

- 1) the number of source nodes from which the traffic goes through the big square, denoted by  $C'_x$ , is  $O\left(n^{w-\frac{b}{2}+1}(\log n)^{\frac{3}{2}}\right)$  when  $w + \frac{b}{2} > 0$ , and  $O(n^{1-b}(\log n)^2)$  when  $w + \frac{b}{2} < 0$ .
- 2) the number of destination nodes to which the traffic goes through the big square, denoted by  $C'_y$ , is  $O\left(n^{d-w-\frac{b}{2}}(\log n)^{\frac{3}{2}}\right)$  when  $d > w + \frac{b}{2} > 0$ , at most  $c_{14}$  when  $w + \frac{b}{2} > d > 0$ , where  $c_{14}$  is a constant and  $c_{14} > \frac{4}{b+2w-2d}$ , and at most  $n^d$  when  $w + \frac{b}{2} < 0$ .

*Proof:* Notice that in random heterogeneous wireless networks, the expectation of  $C'_x$  and  $C'_y$  cannot be directly calculated as in (6) and (7), respectively. Instead, for a big square, the expectation of  $C'_x$  should be the average number of helping nodes in big squares with the same  $x$ -coordinate times the average number of source nodes associated with each big square. The expectation of  $C'_y$  should be derived similarly. Thus, we have

$$\mathbb{E}[C'_x] = m \cdot \frac{l''}{1/b(n)} \cdot \Theta\left(\frac{n \log m}{m}\right) = \Theta(n l'' b(n) \log m),$$

$$\mathbb{E}[C'_y] = m \cdot \frac{l''}{b(n)} \cdot \Theta\left(\frac{n^d \log m}{m}\right) = \Theta\left(\frac{n^d l'' \log m}{b(n)}\right).$$

The rest of the proof follows that in Lemma 7.  $\blacksquare$

Denote the number of flows that crosses an arbitrary big square  $S_i$  as  $B'_i$  where  $i \in [1, n]$ . We can obtain that for all  $i$ ,

$$B'_i \leq C'_x + 2n^{1-d} C'_y = \begin{cases} O\left(n^{w-\frac{b}{2}+1}(\log n)^{\frac{3}{2}}\right) + O\left(n^{-w-\frac{b}{2}+1}(\log n)^{\frac{3}{2}}\right), & \text{when } d > w + \frac{b}{2} > 0, \\ O\left(n^{w-\frac{b}{2}+1}(\log n)^{\frac{3}{2}}\right) + O(n^{1-d}), & \text{when } w + \frac{b}{2} > d > 0, \\ O(n^{1-b}(\log n)^2) + O(n), & \text{when } w + \frac{b}{2} < 0. \end{cases}$$

Denote the throughput capacity in Step II by  $T'_{h2}$ . Thus, we can obtain that

$$T'_{h2} = \min\left\{\frac{n^{-w+\frac{b}{2}-1}}{(\log n)^{\frac{3}{2}}} W_4, \frac{n^{I(w+\frac{b}{2})-1}}{(\log n)^{J(w+\frac{b}{2})}} W_4, n^{d-1} W_4\right\} = \min\left\{\frac{n^{I(w+\frac{b}{2})-1}}{(\log n)^{J(w+\frac{b}{2})}} W_4, n^{d-1} W_4\right\}, \quad (18)$$

where  $J(\cdot)$  is a function, and  $J(x) = \frac{3}{2}$  when  $x > 0$ , and  $J(x) = 0$  when  $x < 0$ .

Step III: from the helping network to destination nodes.

Since the cells are irregular in random heterogeneous wireless networks, we cannot assume the transmissions in Step III can be one hop direct transmissions as in regular heterogeneous wireless networks. Instead, we assume the transmission power of helping nodes for the transmissions in Step III is the same as normal nodes. Then, we can also show that transmissions in Step III can have a constant transmission rate  $c_{15} W_3$  where  $c_{15}$  ( $0 < c_{15} < +\infty$ ) is a deterministic constant. Besides, similar to Lemma 8, we can have the following lemma.

**Lemma 12:** In each cell, w.h.p., the number of destination nodes is  $O(n^{d-b} \log n)$  when  $0 < b < d < 1$ , and  $O(c_9)$ , where  $c_9 > \frac{1+b}{b-d}$  when  $0 < d < b < 1$ .

Denote the throughput capacity in Step III by  $T'_{h3}$ . Recall Lemma 4, and we can obtain that

$$T'_{h3} = \begin{cases} \Omega(n^{b-1} W_3 / \log n), & \text{when } 0 < b < d < 1, \\ \Omega(n^{d-1} W_3), & \text{when } 0 < d < b < 1. \end{cases} \quad (19)$$

Thus, combining (17), (18), and (19), we can obtain

$$T'_h = \Omega(\min\{T'_{h1}, T'_{h2}, T'_{h3}\}) = \Omega\left(\min\left\{\frac{n^{b-1}}{\log n}, \frac{n^{I(w+\frac{b}{2})-1}}{(\log n)^{J(w+\frac{b}{2})}} W_4, n^{d-1}\right\}\right). \quad (20)$$

Substituting the results in (20) into (16), we can have the following theorem.

**Theorem 2:** An achievable throughput in random heterogeneous wireless networks, denoted by  $T'$ , is

$$T' = \Omega\left(\max\left\{\min\left\{\frac{n^{w-\frac{1}{2}}}{\sqrt{\log n}}, n^{d-1}\right\}, \min\left\{\frac{n^{b-1}}{\log n}, \frac{n^{I(w+\frac{b}{2})-1}}{(\log n)^{J(w+\frac{b}{2})}} W_4, n^{d-1}\right\}\right\}\right).$$



From Theorem 1 and Theorem 2, we can find that the number of destination nodes, the number of helping nodes, and the shape of the network area all have significant impacts on the achievable throughput in heterogeneous wireless networks. More importantly, notice that the user mode achievable throughput is in fact the throughput in traditional static homogeneous ad hoc networks. Thus, we can find that instead of placing base stations with a wired network, we can have higher throughput than homogeneous ad hoc networks by an exponential order if we deploy some more powerful wireless nodes with 1)  $W_4 = \Omega(n^{w+\frac{1}{2}})$  when  $w + b/2 < 0$  and  $w - \min\{b, d\} + 1/2 < 0$ , or 2)  $W_4 = \Omega(n^{\frac{1-b}{2}})$  when  $w + b/2 > 0$  and  $w - \min\{b, d\} + 1/2 < 0$ .

## V. CONCLUSION

In this paper, we investigate the throughput capacity of regular and random heterogeneous wireless networks, respectively, and find the network settings such as the number of destination nodes, the number of helping nodes, and the shape of the network area all have great impacts on the network capacity. We also find that by deploying wireless helping nodes into the network, heterogeneous wireless networks can provide much higher per-node throughput than traditional homogeneous wireless networks under certain conditions.

## REFERENCES

- [1] A. Agarwal and P. Kumar. Capacity bounds for ad hoc and hybrid wireless networks. *ACM SIGCOMM Computer Communication Review*, 34(3):71–81, July 2004.
- [2] A. Avudainayagam, Y. Fang, and W. Lou. Dear: a device and energy aware routing protocol for heterogeneous ad hoc networks. *Journal of Parallel and Distributed Computing (Special Issue on Mobile Ad-hoc Networking and Computing)*, 63(2):228–236, February 2003.
- [3] N. Bansal and Z. Liu. Capacity, delay, and mobility in wireless ad-hoc networks. In *Proceeding of IEEE INFOCOM*, San Francisco, California, USA, March 2003.
- [4] C. Buraagohain, S. Suri, C. Toth, and Y. Zhou. Improved throughput bounds for interference-aware routing in wireless networks. In *CO-COON'07*, Banff, Canada, July 2007.
- [5] T. Cormen, C. Leiserson, R. Rivest, and C. Stein. *Introduction to Algorithms (2nd ed.)*. MIT Press, 2001.
- [6] O. Dousse, M. Franceschetti, and P. Thiran. On the throughput scaling of wireless relay networks. *IEEE Transactions on Information Theory (Joint special issue with IEEE/ACM Transactions on Networking)*, 52(6):2756–2761, 2006.
- [7] E. Duarte-Melo, A. Josan, M. Liu, D. Neuhoff, and S. Pradhan. The effect of node density and propagation model on throughput scaling of wireless networks. In *Proceedings of the IEEE International Symposium on Information Theory (ISIT)*, July 2006.
- [8] M. Franceschetti, O. Dousse, D. N. Tse, and P. Thiran. Closing the gap in the capacity of wireless networks via percolation theory. *IEEE Transactions on Information Theory*, 53(3):1009–1018, 2007.
- [9] A. Gamal, J. Mammen, B. Prabhakar, and D. Shah. Throughput-delay trade-off in wireless networks. In *Proceeding of IEEE INFOCOM*, Hong Kong, China, March 2004.
- [10] M. Grossglauser and D. Tse. Mobility increases the capacity of ad hoc wireless networks. *IEEE/ACM Transactions on Networking*, 10(4):477–486, August 2002.
- [11] P. Gupta and P. Kumar. The capacity of wireless networks. *IEEE Transactions on Information Theory*, 46(2):388–404, March 2000.
- [12] D. Knuth. *The Art of Computer Programming*. Addison-Wesley, 1998.
- [13] U. Kozat and L. Tassiulas. Throughput capacity of random ad hoc networks with infrastructure support. In *Proceedings of ACM MobiCom*, San Diego, CA, USA, June 2003.
- [14] N. Li and J. Hou. Topology control in heterogeneous wireless networks: Problems and solutions. In *Proceeding of IEEE INFOCOM*, Hong Kong, China, March 2004.
- [15] P. Li and Y. Fang. Impacts of topology and traffic pattern on capacity of hybrid wireless networks. *IEEE Transactions on Mobile Computing*, 8(12):1585–1595, December 2009.
- [16] P. Li, Y. Fang and J. Li. Throughput, Delay, and Mobility in Wireless Ad Hoc Networks. In *Proceeding of IEEE INFOCOM*, San Diego, CA, USA, March 2010.
- [17] P. Li, X. Geng, and Y. Fang. An adaptive power controlled mac protocol for wireless ad hoc networks. *IEEE Transactions on Wireless Communications*, 8(1):226–233, January 2009.
- [18] P. Li, Q. Shen, and Y. Fang. Power controlled network protocols for multi-rate ad hoc networks. *IEEE Transactions on Wireless Communications*, 8(4):2142–2149, April 2009.
- [19] P. Li, C. Zhang, and Y. Fang. Capacity and delay of hybrid wireless broadband access networks. *IEEE Journal on Selected Areas in Communications (JSAC) - Special Issue on Broadband Access Networks*, 27(2):117–125, February 2009.
- [20] X. Lin, G. Sharma, R. Mazumdar, and N. Shroff. Degenerate delay-capacity tradeoffs in ad-hoc networks with brownian mobility. *IEEE/ACM Transactions on Networking, Special Issue on Networking and Information Theory*, 14:2777–2784, 2006.
- [21] B. Liu, Z. Liu, and D. Towsley. On the capacity of hybrid wireless networks. In *Proceeding of IEEE INFOCOM*, San Francisco, California, USA, March 2003.
- [22] B. Liu, P. Thiran, and D. Towsley. Capacity of a wireless ad hoc network with infrastructure. In *Proceeding of ACM MobiHoc*, Montreal, Quebec, Canada, September 2007.
- [23] W. Liu, Y. Zhang, and Y. Fang. Conserving energy in heterogeneous mobile ad hoc networks. In *Proceedings of IEEE MILCOM*, Atlantic City, New Jersey, USA, October 2005.
- [24] W. Liu, Y. Zhang, W. Lou, and Y. Fang. Delar: device/energy/load aware relaying in heterogeneous wireless ad hoc networks. In *Proceedings of IEEE MILCOM*, Monterey, CA, USA, November 2004.
- [25] W. Liu, Y. Zhang, K. Lu, and Y. Fang. Energy conservation through resource-aware movement in heterogeneous mobile ad hoc networks. *Journal of Combinatorial Optimization (Special Issue on Wireless Network Applications)*, 24(1):7–20, February 2006.
- [26] J. Mammen and D. Shah. Throughput and delay in random wireless networks with restricted mobility. *IEEE Transactions on Information Theory*, 53(3):1108–1116, 2007.
- [27] M. McGarry, M. Reisslein, and V. Syrotiuk. Access control in heterogeneous multichannel wireless networks. In *Proceedings of the First International Conference on Integrated Internet Ad hoc and Sensor Networks (InterSense'06)*, Nice, France, May 2006.
- [28] R. Moraes, H. Sadjadpour, and J. Garcia-Luna-Aceves. On mobility-capacity-delay trade-off in wireless ad hoc networks. In *Proceeding of IEEE/ACM MASCOTS'04*, Volendam, Netherlands, October 2004.
- [29] A. Ozgur, O. Leveque, and D. Tse. How does the information capacity of ad hoc networks scale? In *Proceedings of the Forty-fourth Annual Allerton Conference on Communication, Control and Computing*, Monticello, IL, USA, September 2006.
- [30] T. Rappaport. *Wireless Communications: Principles and Practice (Second Edition)*. Prentice-Hall PTR, 2002.
- [31] S. Toumpis. Capacity bounds for three classes of wireless networks. In *Proceeding of ACM MobiHoc*, Roppongi Hills, Tokyo, Japan, May 2004.
- [32] Available from <http://en.wikipedia.org/wiki/Utah>.
- [33] E. Wu and Y. Huang. Dynamic adaptive routing for a heterogeneous wireless network. *Mobile Networks and Applications*, 9(3):219–233, June 2004.
- [34] K. Yang, Y. Wu, and H.-H. Chen. Qos-aware routing in emerging heterogeneous wireless networks. *IEEE Communications Magazine*, 45(2):74–80, 2007.
- [35] A. Zemlianov and G. Veciana. Capacity of ad hoc wireless networks with infrastructure support. *IEEE Journal on Selected Areas in Communications*, 23(3), March 2005.
- [36] S. Zhao and D. Raychaudhuri. On the scalability of hierarchical hybrid wireless networks. In *Proceeding of IEEE CISS*, Princeton, NJ, USA, March 2006.
- [37] H. Zhou, C. Yeh, and H. Moutah. Access control in heterogeneous multichannel wireless networks. In *Proceedings of IEEE 60th Vehicular Technology Conference*, Los Angeles, CA, USA, September 2004.