

REVIEW

Open Access

The cognitive-interpersonal maintenance model of anorexia nervosa revisited: a summary of the evidence for cognitive, socio-emotional and interpersonal predisposing and perpetuating factors

Janet Treasure* and Ulrike Schmidt

Abstract

Aim: To describe the evidence base relating to the Cognitive-Interpersonal Maintenance Model for anorexia nervosa (AN).

Background: A Cognitive-Interpersonal Maintenance Model maintenance model for anorexia nervosa was described in 2006. This model proposed that cognitive, socio-emotional and interpersonal elements acted together to both cause and maintain eating disorders.

Method: A review of the empirical literature relating to the key constructs of the model (cognitive, socio-emotional, interpersonal) risk and maintaining factors for anorexia nervosa was conducted.

Results: Set shifting and weak central coherence (associated with obsessive compulsive traits) have been widely studied. There is some evidence to suggest that a strong eye for detail and weak set shifting are inherited vulnerabilities to AN. Set shifting and global integration are impaired in the ill state and contribute to weak central coherence. In addition, there are wide-ranging impairments in socio-emotional processing including: an automatic bias in attention towards critical and domineering faces and away from compassionate faces; impaired signalling of, interpretation and regulation of emotions. Difficulties in social cognition may in part be a consequence of starvation but inherited vulnerabilities may also contribute to these traits. The shared familial traits may accentuate family members' tendency to react to the frustrating and frightening symptoms of AN with high expressed emotion (criticism, hostility, overprotection), and inadvertently perpetuate the problem.

Conclusion: The cognitive interpersonal model is supported by accumulating evidence. The model is complex in that cognitive and socio-emotional factors both predispose to the illness and are exaggerated in the ill state. Furthermore, some of the traits are inherited vulnerabilities and are present in family members. The clinical formulations from the model are described as are new possibilities for targeted treatment.

Keywords: Anorexia nervosa, Model, Complex intervention, Eating disorder

* Correspondence: janet.treasure@kcl.ac.uk
Department of Psychological Medicine, King's College London, Institute of Psychiatry, The Basement, P059, 103 Denmark Hill, London SE5 8AF, UK

Background

Treatment for anorexia nervosa (AN) has focused on remediating the eating and weight symptoms. Historically, inpatient care was used but the NICE guidelines recommended outpatient care in the first instance. In the early phase of adolescent AN, mobilising the parents to restore a normal eating pattern is effective [1-3]. Nevertheless a sizeable proportion of patients (30-60%) fail to change their behaviour. In adult patients, particularly if the duration of illness has lasted over 3 years, change is more difficult [4].

Premorbid vulnerabilities contribute to a poor response to treatment. Cognitive rigidity and obsessive compulsive traits [5] and social communication difficulties are associated with a poorer outcome from AN [6]. Furthermore, secondary consequences of malnutrition that accumulate over time contribute to treatment resistance. A starved brain, for instance, is less plastic and hence responds less well to talking treatments which require changes to be made in reflective cognitive functions.

Features such as these led us to develop a cognitive-interpersonal maintenance model for AN. The essential features of this model were that there were predisposing factors such as obsessive compulsive features and anxious avoidance (particularly of close relationships) increased the vulnerability to AN and that these contributed also to the maintenance of the disorder because they fostered pro anorexia nervosa beliefs and behaviours. These traits cause problems relating to others and, in addition, the highly visible eating disorders (ED) symptoms and behaviors have a profound effect on other people and lead them to react in ways which in turn serve to maintain the disorder. Thus, interpersonal relationships become entangled with the disorder in a complex manner.

The predictions from this model were that obsessive compulsive and anxious avoidant traits would be intermediate phenotypes increasing the risk of the disorder developing and that social processing and interpersonal interactions might be problematic. It follows that treatment for AN would therefore need to be a complex form of intervention with multiple interacting components. The Medical Research Council (MRC) has developed guidelines on the development of complex interventions as it is acknowledged that they entail unique challenges [7]. A key step is to develop a strong theoretical understanding in order to target the processes and outcomes that are integral to recovery. Developing the theoretical framework is an ongoing process and the model may need to be adjusted as new evidence emerges.

The aim of this paper is to examine the evidence relating to the cognitive interpersonal model. First, we scrutinise and synthesise the literature on genes, molecules, cells, circuits, physiology, behavior and self report measures relating to the cognitive phenotype (OCPD traits)

and the anxious, avoidant, social emotional phenotype. We then summarise the evidence relating interpersonal aspects of the illness. Lastly, we describe how clinical formulations and treatments follow from the model.

Premorbid traits

In the original model, obsessive compulsive traits (OCP) traits were considered to be a key vulnerability factor [8] [9] contributing to maintenance through pro anorexia nervosa beliefs and behaviours. Cognitive processing styles such as set shifting and central coherence [10-12] underpin these traits and have been the subject of highly active examination.

Set shifting

Behavioural studies

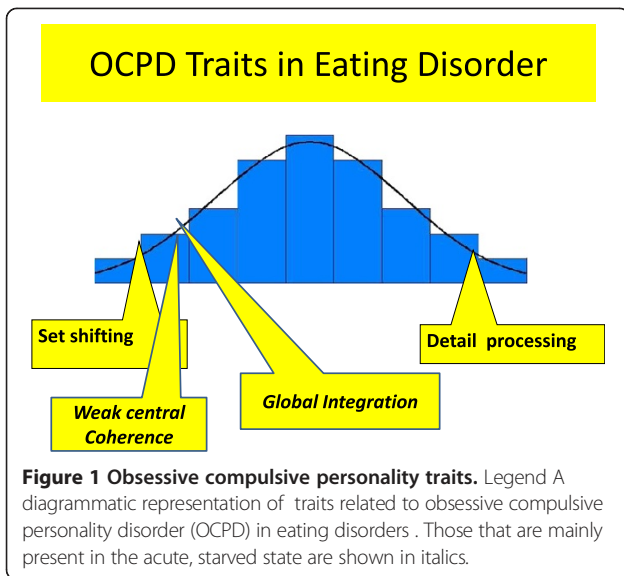
People with EDs (AN and BN) have moderate to large sized problems with set shifting in a range of tasks (as summarised in a systematic review see [13]). After recovery, these inefficiencies remain in an attenuated form [14,15]. Adolescents with anorexia nervosa are also less impaired [16-19]. This suggests that set shifting may be accentuated as a consequence of the illness. The alternative explanation is that individuals with less pronounced problems in this area are more likely to recover and that these serve as moderating factors. First degree relatives (sisters, twins, parents) of people with eating disorders also perform poorly on some tasks (WCST) [15,20].

Furthermore, in a study by Kothari et al., (2012), children (aged 8) of women with EDs perform poorly on a set shifting task [21]. In summary reduced set shifting is a feature of AN in the acute state. Furthermore, this trait is also present in first degree relatives which suggests that it might be an inherited vulnerability for AN. It is less pronounced after recovery (see Figure 1) suggesting that it is accentuated by starvation.

What do we know about the underpinning biology of set shifting?

Set shifting tasks involve increased frontal and parietal and decreased striatal activation in AN [22] and BN [23]. One interpretation is that these tasks may involve more cognitive effort in people with EDs.

Set shifting difficulties are a generic risk factor for other forms of psychopathology. It appears to result from a biological vulnerability in corticostriatal circuits. Set shifting in rodents [24] and in primates is associated with frontal lobe function [25]. An inbred mouse model (BTBR) has problems in set shifting [26,27]. Thus, set shifting inefficiencies seen in EDs may be linked to genetic factors that control brain development.



Central coherence

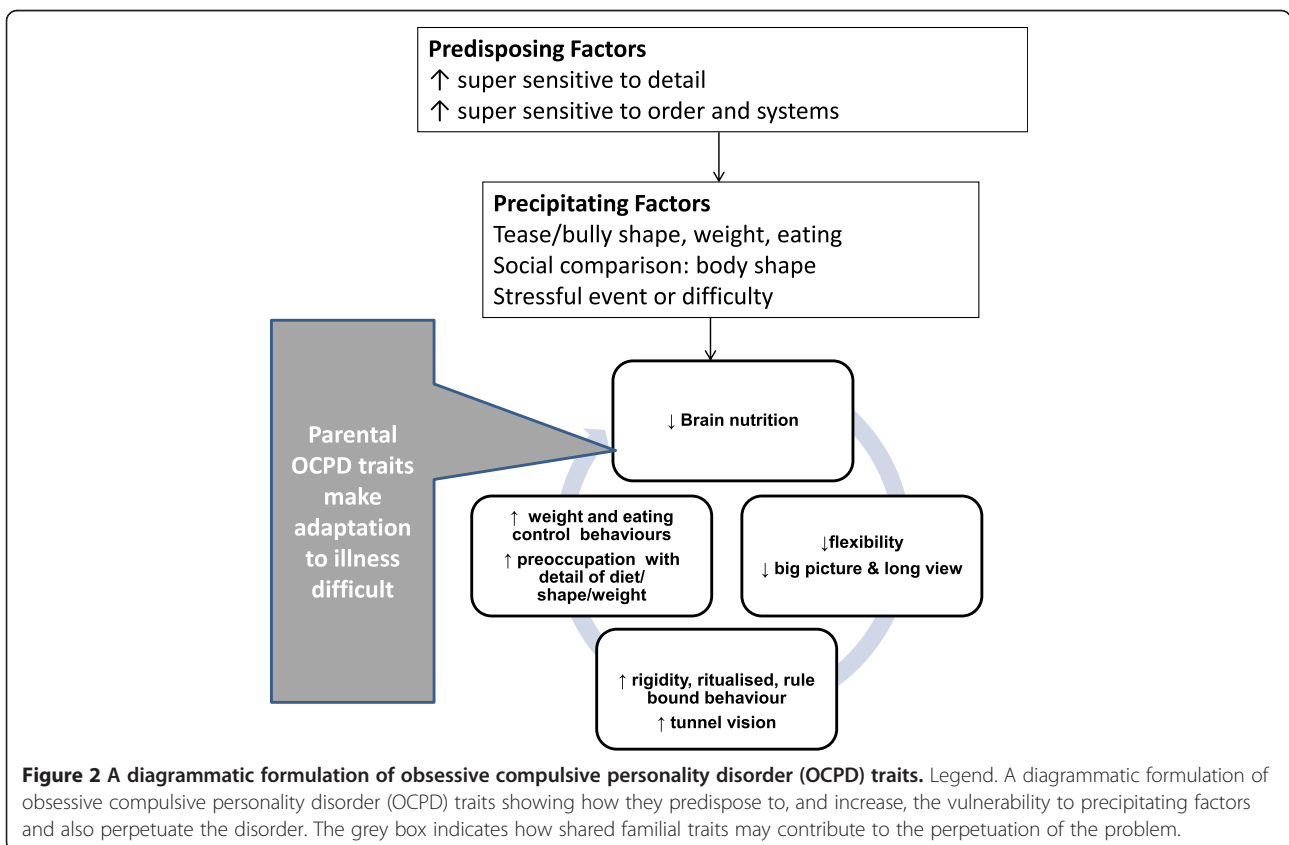
Weak central coherence (an inability to see the forest for the trees) is thought to arise from an imbalance between global and detail processing and is common in people with EDs. People with EDs have a moderate to large superiority in detail processing tasks in the acute state [15,28] and after recovery [11,15,29,30]. Superior detail

processing is also found to a degree in first degree relatives (sisters) [11,15,31]. This suggests that a strong focus on detail might be an inherited vulnerability of AN.

Global integration is poor in acute AN, and it may be a consequence of low weight [29]. Therefore, with starvation the balance between global and detail processing which contributes to central coherence is reduced (Figure 1). Moreover, the accentuated set shifting problems in the acute state reduce the flexible switching between the global/detail processing. Thus, weak central coherence may be a secondary consequence of the illness contributing to the maintenance of the illness by impeding adaptation to environmental demands.

Clinical formulation relating to obsessive compulsive traits

A causal and maintenance model derived from the evidence described above is shown in Figure 2. Although people with EDs, in general, have good cognitive abilities with superior attention to detail they show problems in set shifting. Both of these appear to be an inherited traits. These traits in the child make them more susceptible to societal rules and their eye for detail makes aspects of appearance more salient. The traits mean that once dieting behaviour is started (triggered by stress for example), it is undertaken meticulously and the rules and rituals become embedded as rigid habits. Attention



to the detail of weight control rules and inflexibility leads to success in the goal of weight loss. This, because of starvation, in turn, impacts on brain function reducing global integration and central coherence and so the focus is further narrowed to the dieting behaviour which become even more habitual. A vicious circle which maintains the disorder develops.

Parents and other family members may share some of these obsessive compulsive traits. These may lead to over controlling parenting (Corfield et al. submitted) which can increase risk particularly in those with the ss form of the serotonin transporter gene [32,33]. Also these traits in parents and other family members may make the process of adjustment and management of the ED behaviours more difficult. A battle for control can ensue as both sides defend their rules, often losing sight of the bigger picture and the longer view of life. This unhelpful reaction inhibits flexible adjustment and serves to maintain ED behaviours.

Anxiety, avoidance (social and emotional) behaviours

Anxious avoidance of emotions, in particular those aroused by social encounters, insecure attachments, was the second feature within the model considered to be present before the illness. Social avoidance can be a core feature of people with EDs. For example, a personal account of the illness by a medical practitioner described the illness in one word: "isolation" [34]. Difficulties relating to others predate the onset of the illness, can be accentuated by the illness and sometimes persist despite recovery.

People with AN are more likely than controls to report an impoverished social network before the onset of the illness (e.g. having no close friends in childhood; [33,35] fewer social activities [36] and less social support [37]). In part, this relates to temperamental characteristics, as people with EDs are inhibited and shy with internalising problems [38]. Loneliness, feelings of inferiority and high levels of social anxiety [39] are also reported.

In cases ascertained in adolescence, social problems predated the illness in 20% of cases and informed the prognosis, such that cases with social deficits prior to onset at age 15, were found to be impaired 18 years later at follow-up [6,40]. Experiences of teasing, bullying and criticism, often pertaining to weight/shape and eating, are found before the illness [41]. During the illness social networks are often reduced [42,43]. In addition, a sense of inferiority in relationship to others can persist post recovery [44]. Thus, a wide variety of behavioural features support the model, in that an avoidant social phenotype is of relevance to the onset and prognosis. In the next section we examine the form of this social phenotype in more detail. A variety of experimental paradigms have been used to examine factors that may underpin social avoidance in

people with EDs, [45] including attention, emotional expression and interpretation and theory of mind.

Attentional mechanisms

People with AN differ from healthy controls in that they have an attentional bias towards negative facial expressions such as anger [46-48] criticism [49] and dominance (Cardi et al. submitted) but not towards positive facial expressions such as happiness [46] and compassion [49]. Also, people with AN have been found to direct their gaze less at the face and eyes [50]. These traits remain present, albeit in an attenuated form, in the recovered state and in first degree relatives (twins, parents) (Kanakam et al. submitted Goddard et al. submitted). These findings suggest that there is increased attention to social threat and a decreased attention to social reward and that this may be an inherited vulnerability.

Interpretation of social signals

Accurate reading of the intentions and emotions of others is necessary for effective social communication. People with AN have impairments in this domain. A systematic review and meta analysis concluded that people with AN have impairments in recognizing facial emotions, [51]. In contrast, people with BN have little or no impairment in facial emotion recognition [52], and may be better than healthy controls at recognizing negative emotions [53]. In AN, interpreting emotional meaning from the voice [54,55], body movement [56] and from films [54] is also impaired. For the most part, these impairments are less marked after recovery, suggesting that they may be starvation, state effects. There is little evidence that these traits are part of an inherited vulnerability as they are not present in first degree relatives (twins, parents) (Kanakam et al. submitted Goddard et al. submitted).

Signaling emotions

The ability to signal one's own intentions and emotions to others is an important component of effective social communication and people with AN also have impairments in this domain. In a study that examined emotional expression and experience of people with AN, it was found that when watching sad or funny films, people with AN expressed little facial emotional expression and were also less attentive, e.g. turning away more, when watching sad films. This lack of reciprocity and attention contrasts with their self reported emotional reactions which were intense [57]. Also, when people with AN were engaged in a therapeutic emotional skills training video game, they had minimal facial displays of anger and yet on self report measures they had high levels of anger [58]. This suggests that there is inhibited emotional expression and reduced mirroring of emotion.

This has not been examined after recovery and in family members.

Understanding the mind of another

The most sophisticated aspect of social communication is the ability to understand the mental processes of other people, so called 'theory of mind'. A proportion of people with AN have problems with theory of mind tasks such as cartoons, which require understanding of implicit thoughts rather than explicit words spoken [59,60]. This has not been examined after recovery and in family members.

A related concept is that of social perception, which denotes "a person's ability to ascertain social cues from behaviour provided in a social context", which includes, but is not limited to, emotion cues. Social perception abilities are preserved in ED patients, but those with restricting AN have difficulty in identifying degree of intimacy in social relationships (Renwick et al., submitted).

Understanding the self

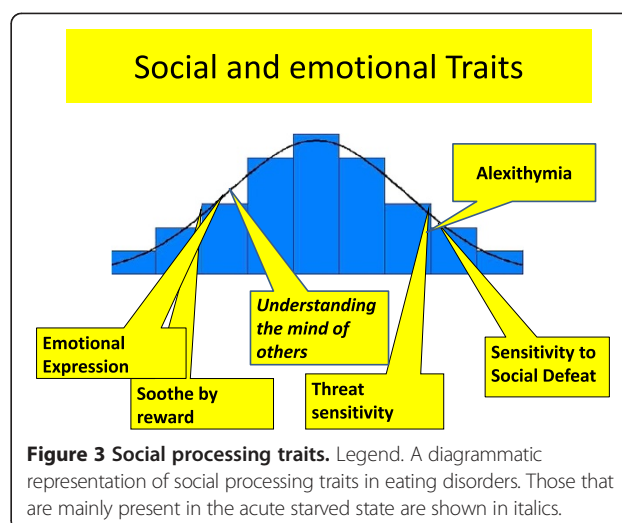
Finally the perception and understanding of self is an additional component of the social cognition domain that has found to be disturbed in anorexia nervosa. The most widely studied concept in this domain is alexithymia. Sisters of people with anorexia nervosa also have problems in this area which suggests that it might be an additional endophenotype [61]. Abnormalities in other paradigms which measure aspects of interoception such as the rubber hand illusion have also been found [62].

The traits relating to social processing are displayed in Figure 3.

What do we know about the underpinning biology of social processes

Brain activation during social processing in AN differs from that seen in the comparison population. The evoked potential to faces (implicitly and explicitly presented) was reduced both in the acute state and after weight restoration [63]. Two groups have used a task in which moving shapes representing social or non-social/mechanical interactions are shown. Adults (partially recovered) [64] and adolescents (in both the acute phase of AN and after weight restoration (> 100 days treatment)) did not show the expected increase in activation in social processing circuits. On the other hand there was normal activation to emotional faces after recovery AN [65]. Thus, it is possible that some of the anomalies in the brain response to social processing tasks in AN, result from the illness state and are resolved with full recovery but this needs further study.

It is not surprising that social cognition is impaired in the acute state, as this form of cognition requires higher levels of processing. An illustration of this is the social

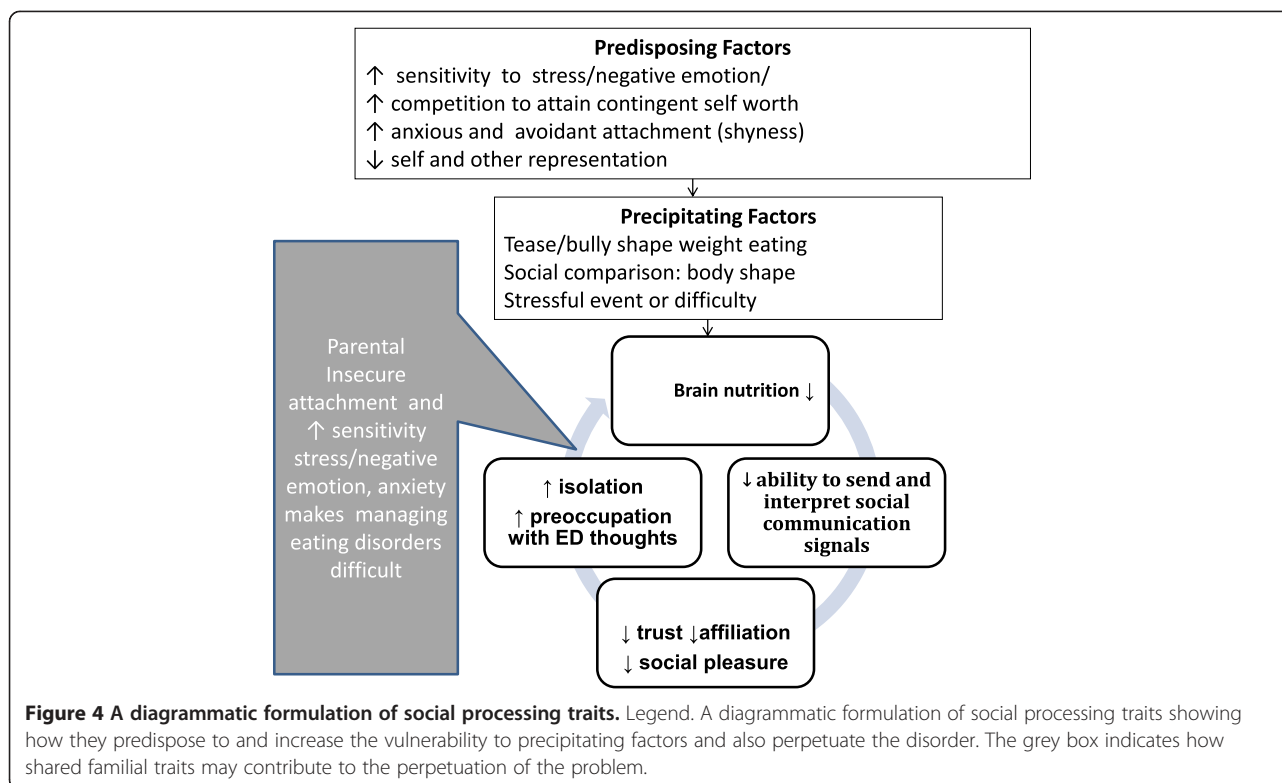


brain hypothesis of Dunbar and colleagues. This theory is based on the observations that throughout the animal and bird kingdoms, social complexity is related to brain size [66,67]. The shrunken, starved brain of AN may not have the functional capacity to optimally participate in the sophisticated communication developed in humans [68]. Moreover, oxytocin functioning, a hormone which is central to aspects of social communication, appears to be disturbed in AN. In the acute state, oxytocin is reduced both peripherally [69] and in the brain [70]. Even after recovery, however, oxytocin released after a test meal is reduced [71].

Clinical formulation

The balance of evidence is that there are both predisposing inefficiencies in this system and secondary problems acquired as a consequence of the illness. A causal and maintenance model derived from the evidence described above is shown in Figure 4.

Negative self evaluation, internalising strategies and reduced social processing skills predispose to the development of the illness. This is perhaps due to an increased sensitivity to social hierarchies and to negative judgments from others (particularly teasing and criticism about shape, weight or eating) or by the desire to belong and be accepted by attaining social norms (internalisation of thinness). By starving the brain and reducing high level brain function, the symptoms themselves decrease social processing abilities which leads to further withdrawal from social pursuits and poor confidence in situations that require social problem solving abilities [72]. This allows the ED thoughts and behaviours, used to control the biological homeostatic forces, to dominate brain function. The ED becomes the only friend and a vicious circle develops.



There is a small amount of evidence suggesting that some of these traits run in families. This may make social communication in the family more difficult and allow the isolation of AN to take a greater hold.

Interpersonal relationships

In the initial prototype of the model, the key interpersonal maintaining factors were thought to be high expressed emotion, criticism, hostility and over protection. Systematic reviews of this concept suggest that these behaviours are present and impact on the response to treatment and outcome [73] (Duclos in press). Accommodating and enabling behaviours [74-78] have been added as behavioural reactions that maintain the illness, another vicious circle.

A formulation for carers showing the interface with eating disorder symptoms is shown in Figure 5. There may be shared OCPD and anxiety traits which become pronounced in the face of the symptoms of anorexia nervosa. This may lead to high expressed emotion (criticism, over protection) and accommodating behaviour which fuels further symptoms.

Adaptations to the model on the basis of new evidence

The new clinical and behavioural evidence has clarified the model. Although the original key concepts remain, the model has become somewhat more complex as some of the risk factors (strong detail, set shifting and social

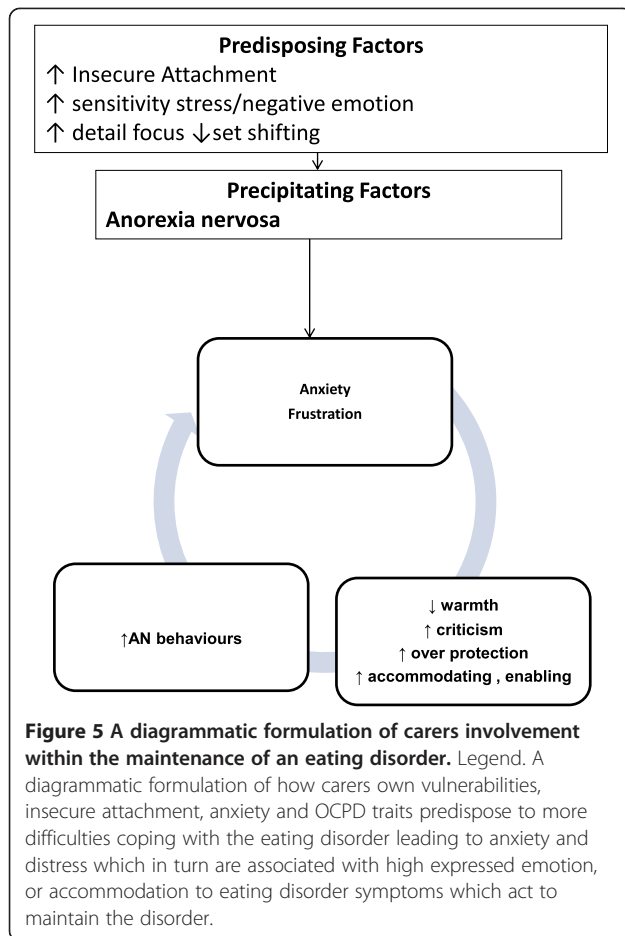
communication difficulties) appear to be familial vulnerability traits and so have a wider effect by causing a maladaptive response by family members. Also social communication deficits develop or are accentuated as a result of starvation which means that interpersonal relationships become more difficult. Thus, three interlocking formulations relating to cognitive, emotional and interpersonal style may be needed to encapsulate the illness and plan treatment.

Translational treatment implications

Psycho education

This model is a useful heuristic to help patients and their families understand the illness, the role that they can play in causing the illness to persist and how treatment can be managed and directed. Firstly, patients and their families can be helped to understand the many factors that contribute to the illness and which become entwined in a complex manner when the symptoms themselves either alter brain function and so make the individual less capable of change or cause others to react in ways that maybe unhelpful.

Patients and family members may find it helpful to know that the strength in detail, can become problematic when combined with weakened set shifting in the ill state. Also, when patients and families understand how their automatic attention and interpretation mode is biased towards the negative, they can appreciate that



their judgments about themselves and the world may be skewed. Furthermore, painful miscommunication can occur because social communication is attenuated by starvation induced, inefficient brain function. Thus their ability to have a balanced appraisal of the emotional state and intentions of themselves and others is weakened.

Therapeutic relationship

A common ingredient of many forms of psychotherapy used to treat people with EDs, is the development of a good working alliance and reflective listening to help the individual obtain a more realistic and holistic view of the world and themselves. However, one or three hours a week of therapy is a minimal input compared to the 20 hours a week or more of contact time that most parents/carers have with their offspring [79]. Thus, if families can be helped to develop more effective forms of social communication, this may help them facilitate a restoration of nutritional balance.

In our experience families and therapists find that this conceptualization and explanation of the brain based factors underpinning ED behaviours with an emphasis on the cognitive and social facets of the illness, rather

than food alone, can build a more collaborative, inclusive approach. This serves as the rationale to explain why it is helpful to reduce the critical and dominating communication style, which is an understandable reaction to the frustrations of the illness, and instead use a style which elicits a positive self concept by increasing warmth and listening and selectively attending to healthy behaviours rather than anorexia talk. Teaching parents the basic skills of motivational interviewing (MI), such as reflective listening with affirmations and differential attention to “change talk” fosters this communication style. The complex reflections, which are a key part of MI, are a form of theory of mind intervention, in that they seek to encapsulate the gist of the other person’s beliefs motivations and drives. Carers (professional and family members) can model high quality listening and communication. Affirmations serve to allow the individual with an ED to have a positive self image in mind. Improving communication within the family can be generalised to a wider social network. We have found that it is possible for carers to develop high levels of these skills.

Specific interventions

We have developed a talking therapy (Maudsley Model of Anorexia Nervosa, MANTRA) based on the cognitive-interpersonal model of AN. This manual-based treatment has been pilot-tested in a case series [80] and a small randomized controlled trial [81]. However, like all forms of talking treatments MANTRA targets complex aspects of brain function which are impaired with a severe and /or chronic form of illness. To improve outcomes further, adjunctive strategies may be needed which use interventions that target some of these brain mechanisms more directly. Examples of these include attention training protocols that have been used to modify threat-related attentional biases in anxiety disorders [82,83] (Renwick et al., in press). The use of pharmacological approaches to supplement psychological interventions for EDs may be of value. For example, oxytocin may enhance the effectiveness of social interventions [84] and promote affiliation and the formation of positive bonding. Finally, neuromodulatory treatments which improve focal brain activation may also have potential [85].

Conclusion

We have summarised and evaluated the new evidence relating to the cognitive interpersonal model of AN. The key concepts of the model have been clarified and the constructs relating to cognitive, socio-emotional and interpersonal relationships have been more clearly defined, including aspects that pertain to all ED and those that are specific to AN. Primary strengths in detail and vulnerabilities in social and emotional processing may increase the potency of social pressures during adolescence a critical

stages of development. These in combination with reduced set shifting allow the illness to take a hold. The secondary consequences of the illness (intra and interpersonal) accentuate these difficulties and cause the illness to persist. There are three sub formulations within the model which can be used to guide treatment. Involving close others, irrespective of individual's age, is helpful as social and interpersonal reactions are central to the model. New treatments specifically targeted to aspects of the model may improve outcomes.

Competing interests

The authors declare that they have no competing interests.

Authors' contribution

Both authors have contributed to the manuscript and have read and approved the final draft.

Received: 21 December 2012 Accepted: 3 February 2013

Published: 15 April 2013

References

1. Fisher CA, Hetrick SE, Rushford N: **Family therapy for anorexia nervosa.** *Cochrane Database Syst Rev* 2010(4):CD004780. Epub 2010/04/16.
2. Lock J, Le Grange D, Agras WS, Moye A, Bryson SW, Jo B: **Randomized clinical trial comparing family-based treatment with adolescent-focused individual therapy for adolescents with anorexia nervosa.** *Arch Gen Psychiatry* 2010, **67**(10):1025–1032. Epub 2010/10/06.
3. Stiles-Shields C, Hoste RR, Doyle PM, Le Grange D: **A review of family-based treatment for adolescents with eating disorders.** *RRCT* 2012, **7**(2):133–140. Epub 2012/02/23.
4. Treasure J, Russell G: **The case for early intervention in anorexia nervosa: theoretical exploration of maintaining factors.** *Br. J. Psychiatry: J Ment Sci* 2011, **199**(1):5–7. Epub 2011/07/02.
5. Crane AM, Roberts ME, Treasure J: **Are obsessive-compulsive personality traits associated with a poor outcome in anorexia nervosa? A systematic review of randomized controlled trials and naturalistic outcome studies.** *Int J Eat Disorder* 2007, **40**(7):581–588. Epub 2007/07/04.
6. Anckarsater H, Hofvander B, Billstedt E, Gillberg IC, Gillberg C, Wentz E, et al: **The sociocommunicative deficit subgroup in anorexia nervosa: autism spectrum disorders and neurocognition in a community-based, longitudinal study.** *Psychol Med* 2012, **42**(9):1957–1967. Epub 2011/12/22.
7. Craig P, Dieppe P, Macintyre S, Michie S, Nazareth I, Petticrew M: **Developing and evaluating complex interventions: the new Medical Research Council guidance.** *BMJ* 2008, **337**:a1655. Epub 2008/10/01.
8. Anderlueh MB, Tchanturia K, Rabe-Hesketh S, Treasure J: **Childhood obsessive-compulsive personality traits in adult women with eating disorders: defining a broader eating disorder phenotype.** *Am. J. Psych* 2003, **160**(2):242–247. Epub 2003/02/04.
9. Jacobi C, Hayward C, De Zwaan M, Kraemer HC, Agras W: **Coming to Terms With Risk Factors for Eating Disorders: Application of Risk Terminology and Suggestions for a General Taxonomy.** *Psychol Bull* 2004, **130**(1):19–65.
10. Roberts ME, Tchanturia K, Treasure JL: **Exploring the neurocognitive signature of poor set-shifting in anorexia and bulimia nervosa.** *J Psychiatr Res* 2010, **44**(14):964–970.
11. Roberts ME, Tchanturia K, Treasure JL: **Is attention to detail a similarly strong candidate endophenotype for anorexia nervosa and bulimia nervosa?** *World J Biol Psychiat: J World Federation Soc Bio Psych* 2012. Epub 2012/01/24.
12. Kanakam N, Treasure J: **A review of cognitive neuropsychiatry in the taxonomy of eating disorders: State, trait, or genetic?** *Cogn Neuropsychiatry* 2012. Epub 2012/09/22.
13. Alexander-Bloch A, Lambiotte R, Roberts B, Giedd J, Gogtay N, Bullmore E: **The discovery of population differences in network community structure: new methods and applications to brain functional networks in schizophrenia.** *Neuroimage* 2012, **59**(4):3889–900. Epub 2011/11/29.
14. Tchanturia K, Davies H, Roberts M, Harrison A, Nakazato M, Schmidt U, et al: **Poor cognitive flexibility in eating disorders: examining the evidence using the Wisconsin Card Sorting Task.** *PLoS One* 2012, **7**(1):e28331. Epub 2012/01/19.
15. Tenconi E, Santonastaso P, Degortes D, Bosello R, Titton F, Mapelli D, et al: **Set-shifting abilities, central coherence, and handedness in anorexia nervosa patients, their unaffected siblings and healthy controls: exploring putative endophenotypes.** *J World Federation Soc Bio Psych* 2010, **11**(6):813–23. Epub 2010/05/22.
16. McAnarney ER, Zarcone J, Singh P, Michels J, Welsh S, Litterer T, et al: **Restrictive anorexia nervosa and set-shifting in adolescents: a biobehavioral interface.** *J Adolescent Health: Pub Soc Adolescent Med* 2011, **49**(1). Epub 2011/06/28.
17. Buhren K, Mainz V, Herpertz-Dahlmann B, Schafer K, Kahraman-Lanzerath B, Lente C, et al: **Cognitive flexibility in juvenile anorexia nervosa patients before and after weight recovery.** *J Neural Transm* 2012. Epub 2012/05/31.
18. Stedal K, Rose M, Frampton I, Landro NI, Lask B: **The neuropsychological profile of children, adolescents, and young adults with anorexia nervosa.** *Arch Clin Neuropsych: J Nat Acad Neuropsych* 2012, **27**(3):329–37. Epub 2012/03/15.
19. Shott ME, Filoteo JV, Bhatnagar KA, Peak NJ, Hagman JO, Rockwell R, et al: **Cognitive Set-Shifting in Anorexia Nervosa.** *Eur Eat Disord Rev: J Eating Disorders Assoc* 2012. Epub 2012/04/12.
20. Holliday J, Tchanturia K, Landau S, Collier D, Treasure J: **Is impaired set-shifting an endophenotype of anorexia nervosa?** *Am J Psychiatry* 2005, **162**:2269–2275.
21. Kothari R, Solmi F, Treasure J, Micali N: **The neuropsychological profile of children at high risk of developing an eating disorder.** *Psychol Med* 2012:1–12. Epub 2012/10/02.
22. Zastrow A, Kaiser S, Stippich C, Walther S, Herzog W, Tchanturia K, et al: **Neural correlates of impaired cognitive-behavioral flexibility in anorexia nervosa.** *Am. J. Psych* 2009, **166**(5):608–16. Epub 2009/02/19.
23. Marsh R, Steinglass JE, Gerber AJ, Graziano O'Leary K, Wang Z, Murphy D, et al: **Deficient activity in the neural systems that mediate self-regulatory control in bulimia nervosa.** *Arch Gen Psychiatr* 2009, **66**(1):51–63. Epub 2009/01/07.
24. Chase EA, Tait DS, Brown VJ: **Lesions of the orbital prefrontal cortex impair the formation of attentional set in rats.** *Eur J Neurosci* 2012, **36**(3):2368–75. Epub 2012/06/08.
25. Stoet G, Snyder LH: **Neural correlates of executive control functions in the monkey.** *Trends Cogn Sci* 2009, **13**(5):228–34. Epub 2009/04/14.
26. Meyza KZ, Defensor EB, Jensen AL, Corley MJ, Pearson BL, Pobbe RL, et al: **The BTBR T(+)tf/J mouse model for autism spectrum disorders-in search of biomarkers.** *Behav Brain Res* 2012. Epub 2012/09/11.
27. Amodeo DA, Jones JH, Sweeney JA, Ragozzino ME: **Differences in BTBR T + tf/J and C57BL/6J mice on probabilistic reversal learning and stereotyped behaviors.** *Behav Brain Res* 2012, **227**(1):64–72. Epub 2011/11/08.
28. Lopez C, Tchanturia K, Stahl D, Booth R, Holliday J, Treasure J: **An examination of the concept of central coherence in women with anorexia nervosa.** *Int J Eating Disorders* 2008, **41**(2):143–52. Epub 2007/10/17.
29. Harrison A, Tchanturia K, Naumann U, Treasure J: **Social emotional functioning and cognitive styles in eating disorders.** *Br J Clin Psychol* 2012, **51**(3):261–79. Epub 2012/07/19.
30. Lopez C, Tchanturia K, Stahl D, Treasure J: **Weak central coherence in eating disorders: a step towards looking for an endophenotype of eating disorders.** *J Clin Exp Neuropsych* 2009, **31**(1):117–25. Epub 2008/07/09.
31. Kanakam N, Raoult C, Collier D, Treasure J: **Set shifting and central coherence as neurocognitive endophenotypes in eating disorders: A preliminary investigation in twins.** *World J Biol Psychia: J World Federation Soc Bio Psych* 2012. Epub 2012/05/29.
32. Karwautz A, Wagner G, Waldherr K, Nader I, Fernandez-Aranda F, Estivill X, et al: **Gene-environment interaction in anorexia nervosa: Relevance of non-shared environment and the serotonin transporter gene.** *Mol Psych* 2011, **16**(6):590–2.
33. Fairburn CG, Cooper Z, Doll HA, Welch SL: **Risk factors for anorexia nervosa: three integrated case-control comparisons.** *Arc Gen Psych* 1999, **56**(5):468–76. Epub 1999/05/08.
34. McKnight R, Boughton N: **A patient's journey. Anorexia nervosa.** *BMJ* 2009, **339**:b3800. Epub 2009/09/26.
35. Karwautz A, Rabe-Hesketh S, Hu X, Zhao J, Sham P, Collier DA, et al: **Individual-specific risk factors for anorexia nervosa: a pilot study using a discordant sister-pair design.** *Psych Med* 2001, **31**(2):317–29. Epub 2001/03/10.

36. Krug I, Penelo E, Fernandez-Aranda F, Anderlueh M, Bellodi L, Cellini E, et al: **Low social interactions in eating disorder patients in childhood and adulthood: A multi-centre European case control study.** *J Health Psych* 2012, **2012**:2012. Epub 2012/04/12.
37. Kim Y-R, Heo SY, Kang H: **Song KJ, Treasure J. Childhood risk factors in Korean women with anorexia nervosa: Two sets of case-control studies with retrospective comparisons.** *Int J Eating Disorders*. 2010, **43**(7):589-95.
38. Adambeagan M, Wagner G, Nader IW, Fernandez-Aranda F, Treasure J, Karwautz A: **Internalizing and externalizing behaviour problems in childhood contribute to the development of anorexia and bulimia nervosa—a study comparing sister pairs.** *Eu Eating Disorders Rev: J Eating Disorders Assoc* 2012, **20**(2):116-20. Epub 2011/08/10.
39. Swinbourne J, Hunt C, Abbott M, Russell J, St Clare T, Touyz S: **The comorbidity between eating disorders and anxiety disorders: prevalence in an eating disorder sample and anxiety disorder sample.** *Aust Nz J Psychia* 2012, **46**(2):118-31. Epub 2012/02/09.
40. Wentz E, Gillberg IC, Anckarsater H, Gillberg C, Rastam M: **Adolescent-onset anorexia nervosa: 18-year outcome.** *Br. J. Psychiatry: J Men Sci* 2009, **194**(2):168-74. Epub 2009/02/03.
41. Menzel JE, Schaefer LM, Burke NL, Mayhew LL, Brannick MT, Thompson JK: **Appearance-related teasing, body dissatisfaction, and disordered eating: A meta-analysis.** *Body Image* 2010, **7**(4):261-70. Epub 2010/07/27.
42. Adenzato M, Todisco P, Ardito RB: **Social cognition in anorexia nervosa: evidence of preserved theory of mind and impaired emotional functioning.** *PLoS One* 2012, **7**(8):e44414. Epub 2012/09/07.
43. Tiller JM, Sloane G, Schmidt U, Troop N, Power M, Treasure JL: **Social support in patients with anorexia nervosa and bulimia nervosa.** *Int J Eating disorders* 1997, **21**(1):31-8. Epub 1997/01/01.
44. Oldershaw A, Dejong H, Hambrook D, Broadbent H, Tchanturia K, Treasure J, et al: **Emotional Processing Following Recovery from Anorexia Nervosa.** *Eu Eating Disorders Rev: J Eating Disorders Assoc* 2012. Epub 2012/01/14.
45. Zucker NL, Losh M, Bulik CM, LaBar KS, Piven J, Pelphrey KA: **Anorexia nervosa and autism spectrum disorders: guided investigation of social cognitive endophenotypes.** *Psychol Bull* 2007, **133**(6):976-1006. Epub 2007/10/31.
46. Cserjesi R, Vermeulen N, Lenard L, Luminet O: **Reduced capacity in automatic processing of facial expression in restrictive anorexia nervosa and obesity.** *Psychia Res* 2011, **188**(2):253-7. Epub 2011/01/07.
47. Harrison A, Sullivan S, Tchanturia K, Treasure J: **Attentional bias, emotion recognition and emotion regulation in anorexia: state or trait?** *Bio Psychia* 2010, **68**(8):755-61.
48. Harrison A, Sullivan S, Tchanturia K, Treasure J: **Emotional functioning in eating disorders: attentional bias, emotion recognition and emotion regulation.** *Psychol Med* 2010, **40**(11):1887-97. Epub 2010/01/28.
49. Cardi V, Matteo RD, Corfield F, Treasure J: **Social reward and rejection sensitivity in eating disorders: An investigation of attentional bias and early experiences.** *World J Biol Psychia: J World Federation Soc Bio Psychia* 2012. Epub 2012/03/20.
50. Watson KK, Werling DM, Zucker NL, Platt ML: **Altered social reward and attention in anorexia nervosa.** *Front Psychol* 2010, **1**:36. Epub 2010/01/01.
51. Oldershaw A, Hambrook D, Stahl D, Tchanturia K, Treasure J, Schmidt U: **The socio-emotional processing stream in Anorexia Nervosa.** *Neurosci Biobehav Rev* 2011, **35**(3):970-88. Epub 2010/11/13.
52. Dejong H, Van den Eynde F, Broadbent H, Kenyon MD, Lavender A, Startup H, et al: **Social cognition in bulimia nervosa: A systematic review.** *Eu Psychia: J Assoc Eu Psychia* 2011. Epub 2011/09/17.
53. Kenyon M, Samarawickrema N, Dejong H, Van den Eynde F, Startup H, Lavender A, et al: **Theory of mind in bulimia nervosa.** *Int J Eating Disorders*. 2012, **45**(3):377-84. Epub 2012/01/04.
54. Oldershaw A, Hambrook D, Tchanturia K, Treasure J, Schmidt U: **Emotional theory of mind and emotional awareness in recovered anorexia nervosa patients.** *Psychosom Med* 2010, **72**(1):73-9. Epub 2009/12/10.
55. Kucharska-Pietura K, Nikolaou V, Masiak M, Treasure J: **The recognition of emotion in the faces and voice of anorexia nervosa.** *Int J Eating Disorders*. 2004, **35**(1):42-7. Epub 2004/01/06.
56. Zucker N, Moskovich A, Bulik CM, Merwin R, Gaddis K, Losh M, et al: **Perception of affect in biological motion cues in anorexia nervosa.** *Int J Eating Disorders*. 2012. Epub 2012/10/31.
57. Davies H, Schmidt U, Stahl D, Tchanturia K: **Evoked facial emotional expression and emotional experience in people with anorexia nervosa.** *Int J Eating Disorders*. 2011, **44**(6):531-9. Epub 2010/10/20.
58. Claes L, Jimenez-Murcia S, Santamaria JJ, Moussa MB, Sanchez I, Forcano L, et al: **The facial and subjective emotional reaction in response to a video game designed to train emotional regulation (playmancer).** *Eu Eating Disorders Rev: J Eating Disorders Assoc* 2012, **20**(6):484-9. Epub 2012/10/26.
59. Russell TA, Schmidt U, Doherty L, Young V, Tchanturia K: **Aspects of social cognition in anorexia nervosa: affective and cognitive theory of mind.** *Psychiatry Res* 2009, **168**(3):181-5. Epub 2009/05/27.
60. Gillberg IC, Billstedt E, Wentz E, Anckarsater H, Rastam M, Gillberg C: **Attention, executive functions, and mentalizing in anorexia nervosa eighteen years after onset of eating disorder.** *J Clin Exp Neuropsychol* 2010, **32**(4):358-65. Epub 2009/10/27.
61. Rozenstein MH, Latzer Y, Stein D, Eviatar Z: **Perception of emotion and bilateral advantage in women with eating disorders, their healthy sisters, and nonrelated healthy controls.** *J Affect Disorder* 2011, **134**(1-3):386-95. Epub 2011/07/16.
62. Eshkevari E, Rieger E, Longo MR, Haggard P, Treasure J: **Increased plasticity of the bodily self in eating disorders.** *Psych Med* 2012, **42**(4):819-28. Epub 2011/10/25.
63. Hatch A, Madden S, Kohn MR, Clarke S, Touyz S, Gordon E, et al: **EEG in adolescent anorexia nervosa: impact of refeeding and weight gain.** *Int J Eating Disorders* 2011, **44**(1):65-75. Epub 2010/01/12.
64. McAdams CJ, Krawczyk DC: **Impaired neural processing of social attribution in anorexia nervosa.** *Psychia Res* 2011, **194**(1):54-63. Epub 2011/08/30.
65. Cowdrey FA, Harmer CJ, Park RJ, McCabe C: **Neural responses to emotional faces in women recovered from anorexia nervosa.** *Psychia Res* 2012, **201**(3):190-5. Epub 2012/04/03.
66. Powell J, Lewis PA, Roberts N, Garcia-Finana M, Dunbar RI: **Orbital prefrontal cortex volume predicts social network size: an imaging study of individual differences in humans.** *Proc Bio Sci/Royal Soc* 2012, **279**(1736):2157-62. Epub 2012/02/03.
67. Dunbar R: **Psychology. Evolution of the social brain.** *Science* 2003, **302**(5648):1160-1. Epub 2003/11/15.
68. Freebairn TM, Dunbar RI, Ord TJ: **Social complexity as a proximate and ultimate factor in communicative complexity.** *Philos Trans R Soc Lond B Biol Sci London Series B, Biol Sci* 2012, **367**(1597):1785-801. Epub 2012/05/30.
69. Lawson EA, Donoho DA, Blum JJ, Meenaghan EM, Misra M, Herzog DB, et al: **Decreased nocturnal oxytocin levels in anorexia nervosa are associated with low bone mineral density and fat mass.** *J Clin Psychia* 2011, **72**(11):1546-51. Epub 2011/09/10.
70. Demitrack MA, Lesem MD, Listwak SJ, Brandt HA, Jimerson DC, Gold PW: **CSF oxytocin in anorexia nervosa and bulimia nervosa: clinical and pathophysiological considerations.** *Am J Psychia* 1990, **147**(7):882-6. Epub 1990/07/01.
71. Lawson EA, Holsen LM, Santin M, Meenaghan E, Eddy KT, Becker AE, et al: **Oxytocin secretion is associated with severity of disordered eating psychopathology and insular cortex hypoactivation in anorexia nervosa.** *J Clin Endocrinol Metab* 2012, **97**(10):E1898-908. Epub 2012/08/09.
72. Sternheim L, Startup H, Pretorius N, Johnson-Sabine E, Schmidt U, Channon S: **An experimental exploration of social problem solving and its associated processes in anorexia nervosa.** *Psychia Res* 2012, **200**(2-3):524-9. Epub 2012/07/20.
73. Zabala MJ, Macdonald P, Treasure J: **Appraisal of caregiving burden, expressed emotion and psychological distress in families of people with eating disorders: a systematic review.** *Eu Eating Disorders Rev: J Eating Disorders Assoc* 2009, **17**(5):338-49. Epub 2009/04/16.
74. Treasure J, Sepulveda AR, MacDonald P, Whitaker W, Lopez C, Zabala M, et al: **The assessment of the family of people with eating disorders.** *Eu Eating Disorders Rev: J Eating Disorders Assoc* 2008, **16**(4):247-55. Epub 2008/02/02.
75. Sepulveda AR, Kyriacou O, Treasure J: **Development and validation of the accommodation and enabling scale for eating disorders (AESED) for caregivers in eating disorders.** *BMC Health Services Res* 2009, **9**:171. Epub 2009/09/25.
76. Grover M, Naumann U, Mohammad-Dar L, Glennon D, Ringwood S, Eisler I, et al: **A randomized controlled trial of an Internet-based cognitive-behavioural skills package for carers of people with anorexia nervosa.** *Psych Med* 2011:1-11. Epub 2011/07/08.
77. Grover M, Williams C, Eisler I, Fairbairn P, McCloskey C, Smith G, et al: **An off-line pilot evaluation of a web-based systemic cognitive-behavioural**

- intervention for carers of people with anorexia nervosa. *Int J Eating Disorders* 2011, **44**(8):708–15. Epub 2011/11/11.
78. Goddard E, Macdonald P, Sepulveda AR, Naumann U, Landau S, Schmidt U, et al: **Cognitive interpersonal maintenance model of eating disorders: intervention for carers.** *Brit J Psychia: J Men Sci* 2011, **199**(3):225–31. Epub 2011/07/06.
79. Raenker S, Hibbs R, Goddard E, Naumann U, Arcelus J, Ayton A, et al: **Caregiving and coping in carers of people with anorexia nervosa admitted for intensive hospital care.** *Int J Eating Disorders* 2012. Epub 2012/10/31.
80. Wade TD, Treasure J, Schmidt U: **A case series evaluation of the Maudsley Model for treatment of adults with anorexia nervosa.** *Eu Eating Disorders Rev: J Eating Disorders Assoc* 2011. Epub 2011/02/01.
81. Schmidt U, Oldershaw A, Jichi F, Sternheim L, Startup H, McIntosh V, et al: **Out-patient psychological therapies for adults with anorexia nervosa: randomised controlled trial.** *Brit J Psychiat: J Men Sci* 2012, **201**:392–9. Epub 2012/09/22.
82. MacLeod C, Mathews A: **Cognitive bias modification approaches to anxiety.** *Annu Rev Clin Psycho* 2012, **8**:189–217. Epub 2011/11/01.
83. Beard C, Sawyer AT, Hofmann SG: **Efficacy of attention bias modification using threat and appetitive stimuli: a meta-analytic review.** *Behav Ther* 2012, **43**(4):724–40. Epub 2012/10/11.
84. Meyer-Lindenberg A, Domes G, Kirsch P, Heinrichs M: **Oxytocin and vasopressin in the human brain: social neuropeptides for translational medicine.** *Nat Rev Neurosci* 2011, **12**(9):524–38. Epub 2011/08/20.
85. Van den Eynde F, Guillaume S, Broadbent H, Campbell IC, Schmidt U: **Repetitive transcranial magnetic stimulation in anorexia nervosa: A pilot study.** *Eu Psychiat: J Assoc Eu Psychiat* 2011. Epub 2011/09/02.

doi:10.1186/2050-2974-1-13

Cite this article as: Treasure and Schmidt: The cognitive-interpersonal maintenance model of anorexia nervosa revisited: a summary of the evidence for cognitive, socio-emotional and interpersonal predisposing and perpetuating factors. *Journal of Eating Disorders* 2013 1:13.

**Submit your next manuscript to BioMed Central
and take full advantage of:**

- Convenient online submission
- Thorough peer review
- No space constraints or color figure charges
- Immediate publication on acceptance
- Inclusion in PubMed, CAS, Scopus and Google Scholar
- Research which is freely available for redistribution

Submit your manuscript at
www.biomedcentral.com/submit

