

UCSF

UC San Francisco Previously Published Works

Title

The Dose Response: Perceptions of People Living with HIV in the United States on Alternatives to Oral Daily Antiretroviral Therapy.

Permalink

<https://escholarship.org/uc/item/4qm1b4jd>

Journal

AIDS research and human retroviruses, 36(4)

ISSN

0889-2229

Authors

Dubé, Karine
Eskaf, Shadi
Evans, David
[et al.](#)

Publication Date

2020-04-01

DOI

10.1089/aid.2019.0175

Peer reviewed

SOCIO-BEHAVIORAL RESEARCH – FULL MANUSCRIPT

The Dose Response: Perceptions of People Living with HIV in the United States on Alternatives to Oral Daily Antiretroviral Therapy

Running Head

Perceived improvements above oral daily ART

Authors

Karine Dubé^{1,7}, Shadi Eskaf², David Evans³, John Saucedo⁴, Parya Saberi⁴, Brandon Brown⁵, Dawn Averitt^{6,7}, Krista Martel^{6,7}, Maria Meija⁸, Danielle Campbell³, Liz Barr⁹, John Kanazawa¹, Kelly Perry¹, Hursch Patel¹, Stuart Luter¹, Tonia Poteat^{7,10}, Judith D. Auerbach^{6,7,11}, David A. Wohl¹²

Affiliations

¹ UNC Gillings School of Global Public Health Chapel Hill, NC, United States;

karine_dube@med.unc.edu; john@jtkiplaw.com; perryke@email.unc.edu;

hursch@live.unc.edu; sgluter@live.unc.edu

² UNC School of Government, Chapel Hill, NC, United States; eskaf@sog.unc.edu

³ Delaney AIDS Research Enterprise (DARE) Community Advisory Board, Los Angeles, CA United States; devrex@gmail.com; ms.danielle.campbell@gmail.com

⁴ Center for AIDS Prevention Studies (CAPS), Division of Prevention Sciences, University of California, San Francisco, San Francisco, CA, United States; John.Saucedo@ucsf.edu;

Parya.Saberi@ucsf.edu

⁵ Center for Healthy Communities, Department of Social Medicine, Population and Public Health, University of California, Riverside School of Medicine, Riverside, CA, United States; brandon.brown@medsch.ucr.edu

⁶ The Well Project, Norwich, VT; Brooklyn, NY; San Francisco, CA, United States;

dawnaveritt@gmail.com; kmartel@thewellproject.org; Judith.Auerbach@ucsf.edu

⁷ Women's Research Initiative on HIV/AIDS (WRI), Chapel Hill, NC; Norwich, VT; Brooklyn, NY; San Francisco, CA; United States; karine_dube@med.unc.edu;

dawnaveritt@gmail.com; kmartel@thewellproject.org; tonia_poteat@med.unc.edu;

Judith.Auerbach@ucsf.edu

⁸ The Well Project Community Advisory Board, Tamarac, FL, United States;

mariahiv1111@yahoo.com

⁹ AIDS Clinical Trials Group (ACTG) Community Scientific Subcommittee Representative, Baltimore, MD, United States; barrlizbarr@gmail.com

¹⁰ UNC Department of Social Medicine, School of Medicine, Chapel Hill, NC, United States; tonia_poteat@med.unc.edu

¹¹ School of Medicine, University of California, San Francisco, San Francisco, CA, United States; Judith.Auerbach@ucsf.edu

¹² Institute of Global Health and Infectious Diseases (IGHID), University of North Carolina, Chapel Hill, NC, United States; david_wohl@med.unc.edu

Corresponding Author

Karine Dubé, DrPH

Assistant Professor

Public Health Leadership Program

UNC Gillings School of Global Public Health

McGavran Greenberg Hall

Campus Box 7469

Chapel Hill, NC 27599-7469

Email: karine_dube@med.unc.edu

Keywords

Antiretroviral therapy (ART), oral daily ART, long-acting ART, HIV cure research, HIV remission, people living with HIV, United States

Target Journal

- *AIDS Research and Human Retroviruses*

Abstract

Introduction: There are two concurrent and novel major research pathways toward strategies for HIV control: 1) long-acting ART formulations, and 2) research aimed at conferring sustained antiretroviral therapy (ART)-free HIV remission, considered a step towards an HIV cure. The importance of perspectives from people living with HIV on the development of new modalities is high but data are lacking.

Methods: We administered an online survey in which respondents selected their likelihood of participation or non-participation in HIV cure/remission research based on potential risks and perceived benefits of these new modalities. We also tested the correlation between perceptions of potential risks and benefits with preferences of virologic control strategies and/or responses to scenario choices, while controlling for respondent characteristics.

Results: Of the 282 eligible respondents, 42% would be willing to switch from oral daily ART to long-acting ART injectables or implantables taken at 6 month intervals, and 24% to a hypothetical ART-free remission strategy. We found statistically significant gender differences in perceptions of risk and preferences of HIV control strategies, and possible psychosocial factors that could mediate willingness to switch to novel HIV treatment or remission options.

Discussion: Our study yielded data on possible desirable product characteristics for future HIV treatment and remission options. Findings also revealed differences in motivations and preferences across gender and other socio-demographic characteristics that may be actionable as part of research recruitment efforts. The diversity of participant perspectives reveals the need to provide a variety of therapeutic options to PLWHIV and to acknowledge their diverse experiential expertise when developing novel HIV therapies.

Introduction

The development of oral combined antiretroviral therapy (ART) has transformed the HIV epidemic in the United States (U.S.) and many other countries by allowing people living with HIV (PLWHIV) to mitigate AIDS-related complications and prevent HIV transmission [1][2]. Most PLWHIV take single-pill combination ART regimens and lead lives minimally encumbered by HIV-related side effects [3]. Several highly effective classes of ART require daily dosing [4]. However, sustained high levels of ART adherence remains a challenge and does not lead to cure [3][5]. Two simultaneous major advances in HIV therapeutics are occurring: 1) long-acting (e.g., 1/month) ART formulations, which will soon be available in clinics across the U.S. and elsewhere[6], and 2) progress in global research aimed at conferring sustained ART-free HIV remission, with over 250 ongoing or completed clinical trials [7][8].

Long-acting ART should address some challenges with daily oral therapy (e.g., pill fatigue and other barriers to medication adherence) [9][10][11]. Possible advantages include: simplified dosing schedules, decreased side effects, enhanced quality of life, and/or mental well-being [9][10][12]. Long-acting ART may also provide advantages to specific populations (e.g., homeless or unstably housed individuals and those with mental illness who have difficulty accessing daily ART). Drawbacks include the need for patients to adhere to clinic visits for injections or implants. Two long-acting intramuscular injectable agents are currently in Phase III drug development trials, including cabotegravir (CAB) and rilpivirine (RPV), which are co-administered monthly or bi-monthly [6]. Long-acting ART could be available in U.S. clinics as early as 2020.

Products aimed at conferring sustained ART-free HIV remission are concurrently under early-phase investigation. These HIV remission research strategies include, but are not limited to: early ART, immune-based strategies, stem cell transplantations, gene editing approaches, and latency reversing agents. These may be used alone or in combination [5]. The aim of these approaches would be to temporarily or permanently allow PLWHIV to discontinue ART while maintaining viral suppression. HIV remission studies represent an inverted scenario from the early days of the HIV epidemic when PLWHIV joined clinical trials in the hope of staying alive [13][14][15]). Nowadays, PLWHIV are asked to take risks to advance HIV remission science without expectation of direct clinical benefits [16][17].

The importance of patient perspectives in HIV treatment and remission development is becoming clearer, as research on HIV therapies is an increasingly crowded field with newly emerging and complex product profiles [18]. Regulatory agencies such as the U.S. Food and Drug Administration (FDA) prioritize patient preference in the drug development process [19]. In 2014, the FDA's Patient-Focused Drug Development Initiative on HIV remission research released the *Voice of the Patient* report providing testimonials from PLWHIV and community advocates on the impact of HIV and its management [20]. Findings from this report could be enhanced by incorporating scientific evidence on preferences from a broader community of PLWHIV [21].

We previously published data regarding patient willingness to participate and take risks in various types of HIV remission research in the U.S. [16][22]. Nevertheless, we know little about the perceptions of PLWHIV regarding emerging HIV therapies (e.g., long-acting ART or HIV remission strategies). Therefore, we undertook a survey intended to quantify preferences around various HIV treatment or remission options. We focused on desirable product characteristics (i.e. acceptable risks or benefits) from the perspectives of a diverse sample of adults living with HIV in the U.S. The primary survey outcome was respondents' preferences for virologic control strategies ("HIV control strategies"). These HIV control strategies included: oral daily ART versus long-acting ART injectables, or implantables versus a hypothetical ART-free HIV remission strategy. We also tested whether the perceived risks and benefits in HIV remission research differentially influenced participant willingness. Finally, we examined: 1) whether specific characteristics of HIV treatment and remission options affected likelihood of participating in research and to accept new regimens, and 2) how preferences varied by demographic and health status characteristics. For consistency, in the survey we used the term 'treatment' to refer to ART, while we used the National Institutes of Health (NIH)-endorsed term 'remission' to denote research towards an HIV cure [8]. By HIV control strategies, we mean the three strategies aimed at keeping HIV suppressed – such as continuous systemic oral ART, continuous systemic long-acting ART, and non-ART remission.

Methods

From May to August 2018, we administered an online, nationwide survey via Qualtrics (Provo, Utah), using a cross-sectional design. Survey questions were developed in

collaboration with community members (DA, KM, MM, DC) and included extensive review and pilot testing. Due to funding and Institutional Review Board (IRB) restrictions, the survey focused on a U.S. sample of PLWHIV. Survey participant inclusion criteria were: at least 18 years of age, living with HIV, willing to give their opinion on HIV treatment and ART-free HIV remission research strategies and remission options, and living in the U.S. or its territories. ART status was not used as an inclusion criteria. Participants had to check a box certifying they met all eligibility criteria. There were no stated exclusion criteria. Participants self-reported their state of residence. While no mechanism was programmed to prevent survey participation from outside of the U.S., only U.S.-based groups were asked to join our sampling approach (details below).

We recruited participants via a convenience sample of PLWHIV who had subscribed to HIV treatment and cure listservs. These included: immune-based therapy (IBT), the Martin Delaney Collaboratories Towards an HIV Cure Community Advisory Boards (MDC CABs), the AIDS Clinical Trials Group (ACTG), the AIDS Treatment Activists Coalition (ATAC), The Body, POZ, and the Forum for Collaborative Research. In an effort to increase representation of women and people of color, the survey was also advertised on listservs hosted by The Well Project and the Positive Women's Network-USA (PWN-USA), whose constituencies include cisgender and transgender women living with HIV in the U.S. [22][23]. Recruitment posts referenced advancing social sciences related to HIV treatment and ART-free remission-related research. To incentivize participation, one in ten participants were randomly chosen to receive a \$20 U.S. Visa® gift card. Prospective participants were informed that they should begin the survey only if they could dedicate time to complete all the questions in one sitting. All participants completed an online informed consent form. The survey was approved by The University of North Carolina at Chapel Hill Non-Biomedical IRB (study #17 – 3084).

Measures

Respondent characteristics: The survey included questions related to demographics, current health status and HIV medication, opinions and experiences about current HIV medications, and past participation in HIV research.

Risk-aversion vs. benefit-inclination for participation in HIV remission studies:

Respondents selected their likelihood of participation in ART-free HIV remission research based on 25 specific potential clinical or social risks on a 5-point Likert scale. Similarly, they rated 16 potential social, psychological, emotional, or supportive benefits that would increase their willingness to participate in HIV remission research on a 5-point Likert scale. To represent the likelihood of participation in ART-free HIV remission research, two composite scores were created based on each respondent's overall relative risk aversion and benefit-inclination. **Composite scores** were percentile rankings of each individual's aggregated responses to the risk and benefit questions relative to all other survey respondents. **Relative risk aversion** was the percentage of all other survey respondents who had lower risk-averse responses cumulative over all risk questions (except for two questions related to child-bearing due to gender/sex bias in response). The higher the relative risk aversion score, the more risk-averse respondents were relative to other survey participants. **Relative benefit-inclination** was the percentage of all other survey respondents who had lower benefit-motivated responses cumulative over all benefits questions. The higher the relative benefit-inclination score, the more motivated respondents were by perceived benefits relative to other survey participants. Relative risk aversion and relative benefit-inclination were used as key independent variables in the multivariate regression models.

Perceived improvements over current HIV medication: Respondents were asked to rate the perceived improvement of 12 different potential outcomes of participating in HIV control strategies over their current HIV medication strategy on a 5-point Likert scale.

HIV control strategies: For their preferred HIV control strategy, respondents were asked to make a hypothetical choice between: (A) standard oral daily HIV medications, (B) long-acting ART injectables or implantables that last for one month, two months, or six months, or (C) a new, less understood strategy that might keep HIV in remission for an unspecified "long time." This question was a single categorical variable, treated as the dependent variable in the bivariate and multivariate analyses to test correlations between the mutually exclusive choices in HIV control strategies and other respondent characteristics. "I don't know" responses were recorded in the descriptive summary statistics and removed from bivariate and multivariate analyses.

Scenario choices: The survey listed seven hypothetical scenarios with different ART-free HIV remission strategies having possible negative health consequences in exchange for no longer having to take oral ART. All scenarios started with the prompt: “How likely would you be to choose a new HIV remission strategy over standard daily HIV medication if...” The seven presented scenarios were: 1) no longer taking daily pills, but having to go to the laboratory or clinic more often, 2) no longer taking daily pills, but having a small chance of passing HIV to a sexual partner, 3) taking a new approach with worse initial side effects that would eventually fade, 4) a risk of developing health problems (e.g., cancer) later in life, 5) having to stop taking HIV medications to see if the virus would come back, 6) no increase in life expectancy, and 7) no increase in quality of life. Respondents were asked to choose between the following 5-point Likert scale responses: (1) not at all, (2) somewhat unlikely, (3) neither likely nor unlikely, (4) moderately likely, or (5) very likely (to switch to the new HIV remission strategy) under each scenario. This created an ordinal variable for each scenario and provided the dependent variable in the bivariate and multivariate analyses testing correlations between the increased likelihood to switch to a hypothetical HIV remission strategy and other respondent characteristics. “I don’t know” responses were recorded in the descriptive summary statistics but were removed from bivariate and multivariate analyses.

Acceptable trade-offs: Respondents were asked about the hypothetical acceptability of five different trade-offs to switching to a new HIV remission strategy, using a Likert-type response scale. These five trade-offs were: 1) having injections or infusions every few weeks for several months before they started working, 2) modest temporary changes to one’s appearance, 3) enduring mild to moderate pain, 4) uncertainty about the new strategy working (with the possibility of having to return to standard HIV medication), and 5) changes in mental health status (e.g., anxiety or depression).

We provided definitions of all risks, benefits, improvements, strategies, scenario choices, and trade-offs in lay terms that were vetted by community members (DA, KM, MM, DC). We randomized many categorical responses to prevent anchoring effects. Respondents were not required to answer all survey questions to advance in the survey.

Bivariate Analyses

We ran bivariate correlation tests to determine whether respondent characteristics (i.e., demographics, current health status and HIV medication, and past participation in HIV research) were significantly correlated with preference for HIV control strategy and/or responses to the seven scenario choices.

HIV control strategies: Logistic models were used to test and report the odds ratio of each of the five categorical choices of HIV control strategies against each of the respondent characteristics.

Scenario choices: Ordered logistic models were used to test the bivariate correlations between the ordinal variables measuring the 5-point Likert scale responses to the seven HIV remission scenarios and respondent characteristics. The odds ratio for choosing a higher answer, indicating a greater willingness to switch to a new HIV remission strategy, was calculated for each scenario and respondent characteristic pairing.

For all bivariate analyses, only statistically significant (at the 0.05 level) odds ratios are reported.

Multivariate Analyses

We ran multivariate regression models to test whether perceptions of potential risks and benefits were significantly correlated with preferences for HIV control strategies and/or responses to scenario choices, while controlling for respondent characteristics.

Independent variables throughout were relative risk aversion and benefit-inclination scores and respondent characteristics.

HIV control strategies: We tested associations with the categorical dependent variable of preference for HIV control strategy. Only a small number of people chose long-acting ART taken at 1- or 2-month intervals. Consequently, we combined these responses with long-acting ART taken at 6-month intervals. This combination converted the stated preference for HIV control strategy to three mutually exclusive categorical choices: 1) daily oral ART (n = 20), 2) long-acting ART injectables or implantables taken at 1-, 2- or 6-month intervals (n = 125), or 3) a new ART-free HIV remission strategy (n = 55). A multinomial logit regression model was used to test respondents' relative risk aversion and relative benefit-inclination on their stated preferences, controlling for all other variables. We hypothesized that

respondents with higher relative risk aversion scores and lower relative benefit-inclination scores were more likely to choose oral daily pills over alternative HIV control strategies.

Scenario choices: We tested associations with ordinal dependent variables of the likelihood of being willing to switch to a new remission strategy under each of the seven scenarios. Ordered logistic regression models were used to test respondents' relative risk aversion and relative benefit-inclination on greater willingness to switch to a new HIV remission strategy under each of the scenarios when controlling for all other variables. We hypothesized that higher relative risk aversion scores and lower relative benefit-inclination scores would be associated with less willingness to switch to a new HIV remission strategy under all scenarios.

All statistical analyses were conducted using Stata (version 14, StateCorp, College Station, TX).

Results

Survey Respondents

In total, 282 eligible respondents completed the survey: 63% were cisgender men, 35% cisgender women, 1% transgender women, and 1% did not specify a gender. Participants were racially and ethnically diverse: 65% were White/Caucasian, 24% Black/African American, 4% Asian, 4% multiracial, and 3% other, and 12% had Hispanic heritage. Mean participant age was 47 years, and 86% had at least some college education. Demographic characteristics of survey respondents are summarized in **Table 1**. Due to attrition during the survey, sample sizes declined from $n = 282$ for initial questions to $n = 220$ for final questions. Therefore, 95% confidence intervals (95% CIs) range from $\pm 5.84\%$ to 6.61% for descriptive survey responses.

Descriptive Results and Differences by Gender/Sex

Nearly all survey respondents (99%) were taking ART. Most respondents (87%) were taking once-daily ART, 12% reported taking twice-daily ART, and 1% took ART thrice-daily or more. About 30% reported experiencing side effects from their HIV medications that did not bother them too much, while 10% reported side effects from HIV medications that bothered them a great deal. Over two-thirds (71%) were grateful to have medications that kept them healthy. 47% reported that taking HIV medications made them feel in control of their health. **Table 2** summarizes respondents' experiences with current HIV medications.

When asked to assess their own health status on a scale of 0% (poor) to 100% (excellent), 91% of respondents reported a score $\geq 50\%$ denoting self-perceived good health. The three most common reasons for perceived poor health among the 27 respondents with a health status rating below 50% were: (1) mental health challenges (17/24), (2) ART-related side effects (14/24), and (3) physical illness not related to HIV infection (10/24). Of all the survey respondents, 21% had ever volunteered for an HIV treatment study and 10% had ever volunteered for an HIV remission study. The most-stated reason respondents did not participate in HIV remission research was not knowing about studies (71%), followed by transportation issues (16%) and ineligibility (16%) (**Table 3**).

Risk-aversion for participation in HIV remission studies: The mean relative risk aversion score for all respondents was 42.7 ($n = 241$, standard deviation (sd) = 22.8). The minimum was 0 (not at all risk averse) and the maximum was 100 (completely risk averse). The main deterrent to participation in HIV remission research was a fear of developing dementia or having difficulty thinking; 63% reported that this would demotivate them to a great or a very great extent. The top three clinical risks deterring participation in HIV remission research were: (1) lasting physical pain or discomfort (55%), (2) developing ART-resistant virus (49%), and (3) significant changes to one's immune system (44%). In terms of perceived social risks, the fear of losing health insurance was the most prevalent deterrent (57%), followed by the risk of being treated poorly by study staff (44%), and the risk of transmitting HIV to a partner during treatment interruption (41%) (**Supplementary Figure 1**). When data were disaggregated by gender, cisgender and transgender women were more greatly demotivated by temporary physical pain or discomfort from procedures ($p = 0.001$). Cisgender women were more greatly demotivated by the need to delay having children ($p = 0.024$) compared to cisgender men (**Figure 1**).

Benefit-inclination for participation in remission studies: The mean relative benefit-inclination score was 61.7 ($n = 230$; sd = 25.6). The minimum was 4.2 (very low motivation) and the maximum was 100 (total motivation). Primary respondent motivators included: feeling good about helping other people with HIV (78%), contributing to research (77%), and helping future people living with HIV (76%). Over three-quarters (78%) of participants would to a great or very great extent be motivated by direct clinical benefits. 51% of respondents would to a great or very great extent be motivated by monetary

compensation (**Supplementary Figure 2**). When data were disaggregated by gender, cisgender and transgender women were statistically significantly more motivated by having regular access to a study nurse ($p = 0.039$), having someone to speak to about their HIV status ($p = 0.001$), receiving support from family and friends ($p < 0.001$), receiving financial compensation ($p < 0.001$), being offered a full meal at the study site ($p = 0.026$), and receiving support for transportation ($p < 0.001$) (**Figure 2**) than cisgender men.

Perceived improvements over current HIV medication: In terms of desirable characteristics of a potential HIV control strategy, the three most desired life-changing improvements were: (1) not having replication-competent HIV inside the body (83%), (2) no longer taking oral daily ART (59%), and (3) more confidence in not being able to pass HIV to others (59%). Categories that would represent no improvement pertained mostly to psycho-social factors, including: (1) not feeling guilt or shame from having HIV (24%), (2) not feeling stigma from family, partners or friends (23%), and (3) not feeling stigma from society (18%) (**Supplementary Figure 3**). When data were disaggregated by gender, cisgender and transgender women were statistically more likely to consider not feeling guilt or shame from having HIV ($p = 0.034$) and having a small HIV reservoir size, even without direct clinical benefit ($p = 0.015$), to be life-changing improvements, compared to cisgender men (**Figure 3**).

HIV control strategies: When given a choice between HIV control strategies, 9% of respondents would remain on daily oral ART, 6% would prefer long-acting ART injectable or implantable taken at 1-month intervals, 7% would prefer long-acting ART taken at 2-month intervals, 42% would prefer long-acting ART taken at 6-month intervals, 24% indicated they would prefer a new ART-free HIV remission strategy about which less is known, and 12% selected “I don’t know”. When data were disaggregated by gender, cisgender and transgender women were more willing to switch a 6-month long-acting ART regimen compared to cisgender men ($p = 0.020$). Cisgender men were more willing to try a new ART-free HIV remission strategy compared to cisgender and transgender women ($p = 0.033$) (**Figure 4**).

Scenario choices: In total, 46% of respondents would be very or moderately willing to switch to an HIV remission regimen if it meant no more daily ART even with additional clinic visits for monitoring. This was followed by 45% of respondents who would switch if

the new strategy caused side effects initially that would improve over time. However, 49% of respondents would not at all or would be somewhat unlikely to switch if the HIV remission regimen would increase the risk for developing health problems later in life (e.g., cancer). Further, 59% would not at all or be somewhat unlikely to switch if there were an increased risk of transmitting HIV to others (**Supplementary Figure 4**). When data were disaggregated by gender, cisgender and transgender women were less likely to choose the scenarios that would lead to risks in having health problems later in life ($p = 0.019$), that would result in worse side effects even if temporary ($p = 0.006$), that are uncertain to work without first stopping HIV medication ($p = 0.018$), or that might not increase life expectancy ($p = 0.046$) or quality of life ($p = 0.032$) compared to cisgender men. Cisgender and transgender women were more likely to choose a scenario that would mean no more daily pills but having to visit the clinic more often ($p = 0.045$) compared to cisgender men (**Figure 5**).

Acceptable trade-offs: We asked respondents to indicate hypothetical acceptability around five possible inconveniences, side effects, and unpleasant circumstances of new HIV treatment or remission regimens. In the aggregate results, 61% of respondents would only be somewhat bothered or not at all bothered by having injections/infusions every other week for several months before the strategy started working. 53% would be willing to undergo mild to moderate pain. Nevertheless, 56% of respondents indicated that changes in mental health status as a result of a new HIV control regimen would be very bothersome or unacceptable (**Supplementary Figure 5**). When data were disaggregated by gender, cisgender men appeared more willing to undergo procedures that would cause mild to moderate pain compared to cisgender and transgender women ($p = 0.001$). Cisgender and transgender women were more likely to find that having injections/infusions every other week for several months ($p = 0.027$), pain ($p < 0.001$), and changes in physical appearance ($p < 0.001$) were unacceptable or very bothersome trade-offs compared to cisgender men (**Figure 6**).

Bivariate Results

HIV control strategies: Using bivariate analyses, we explored respondent characteristics correlated with choices between daily HIV medications vs. long-acting ART vs. new ART-free HIV remission. **Table 4** lists the odds ratios (ORs) of results that were statistically

significant at the 0.05 level. Cisgender and transgender women were more likely (OR = 2.0) to prefer switching to a 6-month long-acting ART regimen but were less likely (OR = 0.5) to prefer a new HIV remission strategy, as compared to cisgender men. Respondents with post-graduate education, full-time jobs and/or higher household income levels were significantly more likely to prefer a new HIV remission strategy over other options compared to respondents without those characteristics. Age, race/ethnicity, partnership status, financial status, time since first exposure to HIV, time living with HIV, and current health status were not significantly correlated with preferred choice of HIV control strategy. Respondents who were taking ART twice or more frequently per day were more likely (OR = 3.6 – 4.0) to choose 1- or 2-month long-acting ART regimens as their preferred choice of HIV control strategies compared to respondents who took once-daily ART. Preference for HIV control strategy was not correlated with the number of ART pills taken daily, whether the timing of ART was affected by food or other drugs, presence of side effects of current ART, self-assessed attitude towards trying an alternative HIV therapy, or previously volunteering for HIV treatment or HIV remission studies.

Scenario choices: We conducted bivariate analyses on preferences for switching from oral daily ART to new HIV remission strategies under seven scenarios. Statistically significant results are summarized in **Tables 5** and **6**. Age, partnership status, time since first exposure to HIV, time living with HIV, and health status were not significantly correlated with increased likelihood of switching to a new HIV remission strategy in any of the seven scenarios. Under various scenarios listed in **Tables 5** and **6**, cisgender and transgender women, non-Whites/Caucasians, people with higher educational attainment, and people with higher incomes were less willing to switch to new HIV remission strategies compared to respondents without those characteristics. Cisgender and transgender women expressed less willingness to switch to new HIV remission strategies if: worse side effects temporarily existed (OR = 0.44), there were increases to their risk of developing health problems later in life (OR = 0.53), the new remission strategy required treatment interruption and its success was uncertain (OR = 0.59), or the new strategy might not increase quality of life (OR = 0.54). Respondents taking a higher quantity of pills daily expressed more willingness to switch to a new HIV remission strategy than to take fewer pills daily, even if the new strategy might increase the chance of passing HIV to a sexual

partner (OR = 4.45) or lead to health problems later in life (OR = 2.06). Respondents who felt that daily ART made them feel in control of their lives were less likely to be willing to switch to a new HIV remission strategy if it required treatment interruption and if there was uncertainty in the new strategy working (OR = 0.54). Respondents who reported anxiety about potential side effects of a new HIV remission strategy were less likely to be willing to switch compared to respondents who did not report being anxious under all seven scenarios (OR = 0.38 – 0.61). Conversely, respondents who were willing to try a new HIV remission strategy to avoid the long-term consequences of HIV treatment were more likely to be willing to switch to a new HIV remission strategy even if it would require more laboratory or clinic visits (OR = 12.29), lead to temporarily worse side effects (OR = 9.65), lead to health problems later in life (OR = 3.22), or have uncertainty in the new strategy working (OR = 2.71), compared to respondents who did not report willingness to try new HIV remission strategy to avoid the consequences of long-term ART.

Supplementary Table 1 provides summary bivariate results for the willingness to switch to a new HIV remission strategy under the seven scenarios based on past participation in HIV-related trials and self-assessed willingness to try alternative HIV therapies. Respondents who had participated in past HIV treatment studies were more likely to be willing to switch to new HIV remission strategies under nearly all scenarios (OR = 1.82 – 2.72).

Multivariate Results

HIV control strategies: Results of the multinomial logit model are presented in **Table 7**. Respondents who were more motivated by the potential benefits of HIV remission trials showed more willingness to switch from daily oral ART to a new HIV remission strategy or to long-acting ART. Respondents who were more averse to the potential risks of HIV remission research were less likely to select a new HIV remission strategy over oral daily ART. Each percentage point increase in the relative benefit-inclination score was associated with an average of 1.07 – 1.08 in the relative risk ratios of choosing long-acting ART injectables/implantables or of choosing a new HIV remission strategy over daily pills, respectively, controlling for various variables listed in the tables (*ceteris paribus*). Each percentage point increase in the relative risk aversion score was associated with a mean relative risk ratio of 0.93 for choosing a new HIV remission strategy over daily pills, controlling for other variables. Risk-averse respondents were also less likely to select long-

acting ART compared to risk-seeking respondents, but the association was not statistically significant at the 0.05 level ($p = 0.086$).

Scenario Choices: Results of the seven ordered logistic models are presented in **Table 8**. The listed coefficients indicate the odds ratios of each variable associated with an increased willingness to switch to the new remission strategy under each given scenario. Respondents with higher relative benefit-inclination scores were more likely (ORs range 1.01 – 1.04) to be willing to switch to remission over oral daily ART under six of the seven scenarios. There was no statistically significant association in the scenario where the remission strategy might not increase life expectancy. Further, respondents more averse to the potential risks of HIV remission research were less likely (ORs range 0.96 – 0.98) to be willing to switch to a new remission strategy over oral daily ART under all seven scenarios compared to people with lower relative risk aversion scores.

Perceptions of specific potential risks, benefits, or improvements offered by HIV remission research: Relative risk ratios of key independent variables that were statistically significant are summarized in **Supplementary Tables 2 – 7**.

Discussion

Our study provides insights into what adults living with HIV in the U.S. perceive as meaningful improvements over oral daily ART, as well as possible desirable product characteristics for future HIV treatment and remission options. Our study extends the social sciences literature on HIV remission research by empirically exploring preferences for long-acting ART formulations and ART-free HIV remission strategies versus oral daily ART, as well as preferences for potential product characteristics and acceptable trade-offs for various HIV therapeutic scenarios. Scholars have underscored the importance of exploring the acceptability of emerging biomedical products in order to better align product development with end user perspectives [24][25]. Forward-looking, patient-centered HIV drug development will necessitate greater knowledge of diverse PLWHIV's preferences for novel HIV therapeutic options [11]. To that end, an additional strength of our research is that our sample of PLWHIV showed more diversity with respect to gender and ethnicity when compared with previous U.S. based surveys [22][23].

An important finding was that 42% of respondents would be willing to switch from oral daily ART to long-acting ART injectables or implantables taken at 6-month intervals, corresponding to the bi-annual frequency of clinic visits for most PLWHIV in the U.S. Currently, only monthly and bi-monthly long-acting formulations have been studied in clinical research, yet they have shown high acceptability and satisfaction rates among participants taking long-acting ART. For example, of the participants who switched to the long-acting CAB/RPV regimen in the ATLAS 48-week study, 97% preferred monthly administration over previous oral daily ART [26]. A separate qualitative study nested in a Phase IIb CAB/RPV trial conducted in the U.S. and Spain found that long-acting injectable ART regimens were highly desirable from the perspective of PLWHIV because they reduced internalized stigma, offered convenience, and peace of mind [9]. Further, that study found that the intermittent dosing of the long-acting ART formulation would appear to alleviate some of the anxiety associated with being completely off ART. However, these results differed from those of a recent study conducted among racial/ethnic minorities in North and South Carolina, in which respondents had the least interest in bi-annual ART implants. Rather, in that study, PLWHIV expressed greatest interest in switching to oral ART regimens taken once weekly (66% very interested), followed by monthly ART injections (39% very interested) and bi-annual ART implants (5% very interested) [11]. Our survey represented a larger U.S. sample of PLWHIV across multiple states, although our respondents may have skewed towards those with an interest in advancing HIV therapies. These discrepant results underscore the importance of ascertaining potential users' perspectives in different populations to ensure that HIV control strategies can meet diverse patient needs.

Undoubtedly, switching HIV control regimens would be a critical decision for PLWHIV [20]. Decisions to test or try novel HIV therapies cannot be dissociated from the impact of HIV on daily life and experiences with current and past HIV medications [27][28]. PLWHIV make careful risk-benefit calculations based on their perceived health status and therapeutic options [16]. For example, respondents who rated the potential trade-offs of new HIV remission strategies as very bothersome were less likely to be willing to choose any of the new HIV remission strategies than respondents who did not. Respondents who took ART at least twice daily were more likely than respondents taking ART once daily to

choose the 1-month or 2-month long-acting ART injectable/implantable as their first choice. Further, our multivariate data reveal that respondents with higher relative risk aversion would be less likely to switch to alternative HIV control options. Researchers and HIV care providers should pay close attention to patients' risk tolerance for being on/off ART and side effects before proposing a switch to new HIV therapeutic or research options.

An important concern for PLWHIV is the potential to transmit HIV to a sexual partner during an analytical treatment interruption and/or an unsuspected rebound of viremia [16][29]. As noted in our survey, nearly 60% of respondents stated they would be unlikely to switch to a new HIV remission strategy if there were a very small increase in the risk that they could transmit HIV to a partner. This result is consistent with our previous research, which demonstrated that the fear of transmitting HIV remains one of the most important deterrents for HIV remission research and interrupting ART [16][27]. Relatedly, 59% of survey respondents viewed increased confidence they would not pass HIV to others as a significant life-changing improvement. This finding is important, because the field of biomedical HIV remission research is shifting toward less restrictive analytical treatment interruptions and prolonged periods of viremia to test promising interventions, particularly those mediated by the immune system [30]. PLWHIV willing to undergo analytical treatment interruptions may feel a tension between their altruistic desires to advance HIV remission science and the need to protect their sexual partners and themselves. We suspect survey respondents' desire to stay virally suppressed was influenced by the widespread public health campaign of "Undetectable = Untransmittable," which has publicized the scientific evidence associating durable viral suppression (undetectable) with the lack of HIV sexual transmission (untransmittable) [31]. Findings also underscore the need to provide adequate protection measures for sexual partners of those undergoing analytical treatment interruptions (e.g., appropriate counseling, PrEP referral or provision, and HIV testing) [32].

Interestingly, in our study the most desirable attribute of a potential HIV remission strategy was the complete elimination of HIV from the body. This finding is consistent with focus group results conducted throughout the U.S. in which most PLWHIV conceived of a cure/remission as complete removal of HIV [28][33]. In these focus groups, many PLWHIV

did not view ‘functional cure’ as a meaningful improvement over ART-controlled HIV due to the possibility of viral rebound [28][33]. It will be important to manage community expectations [17] and integrate biomedical research possibilities with what PLWHIV would find most valuable in terms of HIV therapy and cure/remission [28].

Our study revealed important differences in motivations and preferences across gender and other socio-demographic characteristics that may be actionable as part of research recruitment efforts. For example, cisgender and transgender women were more likely to be motivated by engaging with research teams, having regular access to a study nurse, being financially compensated and receiving support for transportation. Further, cisgender and transgender women were more likely than cisgender men to choose injectable or implantable ART lasting at least 6 months above all other options, consistent with preferences for delivery of contraceptive and HIV PrEP options among women in the U.S. and worldwide [34][35]. Cisgender and transgender women were also less likely than cisgender men to choose a new HIV remission strategy, consistent with our 2015 survey that showed women were less willing to participate in most types of HIV remission studies [22]. More empirical research will be needed to ascertain the reasons behind these gender differences in preferences.

Our survey further revealed possible psychosocial factors that could mediate willingness to switch from oral daily ART to long-acting ART or HIV remission. The fear of developing dementia or having difficulty thinking was the most prevalent (63%) deterrent to participation in HIV remission research. Possible unacceptable psychosocial risks associated with HIV remission research remain largely unexplored in the literature, particularly regarding anxiety induced by discontinuing ART for a prolonged period. Conversely, psychosocial benefits of contributing to HIV remission science were the most significant motivators to participation in research, consistent with previous socio-behavioral research on HIV remission [16][22][36] and the HIV prevention and treatment literature [37]. Altruistic benefits to participation in the context of HIV remission research need to be better characterized. It is possible that altruism is mixed with the desire for personal benefits, as evidenced by our survey findings and similar prior research [20][22].

Survey results can inform community engagement, education, recruitment, and retention approaches for upcoming long-acting ART implementation and the field of HIV remission research. A nuanced understanding of patient preference heterogeneity can guide meaningful community and stakeholder engagement, enhance patient/participant and clinician-research communication, and contribute to a more successful and inclusive product development process [22]. Acceptability research should become a critical adjunct to ongoing biomedical research efforts aimed at improving long-acting ART regimens, aiming for remission, and ultimately finding a cure for HIV [25]. To make informed decisions around evolving HIV therapeutic and research options, PLWHIV may benefit from having decision tools and educational materials to better assess possible risks, benefits, and trade-offs [38]. For example, fact sheets, infographics, instructional videos, HIV treatment planners and reminder systems and pocket cards could be created to facilitate future decision-making. More research is also needed on how to best support PLWHIV in making decisions around evolving HIV treatment and research options. Once PLWHIV begin using long-acting ART injectables or implantables, it may be more difficult for them to enroll in HIV remission trials involving analytical treatment interruptions due to the prolonged pharmacokinetic tail of ART. Involvement in HIV remission trials may also mean participants will be excluded from future studies if, for instance, they develop resistance to the tested interventions. Efforts should be made to better understand opportunity costs and communicate these to patients/participants. HIV care providers and biomedical HIV cure/remission researchers also need to build trust with PLWHIV to understand their preferences, communicate risks and benefits, and involve them in shared decision making [11][39].

Our study has several limitations that must be acknowledged. First, our questions were hypothetical and relied on stated preferences. It remains to be seen which choice PLWHIV would make if a real-life opportunity presented itself to change one's HIV control options. Switching from an oral daily ART regimen to a new ART-free HIV remission option may be a much bigger leap than switching to long-acting ART. Results may not be helpful in predicting enrollment or uptake rates; however, responses can inform community engagement and education, study designs, informed consent, and recruitment efforts. Second, the sample may have been biased towards respondents with access to HIV

treatment and cure/remission listservs and the internet. The sample was likely not representative of PLWHIV in the U.S. because individuals without internet, non-English speakers and minors were not included, limiting generalizability. However, our sample had proportionally more cisgender and transgender women and was racially and ethnically more diverse than previous U.S. surveys [22][23]. Nevertheless, our sample included a very small number of transgender women, meaning that aggregate data for women likely reflects the responses of ciswomen. Further, characteristics such as age, gender, HIV status, and location were self-reported, so it is difficult to confirm the accuracy of the responses. Third, recruitment materials referenced advancing social sciences related to HIV treatment and cure/remission research; thus, the sample may have been skewed towards individuals interested in improving HIV therapeutics and finding an HIV cure. The complexity of the survey questions may have limited participants' full comprehension, although we mitigated this risk by providing definitions of key concepts in lay terms and having community members thoroughly review our survey. We did not assess the entirety of possible product characteristics that could influence patient preferences, such as cost. The simulated characteristics of HIV treatment and remission options may not represent actual profiles of therapies or remission strategies that ultimately will be made available to PLWHIV. We did not assess preferences towards specific HIV cure/remission strategies, as this was the object of our previous work [22]. We did not ask about factors that would influence acceptability of analytical treatment interruptions, since the Treatment Action Group recently published a report on this topic [40]. Instead, this survey focused on desirable product characteristics from the perspective of adults living with HIV in the U.S. Finally, we did not delve into possible implementation issues related to long-acting ART or HIV remission.

The above limitations notwithstanding, our survey used a rigorous approach to identify desirable characteristics for evolving HIV treatment and remission options from the perspectives of PLWHIV in the U.S. Similar research should be conducted in resource-limited settings, where long-acting ART and HIV remission regimens may fill a truly unmet need for PLWHIV who do not have access to daily oral ART regimens. A 2017 systematic review of national HIV care continua and progress on achieving the 90-90-90 UNAIDS targets revealed that, of the 53 countries with data, representing approximately 54% of

the global estimates of PLWHIV, the average proportion of PLWHIV on ART was 48%, while only 40% were virally suppressed [41]. Thus, the utility of novel HIV therapies may be greatest in settings where barriers exist around antiretroviral access and daily adherence. Survey findings could also be enhanced by qualitative data collection methods to delve deeper into reasons behind PLWHIV's preferences for various options. More research should also be directed towards what HIV care providers would perceive as improvements above oral daily ART [42][43].

Table 9 provides a summary of key findings and possible implications and considerations for HIV treatment and remission research.

Conclusions

Our study attempted to quantify perceived improvements around emerging HIV therapies and remission strategies from the perspective of adults living with HIV in the U.S.

Respondents ascribed value judgements to specific benefits, risks, and trade-offs. These should be taken into account in the drug development process [20]. Moving forward, it will be important to pursue HIV therapeutic and remission research through a mechanism centering on the needs and perspectives of PLWHIV [44]. The high willingness to switch away from daily oral ART may be indicative of the need for improved therapies; however, the diversity of patient perspectives reveal that we must be able to provide a variety of therapeutic options to PLWHIV in the future. Further, acceptability research should become a critical component of ongoing biomedical HIV treatment and remission research efforts [25]. More research should be directed towards understanding evolving community perceptions and unmet needs for PLWHIV. As PLWHIV become more aware of the availability of new HIV therapeutic and research options, preferences may change [11]. Ultimately, it will be important to acknowledge PLWHIV as experiential experts to maximize the potential benefits they may derive from emerging HIV therapies and remission strategies.

Acknowledgements

The authors are immensely grateful to all the survey participants. We would also like to thank all the community members (DA, KM, MM, DC) who diligently reviewed the survey to ensure comprehension from a lay audience's perspective. We are grateful to Jo Gerrard who provided editorial assistance for this manuscript.

Funding Statement

This study was supported by grant funding from Gilead Sciences, Inc. Gilead Sciences, Inc. has had no input into the development or content of these materials.

K.D. is grateful for support received from R21MH118120, amfAR Institute for HIV Cure Research (amfAR 109301), UM1AI126620 (BEAT-HIV Collaboratory) co-funded by NIAID, NIMH, NINDS and NIDA and AI131385 (P01 Smith – Revealing Reservoirs during Rebound (R3) – Last Gift).

Declaration of Interests

David Evans participates in unpaid activities that are not part of this study for Gilead Sciences, Inc.

Reprint Requests

Direct to: Karine Dubé, DrPH; karine_dube@med.unc.edu

References

1. Palella E, Delaney K, Moorman A, Loveless M, Fuhrer J, Satten G, et al. Declining Morbidity and Mortality among Patients with Advanced Human Immunodeficiency Infection. *N*. 1998;338: 853–60.
2. Deeks S, Lewin S, Havlir D. The End of AIDS: HIV Infection as a Chronic Disease. *Lancet*. 2013;382: 1525–33. doi:10.1016/S0140-6736(13)61809-7.
3. Richman DD, Margolis DM, Delaney M, Greene WC, Hazuda D, Pomerantz RJ. The Challenge of Finding a Cure for HIV Infection. *Science* (80-). 2009;323: 1304–7.
4. AIDSinfo. What to Start: Choosing an HIV Regimen [Internet]. 2019 [cited 30 Apr 2019]. Available: <https://aidsinfo.nih.gov/understanding-hiv-aids/fact-sheets/21/53/what-to-start--choosing-an-hiv-regimen>
5. Deeks SG, Lewin SR, Ross AL, Ananworanich J, Benkirane M, Cannon P, et al. International AIDS Society Global Scientific Strategy: Towards an HIV Cure 2016. *Nat Med*. 2016;22: 839–50. doi:10.1038/nm.4108
6. Margolis DA, Gonzalez-Garcia J, Stellbrink H, Eron JJ, Yazdanpanah Y, Podzamczar D, et al. Long-Acting Intramuscular Cabotegravir and Rilpivirine in Adults with HIV-1 Infection (LATTE-2): 96-Week Results of a Randomised, Open-Label, Phase 2b, Non-Inferiority Trial. *Lancet*. 2017;390: 1499–510. doi:10.1016/S0140-6736(17)31917-7
7. TAG. Research Toward a Cure Trials [Internet]. 2019. Available: <http://www.treatmentactiongroup.org/cure/trials>
8. NIAID. Sustained ART-Free HIV Remission [Internet]. 2018 [cited 9 May 2019]. Available: <https://www.niaid.nih.gov/diseases-conditions/sustained-art-free-hiv-remission>
9. Kerrigan D, Mantsios A, Gorgolas M, Montes ML, Pulido F, Brinson C, et al. Experiences with Long Acting Injectable ART: A Qualitative Study among PLHIV Participating in a Phase II Study of Cabotegravir + Rilpivirine (LATTE-2) in the United States and Spain. *PLoS One*. 2018;13: 1–11. doi:10.1371/journal.pone.0190487
10. Simoni JM, Beima-sofie K, Mohamed ZH, Christodoulou J, Tapia K, Graham SM, et al. Long-Acting Injectable Antiretroviral Treatment A Qualitative Study Among US Providers , Adults Living. *AIDS Patient Care STDS*. 2019;33: 104–11. doi:10.1089/apc.2018.0198

11. Derrick CB, Ostermann J, Weissman SB, Hobbie A, Alshareef N, Weinhold A, et al. Who Wants to Switch? Gauging Patient Interest in Novel Antiretroviral Therapies. *Open Forum Infect Dis*. 2018; 1–3. doi:10.1093/ofid/ofy247
12. Kovarova M, Benhabbour SR, Massud I, Spagnuolo RA, Skinner B, Baker CE, et al. Ultra-Long Acting Removable Drug Delivery System for HIV Treatment and Prevention. *Nat Commun*. Springer US; 2018;9: 1–11. doi:10.1038/s41467-018-06490-w
13. Delaney M. The Case for Patient Access to Experimental Therapy. *J Infect Dis*. 1989;159: 416–9.
14. Dubé K, Dee L, Evans D, Sylla L, Taylor J, Brown B, et al. Perceptions of Equipoise, Risk – Benefit Ratios, and “Otherwise Healthy Volunteers” in the Context of Early-Phase HIV Cure Research in the United States: A Qualitative Inquiry. *J Empir Res Hum Res Ethics*. 2017; 1–15. doi:10.1177/1556264617734061
15. Power J, Westle A, Dowsett GW, Lucke J, Tucker JD, Sugarman J, et al. Perceptions of HIV Cure Research among People Living with HIV in Australia. *PLoS One*. 2018;13: e0202647. doi:10.1371/journal.pone.0202647
16. Dubé K, Taylor J, Sylla L, Evans D, Dee L, Burton A, et al. “Well, It’s the Risk of the Unknown ... Right ?’: A Qualitative Study of Perceived Risks and Benefits of HIV Cure Research in the United States. *PLoS One*. 2017;12: e0170112.
17. Dubé K, Henderson GE, Margolis DM. Framing Expectations in Early HIV Cure Research. *Trends Microbiol*. 2014;22: 547–9. doi:10.1016/j.tim.2014.08.003
18. Maxmen A. HIV-Vaccine Strategy Sought. *Nature*. 2018;555: 17–18.
19. U.S. Department of Health and Human Services. Patient Preference Information Voluntary Submission, Review in Premarket Approval Applications, Humanitarian Device Exemption Applications and De Novo Requests, and Inclusion in Decision Summaries and Device Labeling [Internet]. 2016. Available: <https://www.fda.gov/downloads/medicaldevices/deviceregulationandguidance/guidancedocuments/ucm446680.pdf>
20. FDA. The Voice of the Patient [Internet]. 2014. Available: <http://www.fda.gov/downloads/ForIndustry/UserFees/PrescriptionDrugUserFee/UCM389379.pdf>

21. Coplan PM, Noel RA, Levitan BS, Ferguson J, Mussen F. Development of a Framework for Enhancing the Transparency, Reproducibility and Communication of the Benefit – Risk Balance of Medicines. *Clin Pharmacol Ther.* Nature Publishing Group; 2009;89: 312–5. doi:10.1038/clpt.2010.291
22. Dubé K, Evans D, Sylla L, Taylor J, Weiner BJ, Skinner A, et al. Willingness to Participate and Take Risks in HIV Cure Research: Survey Results from 400 People Living with HIV in the U.S. *J Virus Erad.* 2017;3: 40–50.
23. Arnold M, Evans D, Vergel N. Recruitment and Ethical Considerations in HIV Cure Trials Requiring Treatment Interruption. *J Virus Erad.* 2015;1: 43–48.
24. Grossman CI, Ross AL, Auerbach JD, Ananworanich J, Dubé K, Tucker JD, et al. Towards Multidisciplinary HIV-Cure Research: Integrating Social Science with Biomedical Research. *Trends Microbiol.* Elsevier Ltd; 2016;24: 5–11. doi:10.1016/j.tim.2015.10.011
25. Dubé K, Sylla L, Dee L, Taylor J, Evans D, Bruton C, et al. Research on HIV Cure: Mapping the Ethics Landscape. *PLoS Med.* 2017;14: e1002470. doi:10.1371/journal.pmed.1002470
26. Murray M, Antela A, Mills A, Chounta V, Huang J, Jaeger H, et al. Patient Views on Long-Acting HIV Treatment: Cabotegravir + Rilpivirine as Maintenance Therapy (ATLAS 48 Weeks Results). International AIDS Society. Mexico City; 2019. p. MOAB0103. Available: <http://programme.ias2019.org/Programme/Session/114>
27. Dubé K, Evans D, Dee L, Sylla L, Taylor J, Weiner BJ, et al. “We Need to Deploy Them Very Thoughtfully and Carefully”: Perceptions of Analytical Treatment Interruptions in HIV Cure Research in the United States. *AIDS Res Hum Retroviruses.* 2017;0. doi:10.1089/aid.2017.0067
28. Dubé K, Simoni J, Louella M, Sylla L, Mohamed ZH, Patel H, et al. Acceptability of Cell and Gene Therapy for Curing HIV Infection Among People Living with HIV in the Northwestern United States: A Qualitative Study. *AIDS Res Hum Retroviruses.* 2019; 1–11. doi:10.1089/aid.2019.0021

29. Dubé K, Evans D, Dee L, Sylla L, Taylor J, Weiner BJ, et al. “We Need to Deploy Them Very Thoughtfully and Carefully”: Perceptions of Analytical Treatment Interruptions in HIV Cure. *AIDS Res Hum Retroviruses*. 2018;34: 67–79.
doi:10.1089/aid.2017.0067
30. Julg B, Dee L, Ananworanich J, Barouch D, Bar K, Caskey M, et al. Recommendations for Analytical Treatment Interruptions in HIV Research Trials. Report of a Consensus Meeting. *Lancet HIV*. 2019;6: e259–e268.
31. Prevention Access Campaign. U = U. Available: <https://www.preventionaccess.org/>
32. Julg B, Dee L, Ananworanich J, Barouch DH, Bar K, Caskey M, et al. Recommendations for Analytical Antiretroviral Treatment Interruptions in HIV Research Trials — Report of a Consensus Meeting. *Lancet HIV*. 2019;Mar 15.
doi:10.1016/S2352-3018(19)30052-9
33. Sylla L, Evans D, Taylor J, Gilbertson A, Palm D, Auerbach JD, et al. If We Build It, Will They Come? Perceptions of HIV Cure-Related Research by People Living with HIV in Four U.S. Cities: A Qualitative Focus Group Study. *AIDS Res Hum Retroviruses*. 2018;34: 56–66. doi:10.1089/aid.2017.0178
34. Hynes JS, Sheth AN, Lathrop E, Sales JM, Haddad LB. Preferred Product Attributes of Potential Multipurpose Prevention Technologies for Unintended Pregnancy and Sexually Transmitted Infections or HIV among U.S. Women. *J Women’s Heal*. 2019; 1–8. doi:10.1089/jwh.2018.7001
35. Eisingerich AB, Wheelock A, Gomez GB, Garnett GP, Dybul MR, Piot PK. Attitudes and Acceptance of Oral and Parenteral HIV Preexposure Prophylaxis among Potential User Groups: A Multinational Study. *PLoS One*. 2012;7: e28238.
doi:10.1371/journal.pone.0028238
36. Gilbertson A, Kelly EP, Rennie S, Henderson GE, Kuruc JD, Tucker JD. Indirect Benefits in HIV Cure Clinical Research: A Qualitative Analysis. *AIDS Res Hum Retroviruses*. 2019;35: 100–7. doi:10.1089/AID.2017.0224
37. Dhalla S, Poole G. Motivators to Participation in Medical Trials: The Application of Social and Personal Categorization. *Psychol Health Med*. 2013;18: 664–675.

38. Stacey D, Légaré F, Lewis K, Mj B, Cl B, Kb E, et al. Decision Aids for People Facing Health Treatment or Screening Decisions (Review). *Cochrane Database Syst Rev.* 2017; CD001431. doi:10.1002/14651858.CD001431.pub5. Copyright
39. Braddock CH. Supporting Shared Decision Making when Clinical Evidence is Low. *Med Care Res Rev.* 2013;70: 129S–140S. doi:10.1177/1077558712460280
40. TAG. Community Recommendations for Clinical Research Involving Antiretroviral Treatment Interruptions in Adults [Internet]. 2018. Available: http://www.treatmentactiongroup.org/sites/default/files/community_recs_clinical_research_final.pdf
41. Granich R, Gupta S, Hall I, Aberle-Grasse J, Hader S, Mermin J. Status and Methodology of Publicly Available National HIV Care Continua and 90-90-90 Targets: A Systematic Review. *PLOS Med.* 2017;14: e1002253. doi:10.1371/journal.pmed.1002253
42. Préau M, Doumergue M, Protière C, Goujard C, Mora M, Meyer L, et al. Acceptability of HIV Cure-Related Trials: The Challenges for Physicians and People Living with HIV. *AIDS Care.* 2018;30: 914–20. doi:10.1080/09540121.2018.1426825
43. Rich ZC, Liu C, Ma Q, Hu F, Cai W, Tang X, et al. Physician Perceptions of HIV Cure in China: A Mixed Methods Review and Implications for HIV Cure Research. *Asian Pacific J Trop Dis.* 2015;5: 687–690. doi:10.1016/S2222-1808(15)60913-6
44. Dubé K, Barr L, Palm D, Brown B, Taylor J. Putting Participants at the Centre of HIV Cure Research. *Lancet HIV.* 2019;3018: 18–19. doi:10.1016/S2352-3018(19)30031-1

Table 1: Demographic Characteristics of Survey Respondents (United States, 2018)

	n	%		n	%
	<i>n</i> =			<i>n</i> =	
Gender	282		Region of residency	272	
		35			16
Cisgender Woman	98	%	Northeast	43	%
		63			12
Cisgender Man	179	%	Midwest	32	%
Transgender woman	3	1%	South	123	%
					27
Transgender man	0	0%	West	74	%
Non-binary or gender queer	0	0%			
		0.4		<i>n</i> =	
Something else	1	%	Race	278	
Prefer not to answer	1	%			65
			White or Caucasian	182	%
					24
			Black or African American	66	%
	<i>n</i> =				
Sex assigned at birth	280		Asian	10	4%
		34	Native Hawaiian or other		0.4
Female	96	%	Pacific Islander	1	%
		66			
Male	184	%	Native American/Alaska Native	0	0%
			More than one race	12	4%
Age	<i>n</i> =				
Mean (years)	47		Other	7	3%

									30
								<i>n</i> =	
Median (years)	49			Ethnicity				271	
									12
Minimum (years)	19			Hispanic or Latinx				32	%
									83
Maximum (years)	72			Not Hispanic or Latino/Latina				226	%
				Not sure / Prefer not to answer				13	5%
Age groups (years)									
			12	Highest level of formal education				<i>n</i> =	
19-29	33	%		completed				281	
			19	Some high school, but no					
30-39	52	%		diploma				9	3%
			22						11
40-49	62	%		High school diploma or G.E.D.				31	%
			32						30
50-59	90	%		Some college, but no diploma				84	%
			16						
60-72	44	%		2-year college degree				16	6%
									27
				4-year college degree				77	%
			<i>n</i> =	Master's/Professional degree					18
Marital status	220			or equivalent				51	%
Single, never			45						
married	98	%		Doctorate degree or equivalent				13	5%
Separated	4	2%							
			15					<i>n</i> =	
Divorced	34	%		Yearly household income				220	
									19
Widowed	10	5%		Less than \$15,000				41	%
Living with a	29	13		\$15,000 - \$25,000				28	13

AIDS Research and Human Retroviruses

The Dose Response: Perceptions of People Living with HIV in the United States on Alternatives to Oral Daily Antiretroviral Therapy (DOI: 10.1089/AID.2019.0175)

This paper has been peer-reviewed and accepted for publication, but has yet to undergo copyediting and proof correction. The final published version may differ from this proof.

partner		%			31	%
Married, without		10			25	
children	23	%	\$25,001 - \$50,000		56	%
Married, with					11	
children	15	7%	\$50,001 - \$75,000		24	%
Other	7	3%	\$75,001 - \$100,000		18	8%
					20	
			More than \$100,000		43	%
			Prefer not to answer		10	5%

Table 2: Experiences with Current HIV Medication (Oral Daily ART) (United States, 2018)

	n	%
Currently taking HIV medication (antiretroviral therapy)	<i>n</i> = 282	
Yes	279	99%
No	3	1%
Don't know/Not sure	0	0%
HIV medication regimen of the 279 respondents taking ART		
Number of ART pills or tablets taken per day	<i>n</i> = 279	
One pill per day	164	59%
Two to three pills per day	94	34%
Four or more pills per day	21	8%
Number of times per day taking ART	<i>n</i> = 278	
Once per day	243	87%
Twice per day	32	12%
Three or more times per day	3	1%
Interactions with food or other drugs affect timing of ART	<i>n</i> = 279	
Yes	66	24%
No	196	70%
Don't know/Not sure	17	6%
Feelings about HIV medication	<i>n</i> = 279	
Very grateful to have medication that is keeping me healthy	198	71%
Taking medication makes me feel in control of my health and my life	130	47%
Worry that I will not be able to afford or have access to my medication	96	34%
Worry that my medication will stop working	68	24%
Taking my medication causes me to feel badly about myself or my life	47	17%

This paper has been peer-reviewed and accepted for publication, but has yet to undergo copyediting and proof correction. The final published version may differ from this proof.

Side effects from HIV medication	<i>n</i> = 276	
Have side effects but they don't bother me too much	82	30%
Have side effects and they bother me a great deal	28	10%
Trouble taking HIV medication on time	<i>n</i> = 215	
Have no trouble taking my medication on time every day	194	90%
Have trouble remembering to take my medication	23	11%
Feeling on trying a completely different kind of HIV medication regimen (ART)	<i>n</i> = 278	
I would gladly try it	151	54%
I would be worried about the side effects	138	50%
I would feel anxious about it not working	110	40%

34

Table 3: History With and Interest in HIV-Related Studies (United States, 2018)

	n	%
Ever volunteered for a study to test safety or efficacy of an ART drug or related drug	<i>n</i> = 278	
Yes	57	21%
No	216	78%
Don't know	5	2%
Ever volunteered for a medical study respondent believed to be an HIV cure study	<i>n</i> = 278	
Yes	28	10%
No	244	88%
Don't know	6	2%
Reasons why the 244 respondents did not participate in HIV cure studies	<i>n</i> = 243	
Did not know about them	173	71%
Study site too far away / did not compensate for travel costs	40	16%
Did not qualify for them	38	16%
Frightened because it would stop HIV medications for some period of time	33	14%
Frightened of side effects or negative health effects	24	10%
Could not get away from work	16	7%
Required too much time away from regular routine	12	5%
Regular health provider recommended that I not participate	11	5%
Friend or family member said that I shouldn't participate	4	2%
Study did not cover childcare / family care costs involved in participation	1	0.4%
Other	23	9%
Currently in a study respondent believes to be an HIV cure study	<i>n</i> = 278	
Yes	9	3%
No	266	96%

This paper has been peer-reviewed and accepted for publication, but has yet to undergo copyediting and proof correction. The final published version may differ from this proof.

AIDS Research and Human Retroviruses

The Dose Response: Perceptions of People Living with HIV in the United States on Alternatives to Oral Daily Antiretroviral Therapy (DOI: 10.1089/AID.2019.0175)

Don't Know	3	35 1%
------------	---	----------

Table 4: Bivariate results: Sociodemographic characteristics that are statistically significantly-correlated ($p < 0.05$) with preferred choice of HIV control strategy (United States, 2018)

Preferred Choice of Strategy to Control HIV (Mutually Exclusive)	
Characteristic	Prefer long-acting injectable or implantable form of HIV medication over all other options
	Prefer long-acting injectable or implantable form of HIV medication that lasts for 1 month over all other options
	Prefer long-acting injectable or implantable form of HIV medication that lasts for 2 months over all other options
	Prefer long-acting injectable or implantable form of HIV medication that lasts for 6 months over all other options
	Prefer new HIV remission strategy over all other options
Gender	Cis and trans women (OR = 2.01) more likely to prefer this strategy than cis men
	Cis and trans women (OR = 0.46) less likely to prefer this strategy than cis men
Education	Doctorates (OR = 0.20) and 4-year college graduates (OR = 0.36) less likely to prefer this strategy than high-school graduates
	Doctorates (OR = 8.75) and Masters (OR = 5.48) more likely to prefer this strategy than high-school graduates
Region	Midwesterners

		(OR = 6.02) more likely to prefer this strategy than Northeasterners
Household income	\$25k–\$50k group (OR = 0.07) less likely to prefer this strategy than <\$15k group	\$50k–\$75k group (OR = 3.82) and >\$100k group (OR = 3.47) more likely to prefer this strategy than <\$15k group
Income source		People with a regular, part-time job (OR = 2.75) more likely to prefer this strategy than those without
		People with a regular, full-time job (OR = 2.15) more likely to prefer this strategy than those without

Age, race, ethnicity, partnership status, financial status, time since first exposure to HIV, time living with HIV, and health status are not statistically significantly correlated with preferred choice of HIV control strategy.

Table 4 (Continued): Bivariate results: Current HIV medication-taking characteristics that are statistically significantly-correlated ($p < 0.05$) with preferred choice of HIV control strategy (United States, 2018)

Characteristic	Preferred Choice of Strategy to Control HIV (Mutually Exclusive)			
	Prefer long-acting injectable or implantable form of HIV medication over all other options	Prefer long-acting injectable or implantable form of HIV medication that lasts for 1 month over all other options	Prefer long-acting injectable or implantable form of HIV medication that lasts for 2 months over all other options	Prefer long-acting injectable or implantable form of HIV medication that lasts for 6 months over all other options
Frequency of taking ART pills or tablets	Taking pills twice or more daily (OR = 3.95) more likely to prefer switching to this strategy than those taking pills only once	Taking pills twice or more daily (OR = 3.57) more likely to prefer switching to this strategy than those taking pills only once	Taking pills twice or more daily (OR = 3.57) more likely to prefer switching to this strategy than those taking pills only once	Taking pills twice or more daily (OR = 3.57) more likely to prefer switching to this strategy than those taking pills only once
Attitude towards current ART medication	People feeling grateful for ART medication for keeping them			

This paper has been peer-reviewed and accepted for publication, but has yet to undergo copyediting and proof correction. The final published version may differ from this proof.

AIDS Research and Human Retroviruses

The Dose Response: Perceptions of People Living with HIV in the United States on Alternatives to Oral Daily Antiretroviral Therapy (DOI: 10.1089/AID.2019.0175)

	39
	healthy (OR = 0.45) less likely to prefer switching to this strategy than those not feeling the same way about ART medication
Remembering to take current ART medication	People having trouble remembering to take ART medication on time (OR = 3.97) more likely to prefer staying with current HIV medication than those not having trouble remembering to take medication on time
Willingness to try HIV remission to	People willing to try HIV remission

avoid long-term consequences of HIV treatment strategy (OR = 0.03) less likely to prefer staying with current HIV medication than those not

Number of ART pills or tablets taken per day, whether timing of ART is affected by food or other drugs, presence of side effects of current ART, self-assessed attitude towards trying an alternative HIV therapy, and previous volunteering for HIV treatment or HIV cure studies are not statistically significantly correlated with preferred choice of HIV control strategy.

Table 5: Bivariate results: Sociodemographic characteristics that are statistically significantly-correlated ($p < 0.05$) with increased likelihood to switch to a new HIV remission strategy in scenarios 1 – 4

	Increased likelihood of choosing new HIV remission strategy over standard daily ART if...			
Characteristic	No more daily pills, but must go to lab/clinic much more often (e.g. every two weeks)	No more daily pills, but very small increase in chance of passing HIV on to sex partner	New strategy causes worse side effects initially but went away eventually	Never take HIV medications again, but very small increase in risk of health problems (e.g. cancer)
	[Scenario 1]	[Scenario 2]	[Scenario 3]	[Scenario 4]
Gender			Cis and trans women (OR = 0.44) less likely to choose HIV remission than cis men	Cis and trans women (OR = 0.53) less likely to choose HIV remission than cis men
			African Americans (OR = 0.52) less likely to choose HIV remission than Whites/Caucasians	African Americans (OR = 0.47) less likely to choose HIV remission than Whites/Caucasians
Race/Ethnicity				
Education	Some college education (OR = 0.33), 4-year college graduates (OR = 0.19), Master's (OR =	Some college education (OR = 0.40), 4-year college graduates (OR = 0.34), and Master's (OR =		

	0.18), and 0.39) less likely to	
	Doctorates (OR = 0.10) less likely to choose HIV remission than high-school graduates	choose HIV remission than high-school graduates
Region		Southerners (OR = 2.37) and Westerners (OR = 2.29) more likely to choose HIV remission than Northerners
Household income	\$75k–\$100k group (OR = 0.24) and >\$100k group (OR = 0.30) less likely to choose HIV remission than <\$15k group	\$15k–\$25k group (OR = 0.29) less likely to choose HIV remission than <\$15k group
Income source		Receiving government support (OR = 1.97) more likely to choose HIV remission than those without
Financial status	Able to pay expenses and has	

savings (OR =
0.36) less likely to
choose HIV
remission than
those rarely able
to pay expenses

Age, partnership status, time since first exposure to HIV, time living with HIV, and health status are not statistically significantly correlated with increased likelihood of switching to new HIV remission strategy in scenarios 1 – 7.

Table 5 (continued): Bivariate results: Sociodemographic characteristics that are statistically significantly-correlated ($p < 0.05$) with increased likelihood to switch to a new HIV remission strategy in scenarios 5 – 7

Characteristic	Increased likelihood of choosing new HIV remission strategy over standard daily ART if...	
	Uncertainty of new strategy working, but need to stop taking the HIV medication to find out [Scenario 5]	New strategy might not increase life expectancy [Scenario 6] New strategy might not increase quality of life [Scenario 7]
Gender	Cis and trans women (OR = 0.59) less likely to choose HIV remission than cis men	Cis and trans women (OR = 0.54) less likely to choose HIV remission than cis men
Race/Ethnicity		Mixed race (OR = 0.26) less likely to choose HIV remission than Whites/Caucasians Hispanic or Latino/a (OR = 0.45) less likely to choose HIV remission than non-Hispanic and non-Latino/a
Education		
Region		Midwesterners (OR = 2.50), Southerners (OR = 2.69) and Westerners (OR = 2.34) more likely to choose HIV remission than Northeasterners Southerners (OR = 2.42) more likely to choose HIV remission than Northeasterners
Household income		

Income source

Financial

status

Age, partnership status, time since first exposure to HIV, time living with HIV, and health status are not statistically significantly correlated with increased likelihood of switching to new HIV remission strategy in scenarios 1 – 7.

Table 6: Bivariate results: Current HIV medication-taking characteristics that are statistically significantly-correlated ($p < 0.05$) with increased likelihood to switch to a new HIV remission strategy in scenarios 1 – 4

Characteristic	Increased likelihood of choosing new HIV remission strategy over standard daily ART if...			
	No more daily pills, but must go to lab/clinic much more often (e.g. every two weeks)	No more daily pills, but very small increase in chance of passing HIV on to sex partner	New strategy causes worse side effects initially but went away eventually	Never take HIV medications again, but very small increase in risk of health problems (e.g. cancer)
	[Scenario 1]	[Scenario 2]	[Scenario 3]	[Scenario 4]
Number of ART pills or tablets taken per day		Taking 4+ daily pills (OR = 4.45) more likely to choose HIV remission than 0 – 1 daily pill-takers		Taking 2 – 3 daily pills (OR = 2.06) more likely to choose HIV remission than 0 – 1 daily pill-takers
Frequency of taking ART pills or tablets		Taking pills twice or more daily (OR = 2.47) more likely to choose HIV remission than those taking pills only once		
Attitude towards current ART medication				People worried about being able to afford and have access to

This paper has been peer-reviewed and accepted for publication, but has yet to undergo copyediting and proof correction. The final published version may differ from this proof.

medication (OR = 1.65) more likely to choose HIV remission than people not worried

Side effects of current ART medication

	Feeling anxious	Feeling anxious
Anxiety	(OR = 0.57) less	(OR = 0.59) less
towards trying	likely to choose	likely to choose
HIV remission	HIV remission	HIV remission
not working	than those not	than those not
	feeling anxious	feeling anxious

	Worried about	Worried about	Worried about	Worried about
Anxiety	side effects (OR =	side effects (OR =	side effects (OR =	side effects (OR =
towards side	0.61) less likely to	0.51) less likely to	0.56) less likely to	0.52) less likely to
effects of HIV	choose HIV	choose HIV	choose HIV	choose HIV
remission	remission than	remission than	remission than	remission than
	those not worried	those not worried	those not worried	those not worried

Willingness to

try HIV	People willing (OR	People willing (OR	People willing (OR
remission to	= 12.29) more	= 9.65) more likely	= 3.22) more likely
avoid long-	likely to choose	to choose HIV	to choose HIV
term	HIV remission	remission than	remission than
consequences	than those not	those not willing	those not willing
of HIV	willing		
treatment			

Whether timing of ART is affected by food or other drugs, and remembering to take current ART medication on time are not statistically significantly correlated with increased likelihood of switching to new HIV remission strategy in scenarios 1 – 7.

Table 6 (continued): Bivariate results: Current HIV medication-taking characteristics that are statistically significantly-correlated ($p < 0.05$) with increased likelihood to switch to a new HIV remission strategy in scenarios 5 – 7

Characteristic	Increased likelihood of choosing new HIV remission strategy over standard daily ART if...	
	Uncertainty of new strategy working, but need to stop taking the HIV medication to find out [Scenario 5]	New strategy might not increase life expectancy [Scenario 6] New strategy might not increase quality of life [Scenario 7]
Number of ART pills or tablets taken per day		
Frequency of taking ART pills or tablets		
Attitude towards current ART medication	People feeling that taking ART medication makes them feel in control of their lives (OR = 0.54) less likely to choose HIV remission than those not feeling the same way about ART medication	
Side effects of current ART medication		Have side effects that are not very bothersome (OR = 1.76) more likely Have side effects that are not very bothersome (OR = 1.88) more likely

to choose HIV remission than those without any side effects

Anxiety towards trying HIV remission not working
 Feeling anxious (OR = 0.50) less likely to choose HIV remission than those not feeling anxious

Anxiety towards side effects of HIV remission	Worried about side effects (OR = 0.47) less likely to choose HIV remission than those not worried	Worried about side effects (OR = 0.39) less likely to choose HIV remission than those not worried	Worried about side effects (OR = 0.38) less likely to choose HIV remission as those not worried
--	---	---	---

Willingness to try HIV remission to avoid long-term consequences of HIV treatment
 People willing (OR = 2.71) more likely to choose HIV remission than those not willing

Whether timing of ART is affected by food or other drugs, and remembering to take current ART medication on time are not statistically significantly correlated with increased likelihood of switching to new HIV remission strategy in scenarios 1 – 7.

Table 7: Multinomial logit regression model on choosing between daily pill version of ART vs. LAI vs. a new HIV remission strategy (United States, 2018)

	Selecting LAI Over Daily Pill Version of ART**			Selecting Remission Strategy Over Daily Pill Version of ART**		
	Relative Risk			Relative Risk		
	Ratio	<i>p</i>	95% C.I.	Ratio	<i>p</i>	95% C.I.
Relatively more risk averse than other participants	0.96	0.086	[0.92 - 1.01]	0.93**	0.005	[0.89 - 0.98]
Relatively more motivated by benefits than other participants	1.07**	0.004	[1.02 - 1.12]	1.08**	0.002	[1.03 - 1.14]
Cis or trans woman (vs. cis man)	1.02	0.981	[0.13 - 7.86]	0.72	0.778	[0.08 - 6.92]
Age	0.97	0.551	[0.89 - 1.06]	0.96	0.380	[0.86 - 1.06]
African American/Black (vs. Caucasian/White)	3.48	0.435	[0.15 - 79]	2.51	0.592	[0.09 - 72]
Other Race (vs. Caucasian/White)	1.66	0.717	[0.11 - 26]	0	0.989	
Hispanic	0.37	0.495	[0.02 - 6.30]	0.72	0.828	[0.04 - 14.09]
Some college or 2-year degree (vs. High school diploma)	2.73	0.458	[0.19 - 39]	10.45	0.162	[0.39 - 281]
4-year college degree (vs. High school diploma)	6.74	0.221	[0.32 - 143]	21.05	0.103	[0.54 - 822]
Master's or Doctorate degree (vs. High school diploma)	17.58	0.174	[0.28 - 1096]	156.11	0.031	[1.58 - 15464]
Married or living with a partner	2.37	0.463	[0.24 - 24]	4.12	0.261	[0.35 - 49]

						52
Annual household income exceeds \$50,000	0.61	0.746	[0.03 - 12]	1.85	0.712	[0.07 - 48]
Midwest (vs. Northeast)	>1000	0.989		>1000	0.990	
South (vs. Northeast)	9.57	0.091	[0.70 - 131]	3.23	0.414	[0.19 - 54]
West (vs. Northeast)	2.12	0.535	[0.20 - 23]	0.85	0.906	[0.06 - 12]
Has a regular, full-time job (vs. no job)	4.71	0.244	[0.35 - 64]	5.59	0.242	[0.31 - 100]
Has a regular, part-time job (vs. no job)	3.16	0.422	[0.19 - 52]	0.18	0.360	[0 - 7.05]
Mostly able to pay expenses but late (vs. unable to pay expenses)	0.21	0.386	[0.01 - 7.14]	0.03	0.079	[0 - 1.47]
Able to pay expenses, no savings (vs. unable to pay expenses)	0.40	0.608	[0.01 - 13]	0.12	0.259	[0 - 4.72]
Able to pay expenses, has savings (vs. unable to pay expenses)	0.41	0.670	[0.01 - 26]	0.02	0.082	[0 - 1.64]
Percent of lifetime living with HIV or AIDS diagnosis	0.57	0.825	[0 - 80]	1.14	0.962	[0 - 278]
Self-assessed health status is in the poorest quartile of participants	3.38	0.340	[0.28 - 41]	6.95	0.165	[0.45 - 107]
Volunteered for an HIV treatment trial in the past	0.58	0.676	[0.05 - 7.37]	1.47	0.776	[0.1 - 21]
Only 0 or 1 pills or tablets of HIV medication per day (vs. more)	1.89	0.533	[0.25 - 14]	1.87	0.583	[0.2 - 17]
Take HIV medication 2 or more	6.05	0.380	[0.11 -	2.25	0.708	[0.03 -

						53
times per day (vs. once/never)			338]			157]
HIV medication timing is	5.01	0.142	[0.58 -	7.54	0.085	[0.76 -
affected by food/other drugs			43]			75]
Current HIV medication causes	2.59	0.363	[0.33 -	1.52	0.708	[0.17 -
side effects			20]			14]

n = 153. $p = 0.0037$. Pseudo $R^2 = 0.3296$.

* Statistically significant at 5% level. ** Statistically significant at 1% level.

** The listed coefficients indicate the relative risk ratio of each variable associated with selecting long-acting ART injectables over daily ART (left columns) and the relative risk ratio of each variable associated with selecting a new HIV remission strategy over daily pill version of ART (right columns).

Table 8: Ordered logistic regression models on higher likelihood to choose a new HIV remission strategy over standard daily ART under Scenarios 1 – 4 (United States, 2018)

	Increased likelihood of choosing remission strategy over daily ART if...			
	No more daily pills, but must go to lab/clinic much more often (e.g. every two weeks)	No more daily pills, but very small increase in chance of passing HIV on to sex partner	New strategy causes worse side effects initially but went away eventuall y	Never take HIV medication again, but very small increase in risk of health problems (e.g. cancer)
	[Scenario 1]	[Scenario 2]	[Scenario 3]	[Scenario 4]
Relatively more risk averse than other participants	0.97** [0.96 - 0.99]	0.97** [0.96 - 0.99]	0.97** [0.95 - 0.98]	0.96** [0.95 - 0.98]
Relatively more motivated by benefits than other participants	1.04** [1.02 - 1.05]	1.02* [1.00 - 1.03]	1.03** [1.02 - 1.05]	1.02** [1.01 - 1.03]
Cis or trans woman (vs. cis man)	1.29	0.90	0.55 0.97*	0.95
Age	0.99	1.02	[0.94 - 1.00]	0.98

				55
African American/Black (vs. Caucasian/White)	1.83	1.07	0.58	0.58
Other Race (vs. Caucasian/White)	0.95	1.26	0.56	0.84
Hispanic	1.05	0.69	0.78	1.09
Some college or 2-year degree (vs. High school diploma)	0.30* [0.10 - 0.93]	0.44	2.67	1.32
4-year college degree (vs. High school diploma)	0.21* [0.06 - 0.70]	0.38	0.88	1.56
Master's or Doctorate degree (vs. High school diploma)	0.33	1.01	2.45	5.21* [1.39 - 19.56]
Married or living with a partner	1.34	0.76	0.71	1.14
Annual household income exceeds \$50,000	0.73	0.70	4.48** [1.73 - 11.57]	1.98
Midwest (vs. Northeast)	1.44	1.15	1.44	1.14
South (vs. Northeast)	2.37	1.83	2.31	1.78
West (vs. Northeast)	1.79	1.26	1.89	1.41
Has a regular, full-time job (vs. no job)	1.12	0.75	0.82	0.82
Has a regular, part-time job (vs. no job)	0.68	0.42	1.28	0.41
Mostly able to pay expenses but late (vs. unable to pay expenses)	0.91	0.60	1.02	0.90
Able to pay expenses, no savings (vs. unable to pay expenses)	0.81	0.84	1.31	1.20
Able to pay expenses, has savings (vs. unable to pay expenses)	0.84	1.31	1.19	0.66
Percent of lifetime living with HIV or AIDS diagnosis	0.23	0.11* [0.02 -	0.94	0.13* [0.02 -

				56
		0.70]		0.80]
Self-assessed health status is in the poorest quartile of participants	1.05	0.78	0.94	2.10
Volunteered for an HIV treatment trial in the past	0.77	1.26	2.47* [1.08 - 5.65]	1.90
Only 0 or 1 pills or tablets of HIV medication per day (vs. more)	0.63	1.16	0.95	0.37* [0.17 - 0.83]
Take HIV medication 2 or more times per day (vs. once/never)	1.23	4.69** [1.60 - 13.76]	0.76	0.92
HIV medication timing is affected by food/other drugs	0.93	1.58	1.44	2.22* [1.13 - 4.37]
Current HIV medication causes side effects	0.65	0.42* [0.20 - 0.88]	0.75	0.63
	n =	168	167	168
	p =	0.0000	0.0008	0.0000
	Pseudo R ² =	0.1483	0.1111	0.1557
				170
				0.0000
				0.1323

* Statistically significant at 5% level. ** Statistically

significant at 1% level.

Numbers in square brackets are the 95% confidence interval of coefficients

that are statistically significant at the 5% level.

Table 8 (continued): Ordered logistic regression models on higher likelihood to choose a new HIV remission strategy over standard daily ART under Scenarios 5 – 7 (United States, 2018)

	Increased likelihood of choosing remission strategy over daily ART if...		
	Uncertainty of new strategy working, but need to stop taking the HIV medication to find out [Scenario 5]	New strategy might not increase life expectancy [Scenario 6]	New strategy might not increase quality of life [Scenario 7]
Relatively more risk averse than other participants	0.97** [0.95 - 0.98]	0.98** [0.96 - 0.99]	0.96** [0.95 - 0.98]
Relatively more motivated by benefits than other participants	1.01* [1.00 - 1.03]	1.01	1.02** [1.00 - 1.03]
Cis or trans woman (vs. cis man)	0.90	0.65	0.53
Age	0.99	0.98	0.97* [0.94 - 1.00]
African American/Black (vs. Caucasian/White)	0.50	1.12	1.37
Other Race (vs. Caucasian/White)	0.83	0.49	0.45
Hispanic	0.73	0.65	0.52
Some college or 2-year degree (vs. High school diploma)	2.07	1.97	1.88
4-year college degree (vs. High school diploma)	0.94	1.14	1.47

			58
Master's or Doctorate degree (vs. High school diploma)	1.73	2.82	3.34
Married or living with a partner	0.70	0.72	0.70
Annual household income exceeds \$50,000	1.32	1.60	2.37
Midwest (vs. Northeast)	0.96	1.51	1.25
South (vs. Northeast)	1.58	3.01*	1.97
		[1.16 - 7.76]	
West (vs. Northeast)	0.82	2.03	1.49
Has a regular, full-time job (vs. no job)	1.84	0.89	0.59
Has a regular, part-time job (vs. no job)	1.09	0.68	0.83
Mostly able to pay expenses but late (vs. unable to pay expenses)	1.51	1.59	2.49
Able to pay expenses, no savings (vs. unable to pay expenses)	1.53	1.69	2.26
Able to pay expenses, has savings (vs. unable to pay expenses)	1.13	2.04	1.99
Percent of lifetime living with HIV or AIDS diagnosis	0.59	0.84	0.68
Self-assessed health status is in the poorest quartile of participants	0.87	1.67	1.37
Volunteered for an HIV treatment trial in the past	2.55*	3.10**	3.68**
	[1.19 - 5.49]	[1.44 - 6.67]	[1.66 - 8.15]
Only 0 or 1 pills or tablets of HIV medication per day (vs. more)	0.67	1.14	1.03
Take HIV medication 2 or more times per day (vs. once/never)	0.57	0.99	1.06
HIV medication timing is affected by food/other drugs	0.90	0.47*	0.70
		[0.23 - 0.94]	
Current HIV medication causes side	0.68	0.55	0.79

effects

n =	170	168	167
p =	0.0004	0.0015	0.0001
Pseudo R ² =	0.1084	0.1012	0.1223

* Statistically significant at 5% level. ** Statistically significant at 1% level.

Numbers in square brackets are the 95% confidence interval of coefficients that are statistically significant at the 5% level.

Table 9: Summary of Findings and Possible Implications for HIV Treatment and Cure/Remission Research

Summary of Findings	Possible Implications
<ul style="list-style-type: none"> • 42% of respondents would be willing to switch from oral daily ART to long-acting ART injectables or implantables taken at 6-month intervals. • 24% of respondents who would prefer a new ART-free HIV remission strategy. 	<ul style="list-style-type: none"> • A variety of therapeutic options should be provided to PLWHIV in the future. • Researchers and HIV care providers should attend to patients' risk tolerance for being on/off ART and side effects prior to propositions to switch to new HIV therapeutic or research options. • Decision tools and educational materials for patients may help them better assess possible risks, benefits, and trade-offs. • More research is needed to understand patient preferences in diverse populations.
<ul style="list-style-type: none"> • There are important gender differences in perceptions of risk and preferences of HIV control strategies. For example, cisgender and transgender women may be less willing to tolerate risks. • Cisgender and transgender women were also more motivated by having regular access to a study nurse, having someone to speak to, receiving support and financial compensation for participating in HIV cure/remission research. 	<ul style="list-style-type: none"> • Gender preferences need to be considered in planning and implementing HIV treatment and remission research efforts, particularly to reduce barriers to participation in research.
<ul style="list-style-type: none"> • Desirable life-changing improvements in an HIV control strategy for PLWHIV would be: (1) not having replication-competent 	<ul style="list-style-type: none"> • The perspectives and desires of PLWHIV should inform target product profiles for HIV control and remission strategies.

This paper has been peer-reviewed and accepted for publication, but has yet to undergo copyediting and proof correction. The final published version may differ from this proof.

AIDS Research and Human Retroviruses

The Dose Response: Perceptions of People Living with HIV in the United States on Alternatives to Oral Daily Antiretroviral Therapy (DOI: 10.1089/AID.2019.0175)

<p>HIV inside the body, (2) no longer taking oral daily ART, and (3) more confidence in not being able to pass HIV to others.</p>	<p>Behavioral and social sciences research methods can be used to prioritize strategies that move forward into human testing.</p> <ul style="list-style-type: none"> • Efforts aimed at completely eliminating HIV from the body should continue alongside efforts to achieve sustained ART-free HIV remission. • Community expectations about HIV cure and remission options should be managed to reduce therapeutic misconceptions.
<ul style="list-style-type: none"> • Nearly 60% of respondents stated they would be unlikely to switch to a new HIV remission strategy if there were a very small increase in the risk they could transmit HIV to a partner. • 59% of survey respondents viewed increased confidence that they would not pass HIV to others as a significant life-changing improvement. 	<ul style="list-style-type: none"> • HIV treatment interruptions can cause relapse in viremia and increase the possibility of transmitting HIV to sexual partners. HIV cure/remission research teams should provide adequate protection measures to sexual partners of those undergoing analytical treatment interruptions (e.g., appropriate counseling, PrEP referral or provision, and HIV testing).
<ul style="list-style-type: none"> • Psychosocial and mental health factors may mediate willingness to switch to novel HIV treatment or remission research options. For example, one of the main deterrents of participating in HIV remission research is the fear of developing dementia. 	<ul style="list-style-type: none"> • HIV cure/remission research efforts should incorporate mental health assessments throughout the course of participation to ensure well-being of study participants. • There may be neurological impacts of interventions or HIV treatment interruptions to consider (e.g., viral loads

AIDS Research and Human Retroviruses
The Dose Response: Perceptions of People Living with HIV in the United States on Alternatives to Oral Daily Antiretroviral Therapy (DOI: 10.1089/AID.2019.0175)
This paper has been peer-reviewed and accepted for publication, but has yet to undergo copyediting and proof correction. The final published version may differ from this proof.

	in cerebrospinal fluid could be assessed to address concerns such as central nervous system viral escape).
--	--

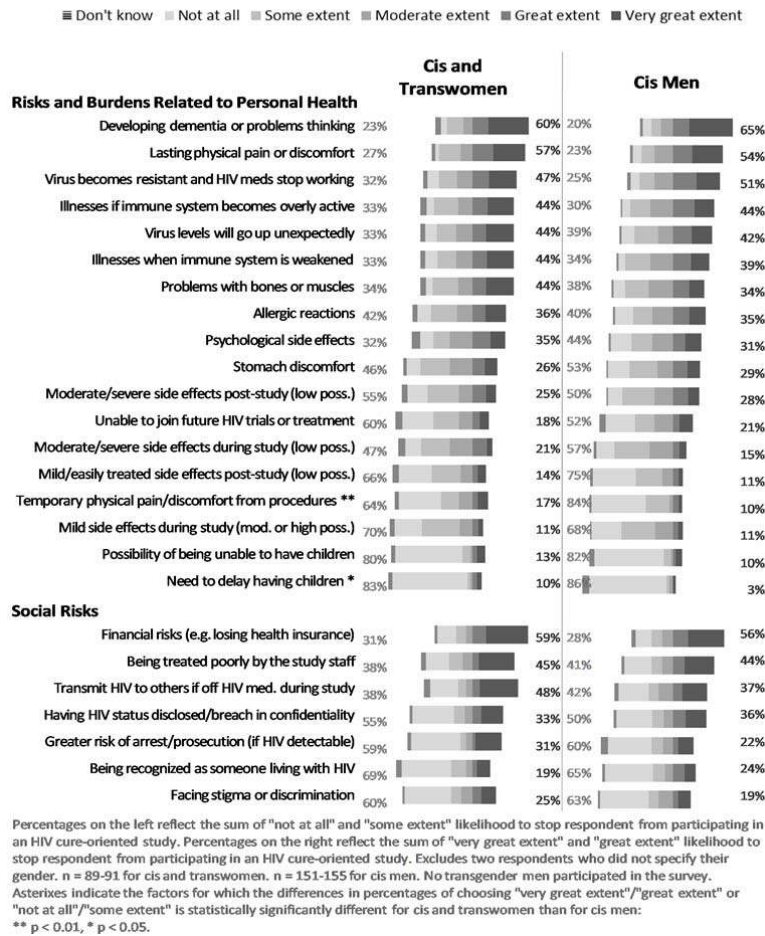


Figure 1: Extent to Which Risk Factors are “Likely to Stop” Respondents from Participating in an HIV Cure-Oriented Study, by Gender/Sex (United States, 2018)

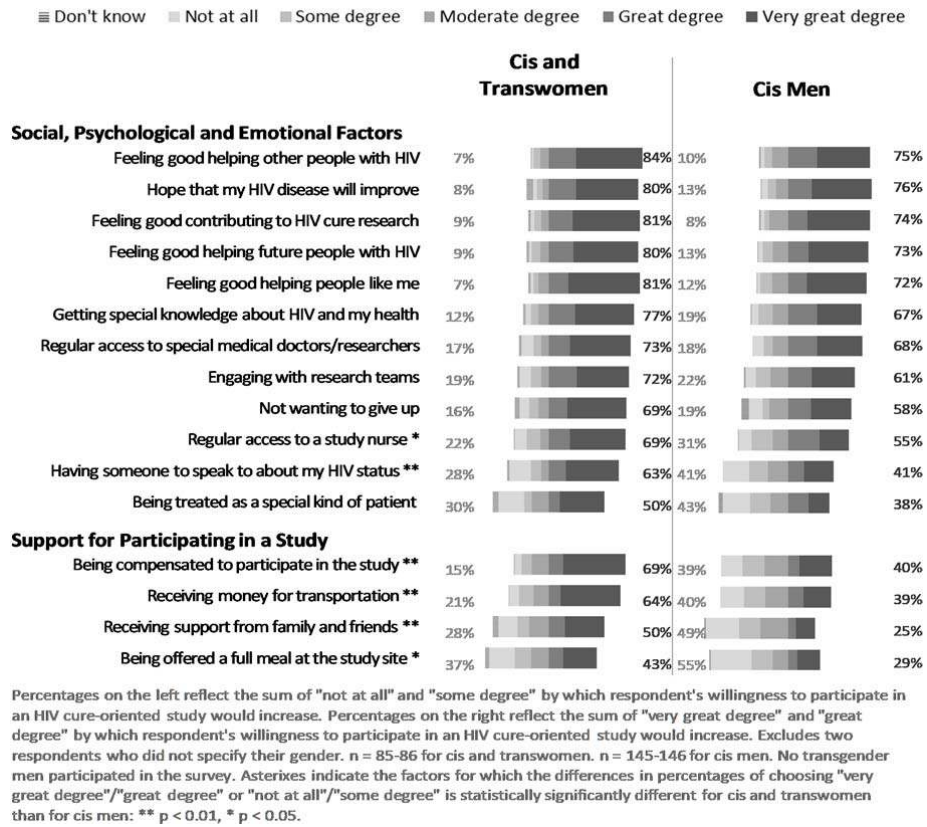
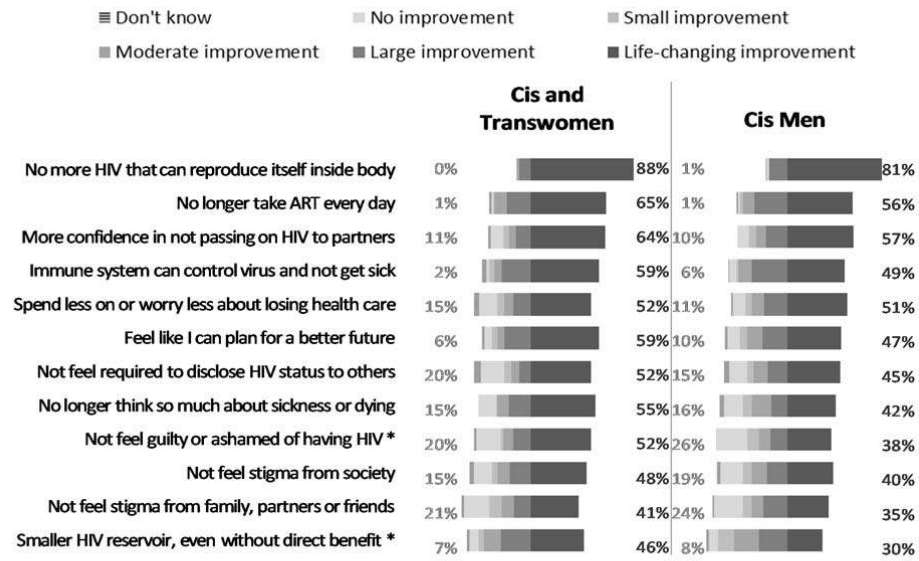
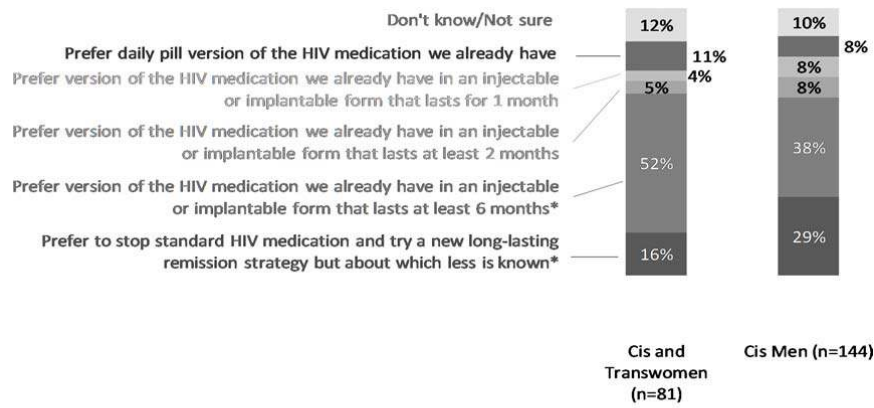


Figure 2: Degree by Which Factors Increase Respondents' Willingness to Participate in an HIV Cure-Oriented Study, by Gender/Sex (United States, 2018)



Percentages on the left reflect "no improvement". Percentages on the right reflect "life-changing improvement". Excludes two respondents who did not specify their gender. n = 85 for cis and transwomen. n = 144 for cis men. No transgender men participated in the survey. Asterisks indicate the factors for which the differences in percentages of choosing "life-changing improvement" or "no improvement" is statistically significantly different for cis and transwomen than for cis men: * p < 0.05.

Figure 3: Improvement Over Current HIV Medication Strategy Offered by a Promising Future HIV Remission or Cure Strategy, by Gender/Sex (United States, 2018)



Excludes two respondents who did not specify their gender. No transgender men participated in the survey. Asterisks indicate the choices for which the differences in percentages is statistically significantly different for cis and transwomen than for cis men: * p < 0.05.

Figure 4: Choice Between Current Standard Daily HIV Medications versus Long-Acting Antiretrovirals versus New Experimental HIV Remission Strategy, by Gender/Sex (United States, 2018)

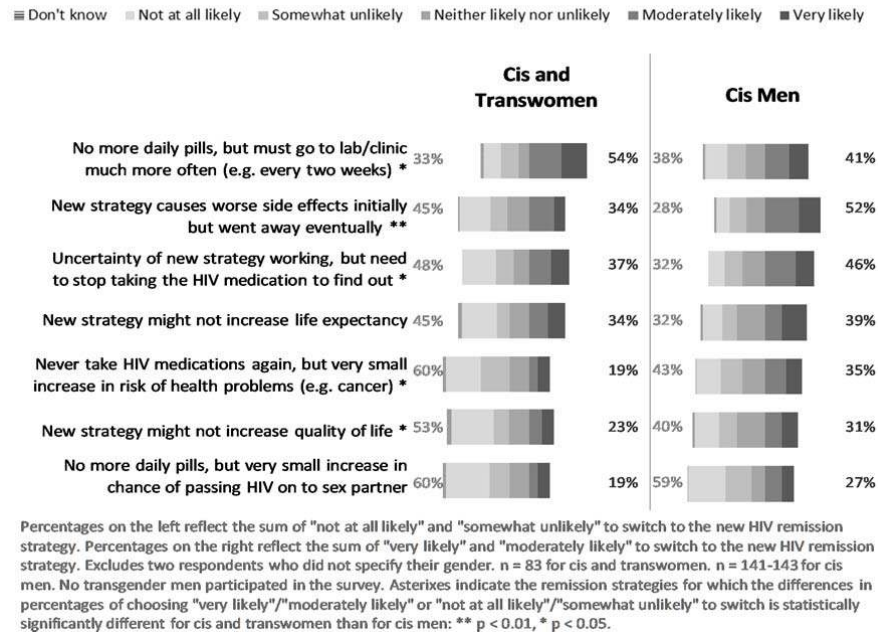
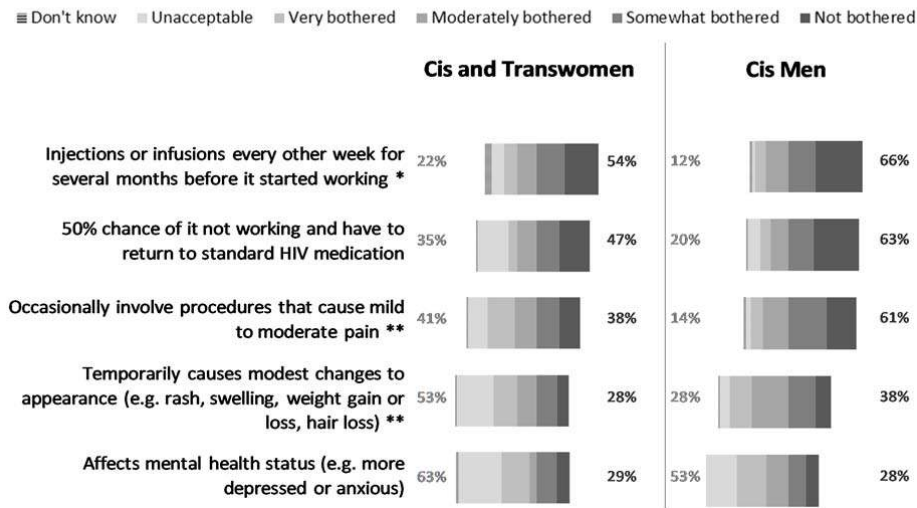


Figure 5: Likelihood of Choosing a New HIV Remission Strategy Over Standard Daily HIV Medication Under Different Scenarios, by Gender/Sex (United States, 2018)



Percentages on the left reflect the sum of "unacceptable" and "very bothered" by the factor of the new HIV remission strategy compared to experience with standard HIV medications. Percentages on the right reflect the sum of "not bothered" and "somewhat bothered" by the factor of the new HIV remission strategy compared to experience with standard HIV medications. Excludes two respondents who did not specify their gender. n = 80-81 for cis and transwomen. n = 138 for cis men. No transgender men participated in the survey. Asterixes indicate the remission strategies for which the differences in percentages of choosing "not bothered"/"somewhat bothered" or "unacceptable"/"very bothered" is statistically significantly different for cis and transwomen than for cis men: ** p < 0.01, * p < 0.05.

Figure 6: Acceptability of Factors Under a New HIV Remission Strategy Compared to Experiences with Standard HIV Medications, by Gender/Sex (United States, 2018)

Supplementary Table 1: Bivariate results: Increased likelihood to switch to a new HIV remission strategy in scenarios 1 – 7 based on past participation in HIV trials and self-assessed willingness to try alternative HIV therapies

Increased likelihood of choosing new HIV remission strategy over standard daily ART if...			
Characteristic	No more daily pills, but must go to lab/clinic much more often (e.g. every two weeks) [Scenario 1]	No more daily pills, but very small increase in chance of passing HIV on to sex partner [Scenario 2]	New strategy causes worse side effects initially but went away eventually [Scenario 3]
			Never take HIV medications again, but very small increase in risk of health problems (e.g. cancer) [Scenario 4]
Participated in HIV treatment study		Participated previously (OR = 1.82) more likely to choose HIV remission than those that did not participate previously	Participated previously (OR = 2.72) more likely to choose HIV remission than those that did not participate previously
			Participated previously (OR = 2.43) more likely to choose HIV remission than those that did not participate previously
Participated in HIV cure study			Participated previously (OR = 2.17) more likely to choose HIV remission than those that did not participate

			previously
	Gladly would try alternative therapy (OR = 1.86) more likely to choose HIV remission than those not willing to try alternative	Gladly would try alternative therapy (OR = 2.26) more likely to choose HIV remission than those not willing to try alternative	Gladly would try alternative therapy (OR = 1.87) more likely to choose HIV remission than those not willing to try alternative

**Increased likelihood of choosing new HIV remission strategy over
standard daily ART if...**

Characteristic	Uncertainty of new strategy working, but need to stop taking the HIV medication to find out [Scenario 5]	New strategy might not increase life expectancy [Scenario 6]	New strategy might not increase quality of life [Scenario 7]
----------------	---	--	--

Participated in HIV treatment study	Participated previously (OR = 2.09) more likely to choose HIV remission than those that did not participate previously	Participated previously (OR = 2.40) more likely to choose HIV remission than those that did not participate previously	Participated previously (OR = 2.62) more likely to choose HIV remission than those that did not participate previously
--	--	--	--

**Participated in
HIV cure study**

	Gladly would try alternative therapy (OR = 2.39) more likely to choose HIV remission than those not willing to	Gladly would try alternative therapy (OR = 2.25) more likely to choose HIV remission than those not willing to	Gladly would try alternative therapy (OR = 2.04) more likely to choose HIV remission than those not willing to
Self-assessed willingness to try alternative HIV therapy			

AIDS Research and Human Retroviruses
The Dose Response: Perceptions of People Living with HIV in the United States on Alternatives to Oral Daily Antiretroviral Therapy (DOI: 10.1089/AID.2019.0175)
This paper has been peer-reviewed and accepted for publication, but has yet to undergo copyediting and proof correction. The final published version may differ from this proof.

try alternative

try alternative

try alternative

Supplementary Table 2: Relative Risk Ratios of Preferred Choice of HIV Control Strategy Based on Perceptions of Potential Risks that are Statistically Significant at 5%, *Ceteris Paribus* (United States, 2018)

	Relative Risk Ratios Significant at the 5% Level		
Potential risk that would "to a great or very great extent" (vs. lower extents) likely stop participation in an HIV-cure study	Prefer long-acting injectable form of HIV medication that lasts for 1, 2 or 6 months over current daily pills	Prefer new HIV remission strategy over current daily pills	Prefer new HIV remission strategy over long-acting injectables
Virus levels will go up unexpectedly		0.12	
Possibility that the virus will become resistant to current HIV medication		0.04	0.20
Temporary physical pain or discomfort from procedures	0.09	0.005	
Lasting physical pain or discomfort			
Developing dementia or problems thinking or remembering			
Stomach discomfort			0.10
Psychological side effects			0.16
Illness that can occur when my immune system is			

weakened			
Illnesses that can occur if my immune system becomes overly active			
Problems with my bones or muscles			0.22
Allergic reactions			
A moderate/high chance of mild side effects during the study		0.03	
A low chance of moderate/severe side effects during the study	0.15	0.02	
A very low chance of mild side effects that might occur post-study			
A very low chance of moderate/severe side effects that might occur post-study		0.10	
Need to delay having children			
Possibility of being unable to have children in the future			
Becoming ineligible for future HIV trials or treatment			
Transmitting HIV to others if off HIV medication during the study			0.30
Being at greater risk of arrest or prosecution if virus becomes detectable			
Being recognized as someone living with HIV			
Being treated poorly by the study staff			
Financial risks			
Having HIV status disclosed or breach in confidentiality			
Facing stigma or discrimination			

Each risk perception variable was included in a separate multinomial logit regression model with the control variables: gender, age, race, ethnicity, education, relationship status, income, region, source of income, financial status, longevity of HIV status, current

health status, past participation in HIV treatment trials, number of ART pills per day, frequency of ART pill-taking per day, timing of ART pill-taking, and side effects of ART.

Relative risk ratios on the control variables are not displayed.

Supplementary Table 3: Relative Risk Ratios of Preferred Choice of HIV Control Strategy Based on Perceptions of Potential Benefits that are Statistically Significant at 5%, *Ceteris Paribus* (United States, 2018)

	Relative Risk Ratios Significant at the 5% Level		
Potential benefit that would "to a great or very great degree" (vs. lower degrees) increase willingness to participate in an HIV-cure study	Prefer long-acting injectable form of HIV medication that lasts for 1, 2 or 6 months over current daily pills	Prefer new HIV remission strategy over current daily pills	Prefer new HIV remission strategy over long-acting injectables
Getting special knowledge about HIV and my personal health			
Having regular access to special medical doctors/researchers			
Having regular access to a study nurse		7.79	
Engaging with research teams	5.01		
Having someone to speak to about my HIV status			
Being treated as a special kind of patient			
Feeling good about contributing to HIV cure-related research	4.61	9.32	
Feeling good about helping other people with HIV	9.71	10.07	
Feeling good about helping people like me	18.35	60.11	

Feeling good about helping future generations of people with HIV	13.44	21.05	
Hope that my HIV disease will improve			
Not wanting to give up			
Receiving money for transportation		13.52	5.66
Being offered a full meal at the study site		24.95	3.99
Being compensated or paid to participate in the study		9.24	
Receiving support from family and friends	14.88	17.66	

Each benefit perception variable was included in a separate multinomial logit regression model with the control variables: gender, age, race, ethnicity, education, relationship status, income, region, source of income, financial status, longevity of HIV status, current health status, past participation in HIV treatment trials, number of ART pills per day, frequency of ART pill-taking per day, timing of ART pill-taking, and side effects of ART. Relative risk ratios on the control variables are not displayed.

Supplementary Table 4: Relative Risk Ratios of Preferred Choice of HIV Control Strategy Based on Perceptions of Potential Improvements by a New HIV Cure Strategy that are Statistically Significant at 5%, *Ceteris Paribus* (United States, 2018)

	Relative Risk Ratios Significant at the 5% Level		
	Prefer long-acting injectable form of HIV medication that lasts for 1, 2 or 6 months over current daily pills	Prefer new HIV remission strategy over current daily pills	Prefer new HIV remission strategy over long-acting injectables
Potential improvement of a new HIV cure strategy would be considered "large" or "life-changing" (vs. lower levels) over current medication strategy			
I would no longer need to take HIV medications every day			54.99
I would no longer have any HIV that can reproduce itself inside my body	78.46	130.82	
My immune system could keep HIV under control and I wouldn't get sick	10.38	23.13	
I would feel more confident that I could not pass on HIV	10.61		
I would not feel like I had to tell others about my HIV status, including sex partners			
I would no longer think so much about sickness or		9.23	4.35

dying			
I would not feel stigma from my family, partners or friends		8.72	
I would not feel stigma from society			
I would not feel guilty or ashamed of having HIV		6.84	
I would not spend so much money on health care or worry about losing access		8.05	
I would feel like I can plan for a better future			
My HIV reservoir would be smaller, although may not have direct health benefit			

Each improvement perception variable was included in a separate multinomial logit regression model with the control variables: gender, age, race, ethnicity, education, relationship status, income, region, source of income, financial status, longevity of HIV status, current health status, past participation in HIV treatment trials, number of ART pills per day, frequency of ART pill-taking per day, timing of ART pill-taking, and side effects of ART. Relative risk ratios on the control variables are not displayed.

Supplementary Table 5: Ordered Logistic Regression Results: Statistically-Significant Odds Ratios of Higher Likelihood to Choose a New HIV Remission Strategy Over Standard Daily ART Based on Perceptions of Potential Risks, *Ceteris Paribus* (United States, 2018)

	Increased likelihood of choosing new HIV remission strategy over standard daily ART if...						
	No more daily pills, but must go to lab/clinic much more often (e.g. every two weeks)	No more daily pills, but very small increase in chance of passing HIV on to sex partner [Scenario 2]	New strategy causes worse side effects initially but went away eventually [Scenario 3]	Never take HIV medications again, but very small increase in risk of health problems [Scenario 4]	Uncertainty of new strategy working, but need to stop taking the HIV medication to find out [Scenario 5]	New strategy might not increase life expectancy [Scenario 6]	New strategy might not increase quality of life [Scenario 7]
Potential risk that would "to a great or very great extent" (vs. lower extents) likely stop participation in an HIV-cure study							
Virus levels will go up unexpectedly	0.33	0.49	0.40	0.43	0.19	0.34	0.38
Possibility that the virus will become resistant to	0.30	0.38	0.30	0.27	0.28	0.30	0.34

current HIV medication							
Temporary physical pain or discomfort from procedures	0.13		0.11	0.21	0.34		0.22
Lasting physical pain or discomfort	0.33		0.52	0.38	0.45	0.38	0.42
Developing dementia or problems thinking or remembering		0.46	0.38	0.37			
Stomach discomfort	0.26	0.38	0.21	0.21	0.31	0.39	0.33
Psychological side effects	0.19	0.42	0.27	0.28	0.39	0.47	0.28
Illness that can occur when my immune system is weakened			0.34	0.30	0.30	0.40	0.29
Illnesses that can occur if my immune system becomes	0.47		0.43	0.33	0.50	0.46	0.44

overly active							
Problems with my bones or muscles	0.29	0.42	0.28	0.23	0.33	0.31	0.30
Allergic reactions	0.36	0.45	0.26	0.23	0.37	0.34	0.29
A moderate/high chance of mild side effects during the study	0.35		0.17	0.16	0.31		
A low chance of moderate/severe side effects during the study	0.33		0.18	0.24		0.35	0.15
A very low chance of mild side effects that might occur post-study				0.27			
A very low chance of moderate/severe side effects that	0.42	0.39	0.31	0.33		0.40	0.17

might occur post-study								
Need to delay having children								
Possibility of being unable to have children in the future			0.24	0.17				
Becoming ineligible for future HIV trials or treatment								
Transmitting HIV to others if off HIV medication during the study		0.30			0.46			
Being at greater risk of arrest or prosecution if virus becomes detectable					0.44			
Being recognized as				0.43				

someone living with HIV					
Being treated poorly by the study staff					
Financial risks					0.53
Having HIV status disclosed or breach in confidentiality			0.49		
Facing stigma or discrimination	0.41		0.43		

Each risk perception variable was included in a separate s model with the control variables: gender, age, race, ethnicity, education, relationship status, income, region, source of income, financial status, longevity of HIV status, current health status, past participation in HIV treatment trials, number of ART pills per day, frequency of ART pill-taking per day, timing of ART pill-taking, and side effects of ART. Odds ratios on the control variables are not displayed.

Supplementary Table 6: Ordered Logistic Regression Results: Statistically-Significant Odds Ratios of Higher Likelihood to Choose a New HIV Remission Strategy Over Standard Daily ART Based on Perceptions of Potential Benefits, *Ceteris Paribus* (United States, 2018)

	Increased likelihood of choosing new HIV remission strategy over standard daily ART if...						
	No more daily pills, but must go to lab/clinic (vs. lower degrees) increase willingness to participate in an HIV-cure study	No more daily pills, but very small increase in chance of passing HIV on to sex partner [Scenario 2]	New strategy causes worse side effects initially but went away eventually [Scenario 3]	Never take HIV medications again, but very small increase in risk of health problems (e.g. cancer) [Scenario 4]	Uncertainty of new strategy working, but need to stop taking the HIV medication to find out [Scenario 5]	New strategy might not increase life expectancy [Scenario 6]	New strategy might not increase quality of life [Scenario 7]
Potential benefit that would "to a great or very great degree" (vs. lower degrees) increase willingness to participate in an HIV-cure study	[Scenario 1]	[Scenario 2]	[Scenario 3]	[Scenario 4]	[Scenario 5]	[Scenario 6]	[Scenario 7]
Getting special knowledge about HIV and my personal	3.16		2.19				

AIDS Research and Human Retroviruses
 The Dose Response: Perceptions of People Living with HIV in the United States on Alternatives to Oral Daily Antiretroviral Therapy (DOI: 10.1089/AID.2019.0175)
 This paper has been peer-reviewed and accepted for publication, but has yet to undergo copyediting and proof correction. The final published version may differ from this proof.

health							
Having regular access to special medical doctors/researchers	3.69	2.36	2.35				
Having regular access to a study nurse	6.04		2.40				
Engaging with research teams	5.96	2.25	3.48	2.60	2.12	2.27	2.61
Having someone to speak to about my HIV status	3.49		3.29	1.89			
Being treated as a special kind of patient	3.64	2.39	2.32	2.04			
Feeling good about contributing to HIV cure-related research	3.06		3.53	2.49	2.90	2.48	2.55
Feeling good about helping other people with HIV	2.38		2.82	2.38			2.21
Feeling good about helping	5.03		4.31	2.35			

people like me							
Feeling good about helping future generations of people with HIV	3.43		4.60	3.59	2.73	3.37	3.18
Hope that my HIV disease will improve	3.01	2.91	3.84				
Not wanting to give up	3.34		2.52	2.10			2.17
Receiving money for transportation	2.21				2.27		
Being offered a full meal at the study site	3.30						2.09
Being compensated or paid to participate in the study	2.15						
Receiving support from family and friends	3.78		3.31		3.17	2.51	2.50

Each benefit perception variable was included in a separate ordered logistic model with the control variables: gender, age, race, ethnicity, education, relationship status, income, region, source of income, financial status, longevity of HIV status, current health status,

past participation in HIV treatment trials, number of ART pills per day, frequency of ART pill-taking per day, timing of ART pill-taking, and side effects of ART. Odds ratios on the control variables are not displayed.

Supplementary Table 7: Ordered Logistic Regression Results: Statistically-Significant Odds Ratios of Higher Likelihood to Choose a New HIV Remission Strategy Over Standard Daily ART Based on Perceptions of Potential Improvements by New HIV Cure Strategy, *Ceteris Paribus*

	Increased likelihood of choosing new HIV remission strategy over standard daily ART if...						
	No more daily pills, but must go to lab/clinic much more often (e.g. every two weeks)	No more daily pills, but very small increase in chance of passing HIV on to sex partner [Scenario 2]	New strategy causes worse side effects initially but went away eventually [Scenario 3]	Never take HIV medications again, but very small increase in risk of health problems (e.g. cancer) [Scenario 4]	Uncertainty of new strategy working, but need to stop taking the HIV medication to find out [Scenario 5]	New strategy might not increase life expectancy [Scenario 6]	New strategy might not increase quality of life [Scenario 7]
Potential improvement of a new HIV cure strategy would be considered "large" or "life-changing" (vs. lower levels) over current medication strategy							
I would no longer need to take HIV medication	2.86	3.73	2.86	3.96		4.59	3.90

AIDS Research and Human Retroviruses

The Dose Response: Perceptions of People Living with HIV in the United States on Alternatives to Oral Daily Antiretroviral Therapy (DOI: 10.1089/AID.2019.0175)

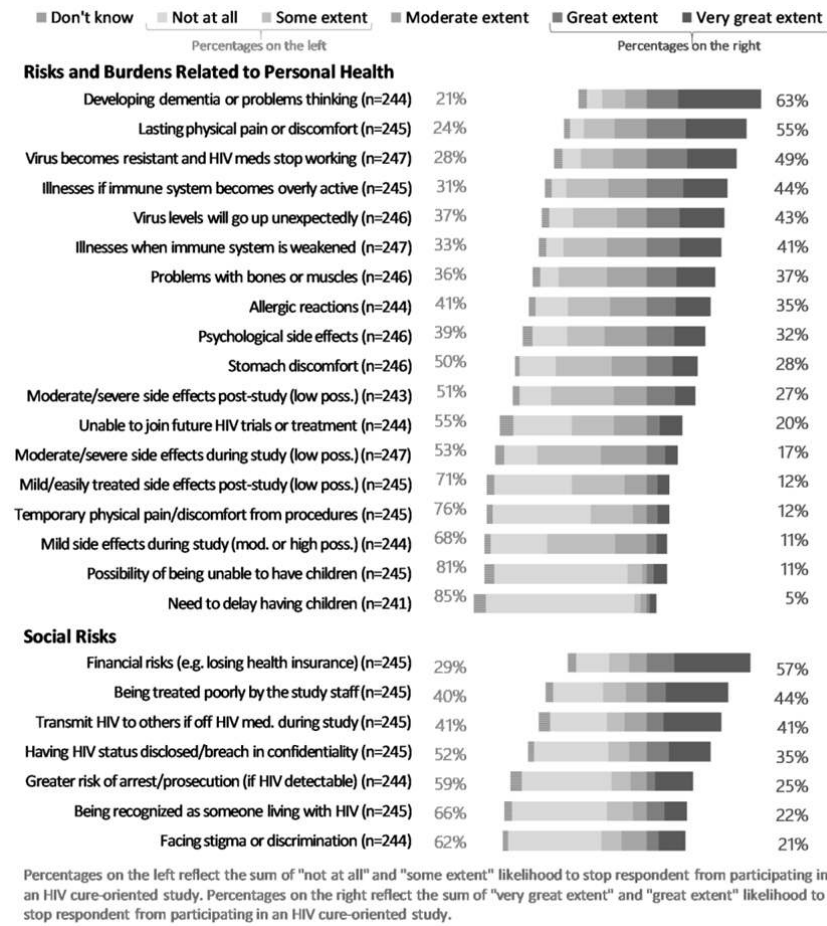
This paper has been peer-reviewed and accepted for publication, but has yet to undergo copyediting and proof correction. The final published version may differ from this proof.

s every day						
I would no longer have any HIV that can reproduce itself inside my body			26.62			
My immune system could keep HIV under control and I wouldn't get sick	3.72	7.43			3.39	
I would feel more confident that I could not pass on HIV	2.58		2.44		2.70	
I would not feel like I had to tell others about my HIV status,		2.54				

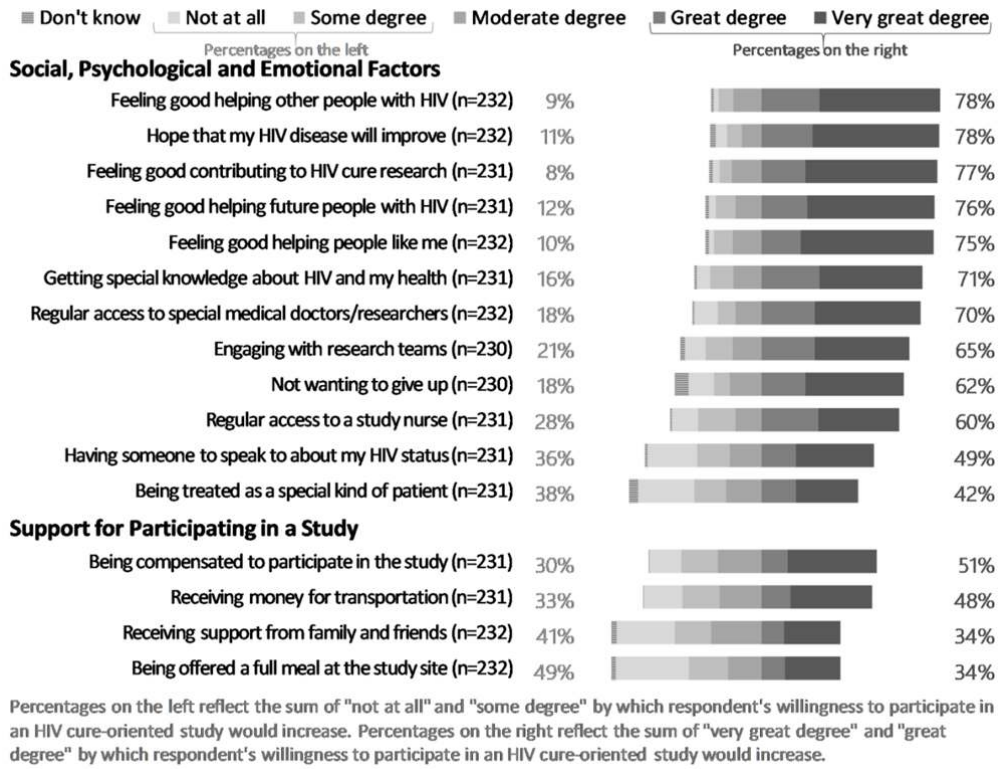
including sex partners							
I would no longer think so much about sickness or dying	2.33	3.10	3.40	2.49			2.20
I would not feel stigma from my family, partners or friends		2.07	2.62	1.91			
I would not feel stigma from society	2.25		2.99	1.99			
I would not feel guilty or ashamed of having HIV	2.16	3.07	2.72	2.64			1.87
I would not spend so much money on	3.88	2.44	3.14	3.69		2.42	2.12

health care or worry about losing access							
I would feel like I can plan for a better future	3.41	2.75	2.29				
My HIV reservoir would be smaller, although may not have direct health benefit	2.04	2.86	2.06				2.25

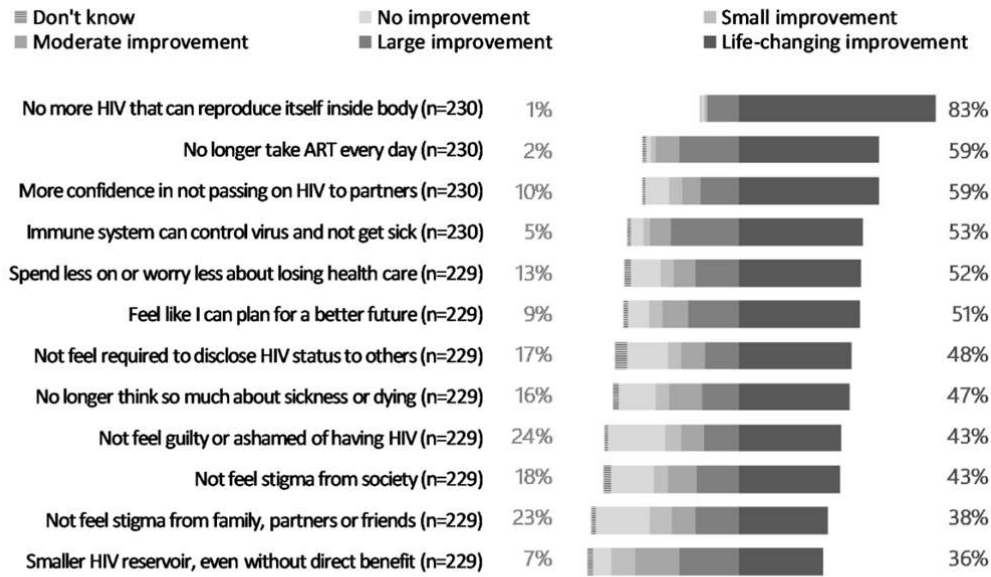
Each improvement perception variable was included in a separate ordered logistic model with the control variables: gender, age, race, ethnicity, education, relationship status, income, region, source of income, financial status, longevity of HIV status, current health status, past participation in HIV treatment trials, number of ART pills per day, frequency of ART pill-taking per day, timing of ART pill-taking, and side effects of ART. Odds ratios on the control variables are not displayed.



Supplementary Figure 1: Extent to Which Risk Factors are “Likely to Stop” Respondents from Participating in an HIV Cure-Oriented Study (United States, 2018)

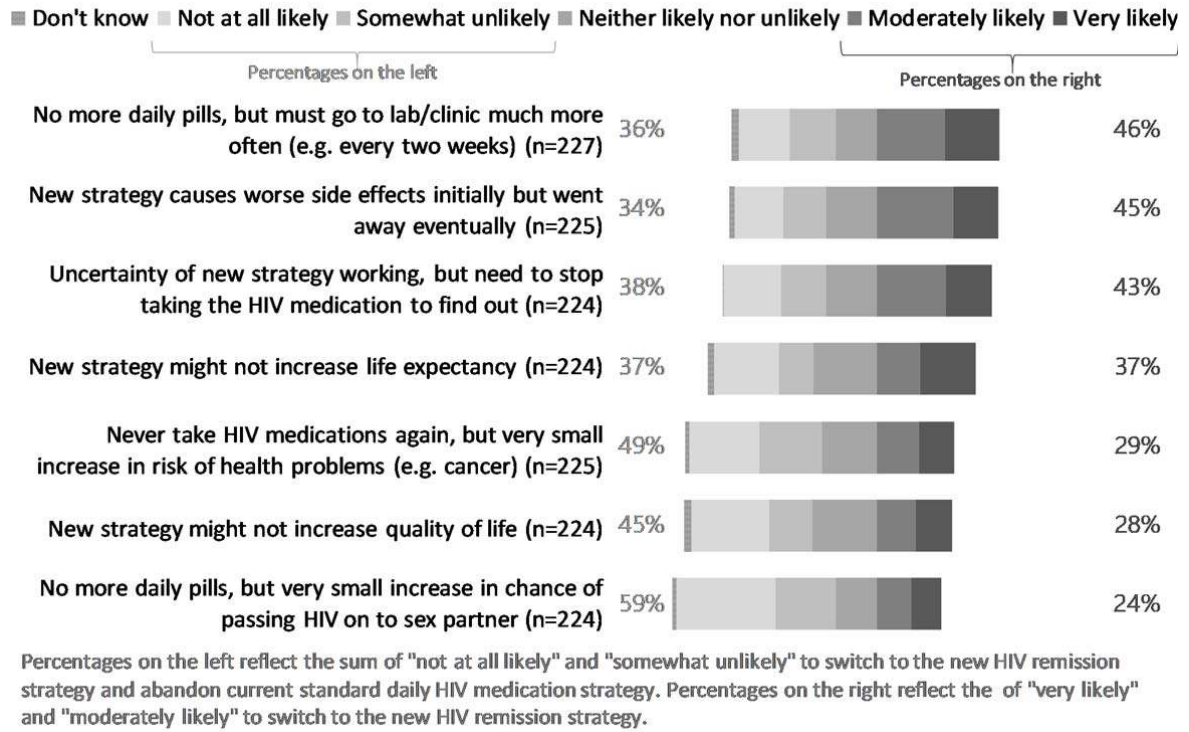


Supplementary Figure 2: Degree by Which Factors Would Increase Respondents' Willingness to Participate in an HIV Cure-Oriented Study (United States, 2018)

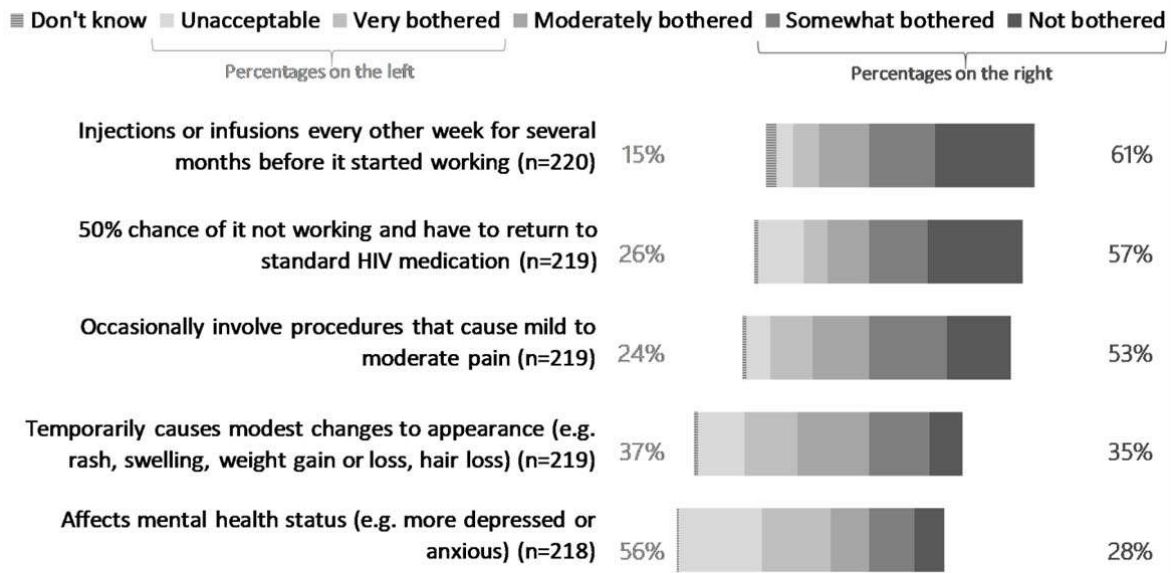


Percentages on the left reflect "no improvement". Percentages on the right reflect "life-changing improvement".

Supplementary Figure 3: Improvement Over Current HIV Medication Strategy Offered by a Promising Future HIV Remission or Cure Strategy (United States, 2018)



Supplementary Figure 4: Likelihood of Choosing a New HIV Remission Strategy over Standard Daily HIV Medication Under Different Scenarios (United States, 2018)



Percentages on the left reflect the sum of "unacceptable" and "very bothered" by the factor of the new HIV remission strategy compared to experience with standard HIV medications. Percentages on the right reflect the sum of "not bothered" and "somewhat bothered" by the factor of the new HIV remission strategy compared to experience with standard HIV medications.

Supplementary Figure 5: Acceptability of Factors under New HIV Remission Strategy compared to Experiences with Standard HIV Medications (United States, 2018)