

 Open access • Journal Article • DOI:10.1123/JSEP.2017-0179

The Effects of Prosocial and Antisocial Behaviors on Emotion, Attention, and Performance During a Competitive Basketball Task. — [Source link](#)

[Ali Salam Ali Al-yaaribi](#), [Maria Kavussanu](#), [Christopher Ring](#)

Institutions: [Sultan Qaboos University](#), [University of Birmingham](#)

Published on: 01 Dec 2018 - [Journal of Sport & Exercise Psychology](#) (Human Kinetics)

Topics: [Prosocial behavior](#), [Anger](#), [Affect \(psychology\)](#) and [Anxiety](#)

Related papers:

- [Consequences of prosocial and antisocial behavior for the recipient](#)
- [Empathy-related and prosocial responding: Conceptions and correlates during development.](#)
- [How teammate behaviors relate to athlete affect, cognition, and behaviors: A daily diary approach within youth sport](#)
- [Disentangling the Relations between Social Identity and Prosocial and Antisocial Behavior in Competitive Youth Sport.](#)
- [Social identity and prosocial and antisocial behavior in youth sport.](#)

Share this paper:    

View more about this paper here: <https://typeset.io/papers/the-effects-of-prosocial-and-antisocial-behaviors-on-emotion-128lzsgqsi>

The Effects of Prosocial and Antisocial Behaviors on Emotion, Attention, and Performance During a Competitive Basketball Task

Al-yaaribi, Ali Salam Ali; Kavussanu, Maria; Ring, Christopher

DOI:

[10.1123/jsep.2017-0179](https://doi.org/10.1123/jsep.2017-0179)

License:

Other (please specify with Rights Statement)

Document Version

Peer reviewed version

Citation for published version (Harvard):

Al-yaaribi, ASA, Kavussanu, M & Ring, C 2018, 'The Effects of Prosocial and Antisocial Behaviors on Emotion, Attention, and Performance During a Competitive Basketball Task', *Journal of Sport and Exercise Psychology*. <https://doi.org/10.1123/jsep.2017-0179>

[Link to publication on Research at Birmingham portal](#)

Publisher Rights Statement:

Accepted for publication in *Journal of Sport and Exercise Psychology* on dd/mm/yyyy

© 2018 Human Kinetics, Inc.

General rights

Unless a licence is specified above, all rights (including copyright and moral rights) in this document are retained by the authors and/or the copyright holders. The express permission of the copyright holder must be obtained for any use of this material other than for purposes permitted by law.

- Users may freely distribute the URL that is used to identify this publication.
- Users may download and/or print one copy of the publication from the University of Birmingham research portal for the purpose of private study or non-commercial research.
- User may use extracts from the document in line with the concept of 'fair dealing' under the Copyright, Designs and Patents Act 1988 (?)
- Users may not further distribute the material nor use it for the purposes of commercial gain.

Where a licence is displayed above, please note the terms and conditions of the licence govern your use of this document.

When citing, please reference the published version.

Take down policy

While the University of Birmingham exercises care and attention in making items available there are rare occasions when an item has been uploaded in error or has been deemed to be commercially or otherwise sensitive.

If you believe that this is the case for this document, please contact UBIRA@lists.bham.ac.uk providing details and we will remove access to the work immediately and investigate.

1

2 THIRD REVISION

3

4

5

6

7

8 The Effects of Prosocial and Antisocial Behavior on Emotion, Attention, and Performance

9 during a Competitive Basketball Task

10

11

12

13

14

15

16

17

18

19

20

21 [Third Revision Submitted: September, 2018](#)

1
2
3
4
5
6
7
8
9
10
11
12
13
14
15
16

Abstract

The purpose of this experiment was to investigate whether prosocial and antisocial teammate behaviors affect emotions (i.e., happiness, anxiety, anger), attention, and performance. Undergraduate sport and exercise science students ($N = 102$) were randomly assigned to one of three groups: prosocial behavior, antisocial behavior, and control. They performed a basketball free-throw shooting task for two minutes in baseline and experimental phases and completed measures of emotions and attention. Free-throw shooting performance was also recorded. A series of 2 Group ANCOVAs controlling for baseline scores showed that the prosocial group reported more happiness than the antisocial and control groups. The antisocial group reported more anxiety than the prosocial group, and more anger and lower attention than the other two groups. The prosocial and antisocial groups performed better than the control group. These findings suggest that prosocial and antisocial teammate behaviors may influence the recipient's emotions, attention, and performance during sport competition.

Keywords: teammate, recipient, experiment, emotions

TEAMMATE BEHAVIOR, EMOTIONS, AND PERFORMANCE

1 The Effects of Prosocial and Antisocial Behavior on Emotion, Attention, and Performance 2 during a Competitive Basketball Task

3 The high prevalence and significance of prosocial and antisocial behaviors in sport
4 have sparked the interest of researchers trying to understand these behaviors (for reviews see
5 Kavussanu, 2012; Kavussanu & Stanger, 2017). Prosocial behavior has been defined as
6 voluntary behavior intended to help or benefit another individual or group of individuals
7 (Eisenberg & Fabes, 1998), for example, helping a player off the floor. Antisocial behavior is
8 behavior intended to harm or disadvantage others (Sage, Kavussanu, & Duda, 2006), for
9 example, verbally abusing a player. In sport, researchers have primarily examined the
10 antecedents of prosocial and antisocial behaviors (e.g., Kavussanu, Stanger, & Ring, 2015;
11 Stanger, Backhouse, Jennings, & McKenna, 2018; van de Pol, Kavussanu, & Claessens,
12 2018). Recently, researchers have started to investigate the consequences of these behaviors
13 for the recipient (e.g., Al-Yaaribi, Kavussanu, & Ring, 2016; Al-Yaaribi & Kavussanu, 2017,
14 2018; Benson & Bruner, 2018). The purpose of the current study was to extend this work in
15 an experimental setting.

16 A theoretical framework relevant to this study is the social cognitive theory of moral
17 thought and action (Bandura, 1991), which describes a reciprocal relationship between the
18 social environment and an individual's thoughts, feelings, and behaviors. According to this
19 theory, the social environment influences an individual's behavior, but the person also affects
20 the environment via his/her behavior. Moreover, the morality of conduct is judged based on
21 its consequences for the recipient rather than one's motives (Bandura, 1991). For example,
22 injuring an opposing player is viewed as unethical behavior because it results in negative
23 physical consequences for the recipient, regardless of the motives of the act. Bandura (1999)
24 also described two dimensions of morality: proactive morality, which is expressed in the
25 power to act humanely, and inhibitive morality, where people refrain from behaving

TEAMMATE BEHAVIOR, EMOTIONS, AND PERFORMANCE

1 inhumanely. In sport research, the terms prosocial and antisocial behavior have been used to
2 refer to the two aspects of morality (see Kavussanu, 2006, 2012).

3 Research (see Graupensperger, Jensen, & Evans, 2018; Kavussanu & Boardley, 2009)
4 has shown that athletes engage in both prosocial and antisocial behaviors toward teammates
5 (e.g., congratulating or arguing with a teammate). It has been suggested that prosocial
6 teammate behaviors may have achievement-related consequences for example, they could
7 enhance the recipient's motivation and subsequent performance (Kavussanu & Boardley,
8 2009). Recent studies have provided evidence consistent with this proposal (Al-Yaaribi et al.,
9 2016; Al-Yaaribi & Kavussanu, 2017, 2018): Football and basketball players who perceived
10 their teammates acting prosocially toward them during a match also reported experiencing
11 more enjoyment, tried harder, perceived that they had performed better, and reported higher
12 commitment toward their team (Al-Yaaribi et al., 2016). Prosocial teammate behavior has
13 also been positively related to task cohesion and inversely associated with burnout in athletes
14 from a variety of team sports (Al-Yaaribi & Kavussanu, 2017).

15 Antisocial teammate behavior, on the other hand, may have negative consequences for
16 the recipient's well-being and performance. Players' perceptions of antisocial behavior by
17 their teammates during a match have been associated with more anger, less effort, and lower
18 perceived performance (Al-Yaaribi et al., 2016; Al-Yaaribi & Kavussanu, 2018). In addition,
19 antisocial teammate behavior has been inversely associated with commitment, and this
20 relationship was mediated by effort and perceived performance. Although these studies shed
21 light on the potential consequences of prosocial and antisocial behaviors in sport, their cross-
22 sectional design does not allow conclusions to be drawn about the direction of causality.
23 Experimental research is needed to determine the influence of teammate behaviors on athlete
24 outcomes.

25 **Teammate Behavior, Emotions, Attention, and Performance**

TEAMMATE BEHAVIOR, EMOTIONS, AND PERFORMANCE

1 Prosocial and antisocial teammate behaviors could have implications for the recipient's
2 emotions. For example, being the recipient of prosocial behaviors, such as encouragement,
3 positive feedback, and support from one's teammates, can lead athletes to feel happiness,
4 which is experienced when individuals appraise events or situations as beneficial and
5 favorable for them, or as making progress toward attaining goals (Jones, Lane, Bray, Uphill,
6 & Catlin, 2005; Lazarus, 2000). In previous research, the recipients of prosocial teammate
7 behavior during a single match, or throughout the season, reported enjoyment and positive
8 affect (Al-Yaaribi et al., 2016; Al-Yaaribi & Kavussanu, 2017, 2018). However, researchers
9 have not examined the effects of prosocial teammate behavior on the happiness of the
10 recipient, in an experimental setting.

11 One of the most common emotions athletes experience during competition is anxiety.
12 Anxiety is often (but not always) considered a negative emotion, has been defined as
13 uncertainty regarding goal attainment and coping, and is characterized by feelings of
14 apprehension and tension, along with arousal of the autonomic nervous system (Jones et al.,
15 2005). Anxiety occurs when situations are perceived as stressful and threatening (Eysenck,
16 1992). The recipient of prosocial teammate behavior may be less likely to experience anxiety
17 during competition because such behavior may help to buffer competitive stress. In contrast,
18 antisocial teammate behaviors, such as expressing frustration after a teammate's poor play,
19 criticizing, swearing, and arguing with teammates, may lead the recipient to perceive external
20 pressure, which could lead to anxiety. In previous research, players who perceived antisocial
21 teammate behavior over the course of a season reported more negative affect (Al-Yaaribi &
22 Kavussanu, 2017), and negative social interactions have been positively associated with
23 athletes' stress and negative affect (DeFreese & Smith, 2014); these interactions include
24 unhelpful, unwanted, rejecting, neglecting, or intrusive behaviors (Newsom, Rook,

TEAMMATE BEHAVIOR, EMOTIONS, AND PERFORMANCE

1 Nishishiba, Sorkin, & Mahan, 2005) and constitute antisocial behavior, as they can
2 potentially harm others.

3 Antisocial behavior can also elicit anger, “an emotion comprising high arousal that
4 results from an event perceived to be a demeaning offence against me and mine” (Jones et al.,
5 2005). Antisocial teammate behaviors such as verbal abuse, swearing, and criticism may
6 cause anger because they can lead the recipient to feel disrespected. The perception that one
7 has been treated disrespectfully is the most common source of anger (see Miller, 2001) with
8 many studies showing that disrespectful treatment elicits anger (see Bettencourt & Miller,
9 1996). In previous sport research, players who perceived their teammates acting antisocially
10 toward them during a single competition or the entire season reported more anger (Al-Yaaribi
11 et al., 2016; Al-Yaaribi & Kavussanu, 2018), suggesting that antisocial teammate behavior
12 has the potential to elicit anger.

13 Prosocial and antisocial behaviors could also influence attention, which involves the
14 process of focusing on task-relevant information while ignoring task-irrelevant (disruptive)
15 information (Schmidt & Lee, 1999). Attention can be shifted by thoughts and emotions (e.g.,
16 Hatzigeorgiadis & Biddle, 2008; McCarthy, Allen, & Jones, 2013). Antisocial teammate
17 behavior may divert the recipient’s attention to task-irrelevant thoughts by thinking about or
18 trying to respond to one’s teammates’ verbal abuse or criticism. Task-irrelevant thoughts may
19 disrupt attentional focus and shift attentional resources away from task-relevant information
20 (Wulf, 2013). Indeed, empirical research has shown that athletes can be distracted by
21 emotional task-irrelevant negative words, such as “loser”, with negative sport-relevant words
22 causing the greatest attentional bias (Lautenbach, Laborde, Putman, Angelidis, & Raab,
23 2016).

24 Prosocial teammate behavior may also lead to better performance. For example,
25 receiving positive feedback from a teammate may enhance the recipients’ trust in their

1 abilities, which in turn should increase their motivation and subsequent performance.
2 Experimental research has shown that performance-related positive feedback, such as
3 “congratulations” and “well done”, improved performance (e.g., Escarti & Guzmán, 1999;
4 Mouratidis, Vansteenkiste, Lens, & Sideridis, 2008), while in cross-sectional work, prosocial
5 teammate behavior was positively associated with perceived performance (Al-Yaaribi et al.,
6 2016; Al-Yaaribi & Kavussanu, 2018). In contrast, criticizing or showing frustration at one’s
7 teammates may demotivate the recipients, particularly those who are relatively sensitive to
8 others’ criticism and disapproval, and such behaviors could impair performance. In support of
9 this argument, previous research has reported a negative relationship between antisocial
10 teammate behavior and perceived performance during a basketball game (Al-Yaaribi et al.,
11 2016).

12 **The Present Experiment**

13 In sum, although researchers have investigated antecedents of prosocial and antisocial
14 behaviors in sport (e.g., Kavussanu et al., 2015; Stanger et al., 2018), the potential
15 consequences of these behaviors for the recipient have only recently started to receive
16 research attention (e.g., Al-Yaaribi et al., 2016; Al-Yaaribi & Kavussanu, 2017, 2018;
17 Benson & Bruner, 2018). However, none of these studies have used an experimental design,
18 limiting the conclusions one can draw about the direction of causality between teammate
19 behavior and its consequences for the recipient. The current experiment was designed to
20 extend the existing literature by examining whether prosocial and antisocial teammate
21 behaviors affect emotions (i.e., happiness, anxiety, anger), attention, and performance. We
22 hypothesized that compared to a control group: (a) prosocial teammate behavior would
23 increase happiness and improve performance (e.g., Al-Yaaribi et al., 2016; Al-Yaaribi &
24 Kavussanu, 2018); and (b) antisocial teammate behavior would increase anxiety and anger
25 (e.g., Al-Yaaribi & Kavussanu, 2017, 2018) and decrease attention (e.g., Lautenbach et al.,

1 2016). We forwarded no hypotheses regarding the effects of prosocial behavior compared to
2 antisocial behavior.

3 **Method**

4 **Participants**

5 One hundred and two (51 males; $M = 20.31$, $SD = 2.30$ years) sport and exercise
6 science university students voluntarily participated in the experiment in exchange for course
7 credit. Power calculations using GPower software (Faul, Erdfelder, Lang, & Buchner, 2007)
8 indicated that, with 34 participants in each group and an alpha level of .05, the study was
9 powered at .80 to detect significant group differences in outcome measures corresponding to
10 a medium-to-large ($d = 0.8$, Cohen, 1992) effect size.

11 Participants' main sports were basketball ($n = 17$; 16.7%), football ($n = 12$; 11.8%),
12 rugby and hockey ($n = 11$; 16.7% for each), netball ($n = 9$; 8.8%), cricket ($n = 3$; 2.9%), ice
13 hockey, American football, water polo, volleyball ($n = 1$; 1.0% for each sport), and individual
14 sports ($n = 35$; 34.5%) such as swimming, weight lifting, golf, track and field, tennis, and
15 gymnastics. At the time of testing, participants had experience playing their main sport
16 competitively for an average of 6.90 years ($SD = 4.50$). Their highest level of basketball
17 playing experience was recreational ($n = 65$; 64.7%), local ($n = 15$; 14.7%), regional ($n = 6$;
18 5.9%), university ($n = 9$; 8.8%) and other ($n = 7$; 5.9%) levels, and they indicated that they
19 had never ($n = 33$; 32.4%), rarely ($n = 43$; 42.2%), sometimes ($n = 12$; 11.8%), often ($n = 12$;
20 11.8%), or very often ($n = 2$; 2.0%) played basketball. Finally, participants had played
21 basketball competitively or recreationally for an average of 3.2 years ($SD = 2.44$).

22 **Experimental Design**

23 We used a mixed factorial design with one between-subjects factor and one within-
24 subjects factor. The between-subjects factor was Group and had three levels: prosocial
25 behavior, antisocial behavior, and control. The within-subjects factor was Phase and had two

TEAMMATE BEHAVIOR, EMOTIONS, AND PERFORMANCE

1 levels: baseline and experimental. Participants were randomly assigned to one of three groups
2 (17 males and 17 females in each group) and performed the task in the baseline and
3 experimental phases.

4 **Equipment and Experimental Task**

5 The task involved shooting basketball free throws for two minutes. Participants threw a
6 size seven (diameter = 0.23 m) basketball (Nike Baller) from a standard free-throw line
7 (distance = 4.57 m) into a standard-size hoop (diameter = 0.46 m) set at a standard height
8 (3.05 m) from the ground. The equipment and task conformed to Federation of International
9 Basketball (FIBA, 2014) guidelines. The apparatus (Powerhoop) consisted of the base, pole,
10 hoop, and backboard (1.2 x 0.9 m). A digital countdown timer (ZJchao: 34.3 x 11.9 x 10.7
11 cm), with a blue LED display, was positioned at a distance of about 4 m from the participant,
12 a height of 2 m from the ground, and an angle of approximately 20° to the front and left of
13 the participant, so that he/she could keep track of time. A similar task has been used in
14 previous research (e.g., Hardy & Parfitt, 1991; Wilson, Vine, & Wood, 2009). The
15 experiment was conducted in a laboratory.

16 **Measures**

17 **Emotions.** Happiness, anxiety and anger experienced by the participants during the
18 competitive task were measured using the happiness (four items), anger (four items), and
19 anxiety (five items) subscales of the Sport Emotion Questionnaire (Jones et al., 2005).
20 Participants were asked to think to what extent they felt these emotions during the task they
21 had just completed and record their responses on a 5-point Likert scale ranging from 1 (*not at*
22 *all*) to 5 (*extremely*). The stem “During the task, I felt...” was followed by items measuring
23 happiness (e.g., “joyful”, “cheerful”), anxiety (e.g., “anxious”, “nervous”), and anger (e.g.,
24 “annoyed”, “furious”). Previous studies have supported the construct validity and internal

1 consistency of the three subscales when used after competition (e.g., Dewar, Kavussanu, &
2 Ring, 2013).

3 **Attention.** The 4-item attentional control subscale of the Test of Performance
4 Strategies (Thomas, Murphy, & Hardy, 1999) was used to assess participants' attention
5 during the task. The stem was "During the task..." and example items are "I focused my
6 attention effectively" and "I had trouble maintaining my concentration". Participants
7 responded on a 5-point Likert scale, ranging from 1 (*never*) to 5 (*always*). The attentional
8 control subscale has shown good internal consistency with a Cronbach's alpha coefficient of
9 .78 (Thomas et al., 1999).

10 **Performance.** We used two measures of performance. First, we measured performance
11 by calculating the number of successful baskets during the baseline and experimental phases,
12 in line with some previous studies (e.g., Kavussanu, Crews, & Gill, 1998; Wilson et al.,
13 2009). Second, we used a more sensitive measure of performance, comprising a point-system,
14 according to which, participants were awarded: five points for a successful shot; three points
15 for a ball that touched only the rim; two points for a ball that hit the backboard and the rim;
16 one point for a ball that touched only the backboard; and zero points for a complete miss.
17 Thus, the shots which received less than five points did not go through the hoop. The total
18 score was computed by summing the points from shooting attempts during each of the two
19 minutes of the task duration. Previous studies have used a point system to measure
20 performance (e.g., Wulf, Raupach, & Pfeiffer, 2005; Zachry, Wulf, Mercer, & Bezodis,
21 2005). We refer to the first measure of performance as "baskets scored" and to the second
22 measure as "shooting accuracy".

23 **Experimental Manipulations**

24 In order to develop the experimental manipulations, we conducted a pilot study.
25 Specifically, two of the investigators and four undergraduate sport and exercise science

TEAMMATE BEHAVIOR, EMOTIONS, AND PERFORMANCE

1 students, who were active sport participants, generated a list of prosocial and antisocial
2 statements based on their own sport experiences and that of their fellow teammates. The
3 students were given definitions of prosocial behavior (i.e., voluntary behavior intended to
4 help or benefit another individual) and antisocial behavior (i.e., voluntary behavior intended
5 to harm or disadvantage another individual) and were asked to list all prosocial and antisocial
6 verbal behaviors they had experienced during **any** competitive games. The 10 prosocial and
7 10 antisocial behaviors/ statements mentioned most consistently and five neutral statements
8 (**referring to behaviors that cannot be classified as prosocial or antisocial**) generated by the
9 authors were used in the next phase of the research.

10 The 25 statements were rated by 20 college athletes (10 males) on the extent to which
11 they were pleasant (or unpleasant) thus being likely to have positive or negative effects on the
12 athletes during competition, on a 9-point Likert scale ($-4 = \textit{extremely unpleasant}$ to $+4 =$
13 *extremely pleasant*). The five prosocial and five antisocial statements with the **most extreme**
14 ratings were used in the experimental manipulations. The five prosocial statements ($M =$
15 2.11) were: you can do it; keep going; great effort; great performance; and we are almost
16 there. The five antisocial statements ($M = -2.33$) were: what are you doing; this is awful; you
17 are letting me down; terrible performance; and it is about bloody time. The five neutral
18 statements ($M = 0.26$) were: the basket is black; it is cold here; the light is bright; the basket
19 is big; the floor is hard”.

20 The experimental manipulation involved verbalizing by a confederate, who was
21 ostensibly the participant’s teammate, each of the five (prosocial, antisocial, or neutral)
22 statements to the participants during the task. This was done at predetermined intervals within
23 the two-minute countdown period (1:40, 1:20, 1:00, 0:40 and 0:20 minutes from the end).
24 The tone of voice used to say the statements was: encouraging for the prosocial group; angry
25 and frustrated for the antisocial group; and neutral for the control group.

1 **Manipulation Check**

2 A 10-item adapted version of the two teammate behavior subscales of the Prosocial and
3 Antisocial Behavior in Sport Scale (PABSS; Kavussanu & Boardley, 2009) was used to
4 measure the recipients' perceptions of prosocial and antisocial teammate behaviors during the
5 task. The stem "During the task, my teammate..." was followed by items measuring prosocial
6 behavior (four items; e.g., "congratulated me for good play", "gave me constructive
7 feedback") and antisocial behavior (five items; e.g., "criticized me", "verbally abused me").
8 Participants responded on a 5-point Likert scale ranging from 1 (*never*) to 5 (*very often*) to
9 indicate how often their teammate engaged in each behavior toward them during the task. An
10 item (i.e., "supported me") was included with the original 4-item prosocial teammate
11 behavior subscale to increase its internal consistency in line with past research (Al-Yaaribi &
12 Kavussanu, 2017, 2018). Research has supported the internal consistency and factorial
13 validity of the teammate behavior subscales (e.g., Al-Yaaribi et al., 2016).

14 **Procedure**

15 Upon receiving ethical approval from the University Ethics Committee, participants
16 were recruited via e-mails, posters, and flyers. They were tested individually. In every
17 experimental session, there were two experimenters: the first delivered instructions and
18 collected data (and is referred to as the "experimenter") and the second acted as a teammate,
19 who collected and passed the basketball back to the shooter after every shot, and is referred to
20 as the "confederate". The experimenter was one of four research assistants, while the
21 confederate was the same person in all experimental sessions. This was necessary to
22 standardize the confederate's performance and tone of voice used to verbalize the different
23 statements in order to make the groups comparable.

24 [Once the participant and confederate arrived at the laboratory, they](#) read and signed a
25 consent form. Next, the experimenter: explained that the aim of the study was to enhance

TEAMMATE BEHAVIOR, EMOTIONS, AND PERFORMANCE

1 teamwork performance during competition; demonstrated the proper technique of free-throw
2 shooting, rebounding, and passing to be used; and informed participants that the goal was to
3 work together as a team and score as many baskets as possible within two minutes. The time
4 was displayed on the digital timer. Participants were also told that their performance (i.e.,
5 number of successful baskets) would be compared with the performance of other teams,
6 displayed on a leaderboard, and that the top three teams would receive monetary prizes of
7 £30 for first, £20 for second, and £10 for third place, at the end of the experiment. Monetary
8 prizes were included in order to intensify competition. Next, the participant was informed
9 that he or she had been “randomly assigned” to shoot the basketball. In reality, this was
10 predetermined: The confederate was always the teammate, who collected and passed the ball
11 to the participant. The task started when the experimenter said “Go” and ended with the
12 buzzer signal from the digital timer at the end of the two-minute period.

13 The participant and the confederate were given one minute to practice and familiarize
14 themselves with the task requirements. Then, they completed the task in the baseline phase,
15 followed by a four-minute rest, where they completed the baseline questionnaire measuring
16 emotions, and attentional control during the task. Next, the experimental phase took place,
17 during which the manipulations were delivered. Then, both the participant and the
18 confederate completed the same questionnaire used in the baseline phase, as well as the
19 manipulation check. At the end of the experiment, participants were informed their
20 performance score, were debriefed, and were asked if they had suspected the confederate was
21 part of the experiment. None of them thought that the teammate was a confederate. Finally,
22 participants were thanked and were asked not to disclose the study protocol to anyone.

23 **Data Analysis**

24 First, we evaluated the effectiveness of the experimental manipulations using a 3 Group
25 (prosocial, antisocial, control) × 2 Gender (male, female) Multivariate Analysis of Variance

TEAMMATE BEHAVIOR, EMOTIONS, AND PERFORMANCE

1 (MANOVA) followed by separate Analyses of Variance (ANOVAs), and Tukey post hoc
2 comparisons, on the measures of prosocial and antisocial teammate behaviors, which were
3 used as the manipulation check. Next, we conducted a 3 Group (prosocial, antisocial, control)
4 \times 2 Gender (male, female) \times 2 Phase (baseline, experimental) **mixed-model** MANOVA, with
5 emotions, attention, and performance as the dependent variables. Significant Group by Phase
6 interaction effects were followed by 3 Group (prosocial, antisocial, control) Analyses of
7 Covariance (ANCOVAs) on the experimental phase scores (e.g., happiness, anxiety, etc.),
8 controlling for the respective baseline scores. For all analyses, the alpha level was set at $p <$
9 $.05$, and we have reported the associated effect size (Cohen, 1988). Partial eta-squared (η_p^2)
10 values of $.02$, $.13$, and $.25$, and Cohen's standardized mean difference (d), values of $.20$, $.50$,
11 and $.80$, correspond to small, medium, and large effects, respectively.

Results

13 Preliminary Analysis

14 Prior to the main analysis we conducted preliminary analyses. There were no missing
15 data or outliers. Histograms, qq plots, and all variables were normally distributed as indicated
16 by the skewness and kurtosis values. All scale scores demonstrated good-to-excellent levels
17 of reliability with alpha coefficients ranging from $.74$ to $.91$ in the baseline and experimental
18 phases.

19 Manipulation Check

20 The 3 Group \times 2 Gender MANOVA conducted on the prosocial and antisocial behavior
21 measure yielded a multivariate Group effect, Wilks' $\lambda = .171$, $F(4, 190) = 67.36$, $p < .001$, η_p^2
22 $= .586$; there **was no Gender effect or Group by Gender interaction**. Follow-up 3 Group \times 2
23 Gender ANOVAs revealed group differences for both prosocial, $F(2, 96) = 56.90$, $p < .001$,
24 $\eta_p^2 = .542$, and antisocial, $F(2, 96) = 71.16$, $p < .001$, $\eta_p^2 = .597$, teammate behavior. Tukey
25 post hoc comparisons showed that the prosocial group perceived more prosocial teammate

TEAMMATE BEHAVIOR, EMOTIONS, AND PERFORMANCE

1 behavior ($M = 3.54$, $SD = 0.56$) compared to the antisocial ($M = 1.89$, $SD = 1.07$, $p = .01$, $d =$
2 1.93 , 95% CI = $1.36-2.51$) and control ($M = 1.61$, $SD = 0.70$, $p = .01$, $d = 3.05$, 95% CI =
3 $2.35-3.74$) groups. Moreover, the antisocial group perceived more antisocial teammate
4 behavior ($M = 2.27$, $SD = 0.81$) than the prosocial ($M = 1.04$, $SD = 0.10$, $p = .01$, $d = 2.13$,
5 95% CI = $1.54-2.73$) and control ($M = 1.08$, $SD = 0.17$, $p = .01$, $d = 2.03$, 95% CI = $1.45-$
6 2.62) groups. These findings indicate that our experimental manipulations were successful.

7 **Effects of Teammate Behavior on Outcomes**

8 Our aim was to examine whether prosocial and antisocial teammate behaviors influence
9 emotions, attention, and performance. A 3 Group (prosocial, antisocial, control) \times 2 Gender
10 (male, female) \times 2 Phase (baseline, experimental) **mixed-model** MANOVA yielded
11 multivariate effects for Group, Wilks' $\lambda = .642$, $F(12, 182) = 3.77$, $p < .001$, $\eta_p^2 = .199$, Phase,
12 Wilks' $\lambda = .610$, $F(6, 91) = 9.69$, $p < .001$, $\eta_p^2 = .390$, and Group by Phase, Wilks' $\lambda = .688$,
13 $F(12, 182) = 3.11$, $p < .001$, $\eta_p^2 = .170$. None of the effects involving Gender were significant.
14 Subsequent ANOVAs yielded Group by Phase interaction effects for happiness, $F(2, 96) =$
15 4.93 , $p = .009$, $\eta_p^2 = .093$, anxiety, $F(2, 96) = 5.32$, $p = .006$, $\eta_p^2 = .100$, anger, $F(2, 96) =$
16 4.35 , $p = .02$, $\eta_p^2 = .083$, attention, $F(2, 96) = 3.47$, $p = .04$, $\eta_p^2 = .067$, baskets scored, $F(2,$
17 $96) = 3.73$, $p = .03$, $\eta_p^2 = .072$, and a marginally significant effect for shooting accuracy, $F(2,$
18 $96) = 3.09$, $p = .05$, $\eta_p^2 = .061$. These interaction effects are displayed in Figures 1, 2 and 3.

19 Next, we conducted a series of one-way ANCOVAs only on the measures pertaining to
20 the Experimental Phase, with Group as the between-subjects factor and the respective
21 baseline scores as the covariates. Thus, ANCOVA for happiness, compared the three groups
22 on the happiness experienced during the experimental phase, controlling for the happiness
23 experienced during the baseline phase. Although our hypotheses pertained only to the
24 comparison with the control group, we also compared the prosocial group with the antisocial
25 group for exploratory purposes. These analyses confirmed Group main effects for all

TEAMMATE BEHAVIOR, EMOTIONS, AND PERFORMANCE

1 variables (see Table 1). Finally, we compared pairs of groups (i.e., antisocial v prosocial,
2 antisocial v control, prosocial v control), on the scores of the variables obtained in the
3 experimental phase, by performing a series of 2 Group ANCOVAs, adjusting for the
4 respective baseline values.

5 As can be seen in Table 1, these comparisons indicated that the prosocial group was
6 happier than both the antisocial, $p < .001$, $d = 1.04$, 95% CI = 0.53-1.54, and control, $p = .01$,
7 $d = 0.57$, 95% CI = 0.09-1.06, groups. The antisocial group was more anxious than the
8 prosocial group, $p = .01$, $d = 0.60$, 95% CI = 0.11-1.09, more angry than the prosocial, $p =$
9 $.006$, $d = 0.77$, 95% CI = 0.28-1.26, and control, $p = .02$, $d = .49$, 95% CI = .43, .51 groups,
10 and less focused than the prosocial, $p = .006$, $d = .72$, 95% CI = 0.23-1.21, and control, $p =$
11 $.03$, $d = .63$, 95% CI = 0.14-1.11, groups. Finally, the prosocial group scored more baskets, p
12 $= .04$, $d = 0.46$, 95% CI = 0.02-0.95, and had higher shooting accuracy, $p = .009$, $d = 0.60$,
13 95% CI = 0.11-1.08, than the control group. The antisocial group also scored more baskets, p
14 $< .001$, $d = 0.86$, 95% CI = 0.36-1.36, and had higher shooting accuracy, $p = .004$, $d = 0.74$,
15 95% CI = 0.25-1.23, than the control group.

Discussion

17 To date, [most researchers](#) interested in moral behavior in sport have focused on
18 investigating antecedents of prosocial and antisocial behaviors (see Kavussanu, 2012;
19 Kavussanu & Stanger, 2017). Recently, researchers have started to examine consequences of
20 these behaviors for the recipient (e.g., Al-Yaaribi et al., 2016; Al-Yaaribi & Kavussanu,
21 2017, 2018; Benson & Bruner, 2018). Two limitations of these studies are that they are cross-
22 sectional and when performance was examined, perceived rather than objective performance
23 was measured. The aim of the present research was to extend previous work by
24 experimentally investigating the effects of prosocial and antisocial teammate behaviors on the
25 recipient's emotions, attention, and objective performance in a competitive basketball task.

TEAMMATE BEHAVIOR, EMOTIONS, AND PERFORMANCE

1 We found that the prosocial group experienced more happiness than both the antisocial
2 and the control groups; the magnitude of these effects was large. Prosocial statements, such
3 as “keep going” and “great effort”, led participants in the prosocial group to feel happier
4 during the basketball free-throw shooting task than those who were assigned to the antisocial
5 or control groups. Clearly, the prosocial group had a more pleasant experience during the
6 basketball free-throw shooting task compared to the other two groups. The findings of the
7 present study are in line with Bandura’s (1991) theory, which states that significant others in
8 the social environment can influence one’s emotions, thoughts, and behavior. Taken together
9 with previous research (Al-Yaaribi et al., 2016; Al-Yaaribi & Kavussanu, 2017, 2018;
10 Benson & Bruner, 2018), our findings suggest that prosocial teammate behavior could
11 enhance positive emotions during a competitive sport task. In turn, experiencing these
12 emotions should encourage continued sport involvement (e.g., Al-Yaaribi & Kavussanu,
13 2018; Ullrich-French & Smith, 2009).

14 Although the two experimental groups did not differ from the control group in their
15 anxiety, the antisocial group reported more anxiety than the prosocial group. It is possible
16 that participants in the antisocial group experienced external stress and felt threatened by
17 their teammate’s antisocial behavior while performing the free-throw shooting task, which
18 could explain the higher anxiety they reported. This finding is in accordance with previous
19 research suggesting that antisocial teammate behavior across a season and negative social
20 interactions were associated with negative affect and perceived stress (Al-Yaaribi &
21 Kavussanu, 2017; DeFreese & Smith, 2014). Our findings are in line with previous research
22 showing that perceived prosocial behavior from one’s teammates was inversely associated
23 with negative affect (Al-Yaaribi & Kavussanu, 2017).

24 Antisocial teammate behavior elicited significantly more anger compared to prosocial
25 and neutral behavior. This sort of behavior may have irritated our participants, and they may

TEAMMATE BEHAVIOR, EMOTIONS, AND PERFORMANCE

1 have felt offended. Our research provides the first experimental evidence that antisocial
2 teammate behavior leads to anger (Al-Yaaribi et al., 2016; Al-Yaaribi & Kavussanu, 2018).
3 The present study contributes to the literature on social-moral interactions and psychological
4 well-being in sport by demonstrating that prosocial and antisocial behaviors have positive and
5 negative, respectively, consequences for the recipient.

6 Antisocial teammate behavior decreased attention during the task compared to the other
7 two groups; these effects were moderate-to-large in size. Antisocial behaviors, such as
8 expressing frustration and criticizing a teammate, may have distracted the recipients'
9 attention away from the task by causing them to think about that behavior. Such task-
10 irrelevant thoughts may have reduced the amount of attentional resources devoted to the task.
11 A previous study showed that processing pejorative sport-related words consumed some
12 attentional resources with task-irrelevant thoughts (Lautenbach et al., 2016). To the best of
13 our knowledge, ours is the first study to document a causal relationship between antisocial
14 behavior and attention during a competitive sport task.

15 The prosocial group scored more baskets and had higher shooting accuracy than the
16 control group. This finding supports research indicating that the recipients of prosocial
17 teammate behavior perceived higher performance during the match (Al-Yaaribi et al., 2016;
18 Al-Yaaribi & Kavussanu, 2018). It is also in line with previous research (e.g., Escarti &
19 Guzmán, 1999; Mouratidis et al., 2008), which has shown that positive feedback regarding
20 one's performance improves subsequent performance. The present finding provides novel
21 experimental evidence for the beneficial consequences of prosocial teammate behavior for
22 the recipient's performance.

23 Participants in the antisocial group also scored more baskets and had better free-throw
24 shooting accuracy than those in the control group. This is an unexpected finding, given
25 evidence showing that antisocial teammate behavior [had a negative association](#) with

TEAMMATE BEHAVIOR, EMOTIONS, AND PERFORMANCE

1 perceived performance (Al-Yaaribi et al., 2016; Al-Yaaribi & Kavussanu, 2018). The
2 discrepancy in these findings may be attributed, at least in part, to the differences in the
3 measures of performance used in the current study and the two previous studies. Specifically,
4 in this study, we assessed actual performance, whereas previous research assessed
5 “perceived” performance. Indeed, other studies have also shown discrepancy in the findings
6 pertaining to perceived and actual performance (e.g., Dewar et al., 2013); thus results
7 involving perceived performance may not fully generalize to actual performance.

8 It is also possible that increased anger and anxiety, resulting from antisocial teammate
9 behavior, may have led recipients to exert more effort, in order to prove that their teammate
10 was wrong or prevent additional verbal abuse, thereby improving their performance. It has
11 been proposed that anger and anxiety can enhance performance (e.g., Lazarus, 2000; Robazza
12 & Bortoli, 2007). Indeed, Al-Yaaribi et al. (2016) found evidence for an indirect pathway
13 between antisocial teammate behavior and perceived performance that was serially mediated
14 by anger and effort. Moreover, a significant positive association between shooting accuracy
15 and anger ($r = .34$) emerged in the experimental phase of our study.

16 Based on the current findings, one could be tempted to conclude that antisocial
17 teammate behavior is beneficial for performance and should be encouraged in sport.
18 However, we do not know how this type of behavior would affect teammate performance
19 over a longer period, such as during an entire match or the course of the season. Repeatedly
20 engaging in antisocial teammate behavior may have detrimental effects not only on the
21 recipient but also on the entire team and influence other variables, such as effort and task
22 cohesion (see Al-Yaaribi & Kavussanu, 2017, 2018). Recent research has also shown that
23 antisocial teammate behavior could have a negative influence on one’s social identity
24 (Benson & Bruner, 2018) as well as on participants’ own antisocial behavior toward their
25 teammates (Benson, Bruner, & Eys, 2017). It would be interesting to determine whether the

TEAMMATE BEHAVIOR, EMOTIONS, AND PERFORMANCE

1 long-term frequency of antisocial teammate behavior has positive or negative long-term
2 effects on performance and the other variables investigated in this experiment.

3 **Limitations and Future Research Directions**

4 Our experiment has revealed some interesting findings; however, it also has some
5 limitations, which should be considered when interpreting our results. First, although our
6 findings have high internal validity, like any laboratory study, our experiment could not fully
7 capture what occurs in the real world sport. Specifically, the participants and confederate had
8 no history of playing together and interacted with each other for a short period; thus, the
9 experimental phase did not accurately represent the team experience in real-world sports.
10 However, our experiment replicated some characteristics of a team sport by creating a
11 cooperative goal structure, in which the participants and confederate worked together and
12 competed against other teams (via the leaderboard). Moreover, participants were working
13 toward the same goal, scoring as many baskets as possible on a basketball free-throw
14 shooting task, and there was a timer, a leaderboard, and an observer, who evaluated
15 performance. These are conditions typically existing in sport competition. In addition, the
16 confederate verbalized statements, which were developed based on athletes' sport experience.
17 In sum, we were able to replicate many conditions that exist in real world sport, and we
18 observed some interesting effects. Future research could use laboratory-based simulations of
19 sport performance environments or conduct a field experiment to examine the
20 generalizability of our findings to naturally-occurring settings.

21 A second limitation is that the confederate was aware of the experiment's purpose and
22 manipulation. In future research, it would be ideal if a trained confederate, who is blind to the
23 study purpose, performs the experimental manipulation. Third, the point system used to
24 measure performance was loaded on the side of a missed shot. Future research might consider
25 using other measures of performance that award more points for successful shots, for

TEAMMATE BEHAVIOR, EMOTIONS, AND PERFORMANCE

1 example, five points for a successful shot without rim or backboard contact and four points
2 for a successful shot with rim contact or backboard contact. Finally, it would be interesting to
3 investigate whether the task duration and the frequency and intensity of teammate behaviors
4 influence our outcomes. For example, long-term frequency of antisocial teammate behavior
5 could lead to extreme anger responses, which, in turn, may impair performance.

6 **Conclusion**

7 The present experiment provided novel evidence to add to the literature on sport
8 morality by illuminating the role of the social environment in determining athletes' emotions,
9 attention, and performance. Prosocial teammate behavior had beneficial effects on these
10 variables during competition, while antisocial teammate behavior led to negative emotions,
11 disrupted attentional focus, and improved performance. Our experiment has enhanced our
12 understanding of the consequences of prosocial and antisocial teammate behaviors during a
13 competitive sport task, and is the first research to provide causal evidence for some of the
14 relationships identified in cross-sectional studies (Al-Yaaribi et al., 2016; Al-Yaaribi &
15 Kavussanu, 2017, 2018).

16

References

- 1
- 2 Al-Yaaribi, A., & Kavussanu, M. (2018). Consequences of prosocial and antisocial behaviors
3 adolescent male soccer players: The moderating role of motivational climate.
4 *Psychology of Sport and Exercise*, 37, 91–99. doi:10.1016/j.psychsport.2018.04.005
- 5 Al-Yaaribi, A., & Kavussanu, M. (2017). Teammate prosocial and antisocial behaviors
6 predict task cohesion and burnout: The mediating role of affect. *Journal of Sport &*
7 *Exercise Psychology*, 11, 1–10. doi:10.1123/jsep.2016-0336
- 8 Al-Yaaribi, A., Kavussanu, M., & Ring, C. (2016). Consequences of teammate prosocial and
9 antisocial behavior for the recipient. *Psychology of Sport and Exercise*, 26, 102–112.
10 [doi:10.1016/j.psychsport.2016.06.012](https://doi.org/10.1016/j.psychsport.2016.06.012)
- 11 Bandura, A. (1991). Social cognitive theory of moral thought and action. In W.M. Kurtines &
12 J.L. Gewirtz (Eds.), *Handbook of moral behavior and development: Theory, research,*
13 *and applications* (Vol. 1, pp. 71–129). Hillsdale, NJ: Lawrence Erlbaum Associates.
- 14 Bandura, A. (1999). Moral disengagement in the perpetration of inhumanities. *Personality*
15 *and Social Psychology Review*, 3, 193–209. [doi:10.1207/s15327957pspr0303_3](https://doi.org/10.1207/s15327957pspr0303_3)
- 16 Benson, A. J., & Bruner, M.W. (2018). How teammate behaviors relate to athlete affect,
17 cognition, and behaviors: A daily diary approach within youth sport. *Psychology of*
18 *Sport & Exercise*, 3, 119–127. [doi:10.1016/j.psychsport.2017.10.008](https://doi.org/10.1016/j.psychsport.2017.10.008)
- 19 Benson, A. J., Bruner, M. W., & Eys, M. A. (2017). A social identity approach to
20 understanding the conditions associated with antisocial behaviors among teammates in
21 female teams. *Sport, Exercise, and Performance Psychology*, 2, 129–142.
22 [doi:10.1037/spy0000090](https://doi.org/10.1037/spy0000090)
- 23 Bettencourt, B.A., Miller, N. (1996). Sex differences in aggression as a function of
24 [provocation: A meta-analysis. *Psychological Bulletin*, 119, 422–447.](https://doi.org/10.1037/0096-3445.119.3.422)

TEAMMATE BEHAVIOR, EMOTIONS, AND PERFORMANCE

- 1 Cohen, J. (1988). *Statistical power analysis for the behavioral sciences* (2nd ed.). Hillsdale,
2 NJ: Erlbaum.
- 3 DeFreese, J. D., & Smith, A. L. (2014). Athlete social support, negative social interactions,
4 and psychological health across a competitive sport season. *Journal of Sport &*
5 *Exercise Psychology, 36*, 619–630. doi:10.1123/jsep.2014-0040
- 6 Dewar, A., Kavussanu, M., & Ring, C. (2013). The effects of achievement goals on emotions
7 and performance in a competitive agility task. *Sport, Exercise, and Performance*
8 *Psychology, 1*, 254–267. doi: 10.1037/a0032291
- 9 Eisenberg, N., & Fabes, R. A. (1998). Prosocial development. In N. Eisenberg (Ed.)
10 *Handbook of child psychology, Vol 3: Social, emotional, and personality development*
11 (pp. 701–778). NY: Wiley.
- 12 Escarti, A., & Guzmán, J. F. (1999). Effects of feedback on self-efficacy, performance, and
13 choice in an athletic task. *Journal of Applied Sport Psychology, 11*, 83–96.
14 doi:10.1080/10413209908402952
- 15 Eysenck, M. W. (1992). *Anxiety: The cognitive perspective*. Hove, UK: Lawrence Erlbaum.
- 16 Faul, F., Erdfelder, E., Lang, A.-G., & Buchner, A. (2007). G*Power 3: A flexible statistical
17 power analysis program for the social, behavioral, and biomedical sciences. *Behavior*
18 *Research Methods, 39*, 175–191.
- 19 Graupensperger, S. A., Jensen, C. J., & Evans, M. B. (2018). A meta-analytic review of
20 studies using the Prosocial and Antisocial Behavior in Sport Scale: Associations among
21 intergroup moral behaviors. *Sport, Exercise, and Performance Psychology, 7*, 186–204.
22 doi.org/10.1037/spy0000121
- 23 Hardy, L., & Parfitt, G. (1991). A catastrophe model of anxiety and performance. *British*
24 *Journal of Psychology, 82*, 163–178.

TEAMMATE BEHAVIOR, EMOTIONS, AND PERFORMANCE

- 1 Hatzigeorgiadis, A., & Biddle, S. J. H. (2008). Negative self-talk during sport performance:
2 Relationships with pre-competition anxiety and goal-performance discrepancies.
3 *Journal of Sport Behavior*, *31*, 237–253.
- 4 Jones, M. V., Lane, A. M., Bray, S. R., Uphill, M., & Catlin, J. (2005). Development and
5 validation of the sport emotion questionnaire. *Journal of Sport & Exercise Psychology*,
6 *27*, 407–431. doi: [10.1123/jsep.27.4.407](https://doi.org/10.1123/jsep.27.4.407)
- 7 Kavussanu, M. (2006). Motivational predictors of prosocial and antisocial behavior in
8 football. *Journal of Sport Sciences*, *24*, 575–588.
- 9 Kavussanu, M. (2012). Moral behavior in sport. In S. Murphy (Ed.), *The Oxford handbook of*
10 *sport and performance psychology* (pp. 364–383). Oxford: Oxford University Press.
- 11 Kavussanu, M., & Boardley, I. D. (2009). The prosocial and antisocial behavior in sport
12 scale. *Journal of Sport & Exercise Psychology*, *31*, 97–117.
- 13 Kavussanu, M., Crews, D. J., & Gill, D. L. (1998). The effects of single versus multiple
14 measures of biofeedback on basketball free throw shooting performance. *International*
15 *Journal of Sport Psychology*, *29*, 132–144.
- 16 Kavussanu, M., & Stanger, N. (2017). Moral behavior in sport. *Current Opinion in*
17 *Psychology*, *16*, 185–192. doi:10.1016/j.copsyc.2017.05.010.
- 18 Kavussanu, M., Stanger, N., & Ring, C. (2015). The effects of moral identity on moral
19 emotion and antisocial behavior in sport. *Sport, Exercise, and Performance*
20 *Psychology*, *4*, 268–279. doi:10.1037/spy0000040
- 21 Lautenbach, F., Laborde, S. J. P., Putman, P., Angelidis, A., & Raab, M. (2016). Attentional
22 distraction by negative sports words in athletes under low- and high-pressure
23 conditions: Evidence from the sport emotional Stroop task. *Sport, Exercise, and*
24 *Performance Psychology*, *5*, 296–307. doi:10.1037/spy0000073

TEAMMATE BEHAVIOR, EMOTIONS, AND PERFORMANCE

- 1 Lazarus, R. S. (2000). How emotions influence performance in competitive sports. *The Sport*
2 *Psychologist, 14*, 229–252. doi:10.1123/tsp.14.3.229
- 3 McCarthy, P. J., Allen, M. S., & Jones, M. V. (2013). Emotions, cognitive interference, and
4 concentration disruption in youth sport. *Journal of Sports Sciences, 31*, 505–515.
5 doi:10.1080/02640414.2012.738303
- 6 Miller, D. T. (2001). Disrespect and the experience of injustice. *Annual Review of*
7 *Psychology, 52*, 527–553. doi:10.1146/annurev.psych.52.1.527
- 8 Mouratidis, M., Vansteenkiste, M., Lens, W., & Sideridis, G. (2008). The motivating role of
9 positive feedback in sport and physical education: Evidence for a motivational model.
10 *Journal of Sport & Exercise Psychology, 30*, 240–268. doi:10.1123/jsep.30.2.240
- 11 Newsom, J. T., Rook, K. S., Nishishiba, M., Sorokin, D. H., & Mahan, T. L. (2005).
12 Understanding the relative importance of positive and negative social exchanges:
13 Examining specific domains and appraisals. *Journals of Gerontology, 60*, 304–312.
14 doi:10.1093/geronb/60.6.P304
- 15 Robazza, C., & Bortoli, L. (2007). Perceived impact of anger and anxiety on sporting
16 performance in rugby players. *Psychology of Sport and Exercise, 8*, 875–896.
17 doi:10.1016/j.psychsport.2006.07.005
- 18 Sage, L., Kavussanu, M., & Duda, J. L. (2006). Goal orientations and moral identity as
19 predictors of prosocial and antisocial functioning in male association football players.
20 *Journal of Sports Sciences, 24*, 455–466. doi:10.1080/02640410500244531
- 21 Schmidt, R. A., & Lee, T. D. (1999). *Motor control and learning: a behavioral emphasis*.
22 (4th ed.) Champaign, IL: Human Kinetics.
- 23 Stanger, N., Backhouse, S. H., Jennings, A., & McKenna, J. (2018). Linking motivational
24 climate with moral behavior in youth sport: The role of social support, perspective

TEAMMATE BEHAVIOR, EMOTIONS, AND PERFORMANCE

- 1 taking, and moral disengagement. *Sport, Exercise, and Performance Psychology*.
2 Advance online publication. doi:10.1037/spy0000122
- 3 Thomas, P. R., Murphy, S. M., & Hardy, L. (1999). Test of performance strategies:
4 Development and preliminary validation of a comprehensive measure of athletes'
5 psychological skills. *Journal of Sports Sciences*, *17*, 697–711.
6 doi:10.1080/026404199365560
- 7 Ullrich-French, S., & Smith, A. L. (2009). Social and motivational predictors of continued
8 youth sport participation. *Psychology of Sport and Exercise*, *10*, 87–95.
9 doi:10.1016/j.psychsport.2008.06.007
- 10 van de Pol, P.K.C., Kavussanu, M., & Claessens, B. (2018). Moral functioning across
11 training and competition in sport. *International Journal of Sport and Exercise*
12 *Psychology*. DOI: 10.1080/1612197X.2018.1511623
- 13 Wilson, M. R., Vine, S. J., & Wood, G. (2009). The influence of anxiety on visual attentional
14 control in basketball free-throw shooting. *Journal of Sport & Exercise Psychology*, *31*,
15 152–168. doi:10.1123/jsep.31.2.152
- 16 Wulf, G. (2013). Attentional focus and motor learning: a review of 15 years. *International*
17 *Review of Sport & Exercise Psychology*, *6*, 77–104.
18 doi:10.1080/1750984X.2012.723728
- 19 Wulf, G., Raupach, M., & Pfeiffer, F. (2005). Self-controlled observational practice enhances
20 learning. *Research Quarterly for Exercise and Sport*, *76*, 107–111.
21 doi:10.1080/02701367.2005.10599266
- 22 Zachry, T., Wulf, G., Mercer, J., & Bezodis, N. (2005). Increased movement accuracy and
23 reduced EMG activity as a result of adopting an external focus of attention. *Brain*
24 *Research Bulletin*, *67*, 304–309. doi:10.1016/j.brainresbull.2005.06.035

1 **Acknowledgment**

2 The authors would like to thank William Haddrell, Imranur Rahman, Julia Whitworth, and
3 Sebastian Hurrell for their help with the data collection as well as generating the statements
4 used for the manipulations.

1 Table 1

2 *Adjusted (controlling for baseline scores) Means and Standard Errors for Emotions,*3 *Attention, and Performance in the Experimental Phase*

Variable	Group						<i>F</i> (2,98)	η_p^2
	Prosocial		Antisocial		Control			
	<i>M</i>	<i>SE</i>	<i>M</i>	<i>SE</i>	<i>M</i>	<i>SE</i>		
Emotions								
Happiness	3.51 ^{ab}	0.18	2.42 ^{ac}	0.18	2.91 ^{bc}	0.18	9.51***	.16
Anxiety	1.92 ^a	0.12	2.34 ^a	0.12	2.08	0.12	3.23*	.06
Anger	1.56 ^a	0.14	2.19 ^{ab}	0.14	1.72 ^b	0.14	5.17**	.10
Attention	4.09 ^a	0.11	3.63 ^{ab}	0.11	4.03 ^b	0.11	4.90**	.09
Performance								
Baskets scored	16.94 ^a	0.77	18.70 ^b	0.76	14.86 ^{ab}	0.77	6.19**	.11
Shooting accuracy	107.01 ^a	2.02	108.69 ^b	2.02	99.97 ^{ab}	2.02	5.23**	.10

4 *Note:* In each row, means with the same superscript differ significantly from each other.

5 Possible range of scores: 1-5 for emotions; 1-7 for attention.

6 * $p < .05$; ** $p < .01$, *** $p < .001$.

7

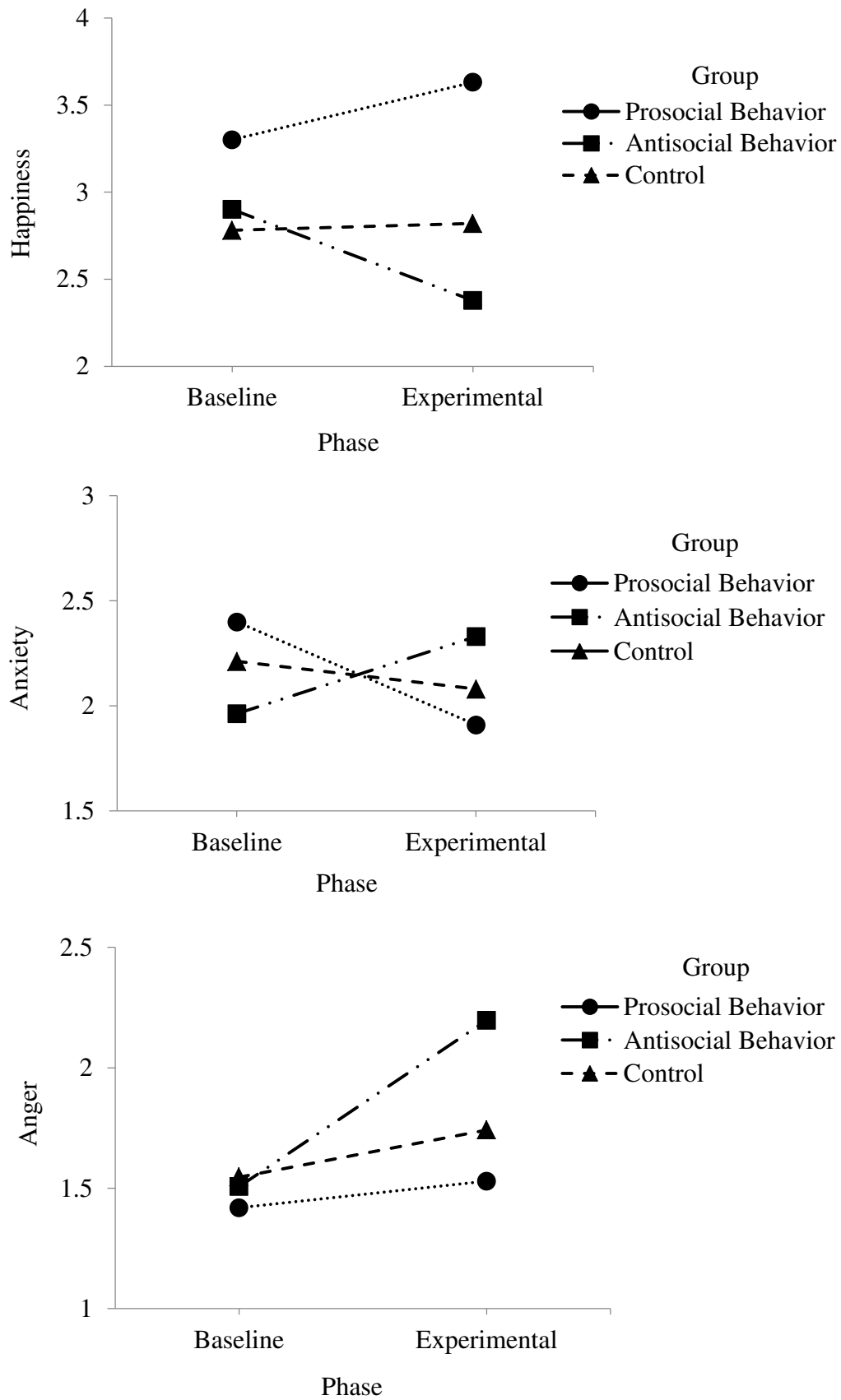
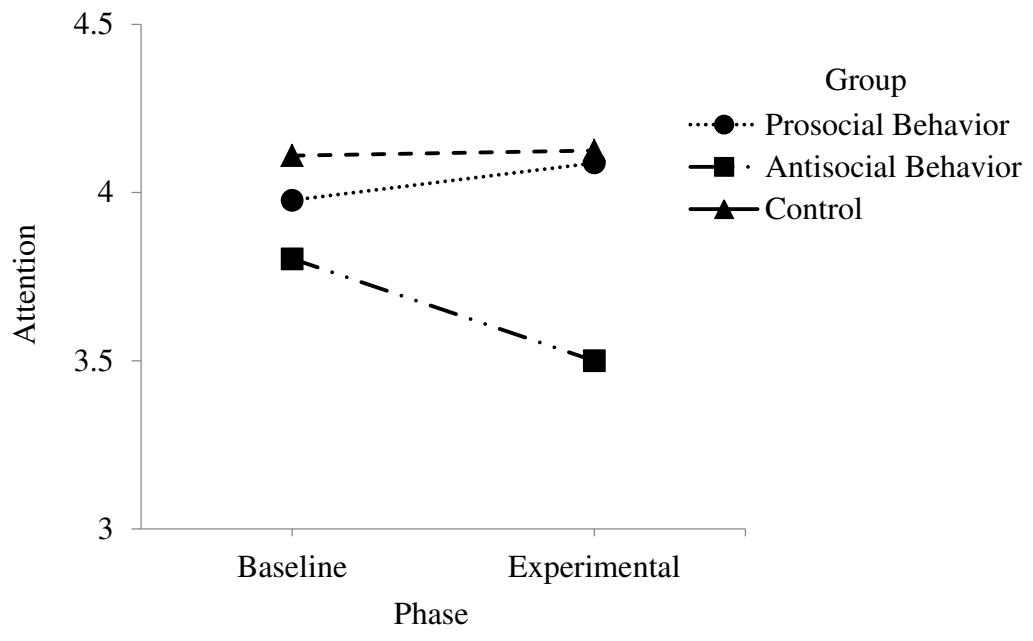


Figure 1. Significant interaction effects between Group and Phase on Happiness (A), Anxiety (B), and Anger (C).

1
2
3
4
5
6
7
8
9
10
11



12 *Figure 2.* Significant interaction effect between Group and Phase on attention.

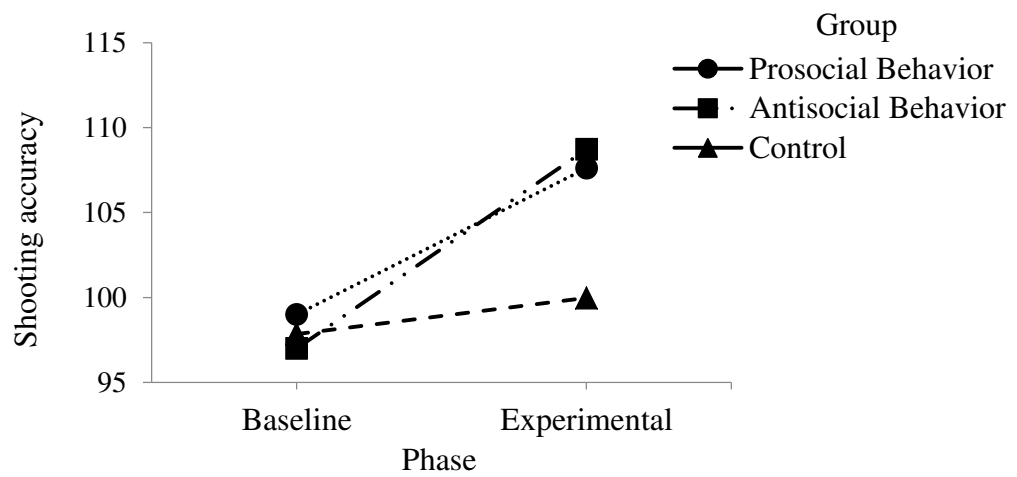
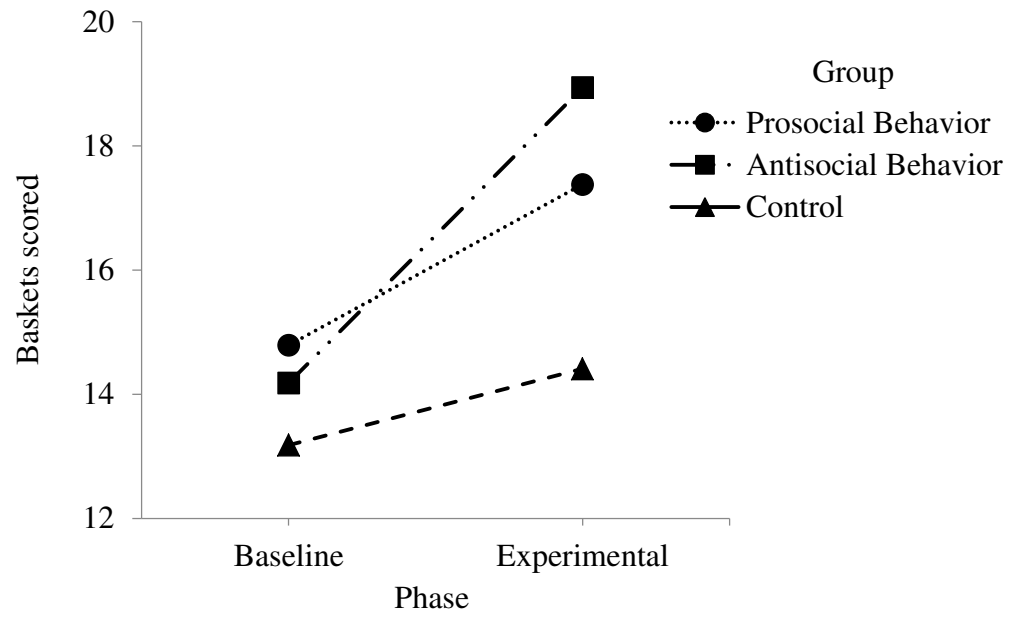


Figure 3. Significant interaction effect between Group and Phase on baskets scored (A) and shooting accuracy (B)