

The Epidemiology of Firearm Violence in the Twenty-First Century United States

Garen J. Wintemute

Violence Prevention Research Program; Department of Emergency Medicine; University of California, Davis, Sacramento, California 95817; email: gjwintemute@ucdavis.edu

Annu. Rev. Public Health 2015. 36:5–19

First published online as a Review in Advance on December 12, 2014

The *Annual Review of Public Health* is online at publhealth.annualreviews.org

This article's doi:
10.1146/annurev-publhealth-031914-122535

Copyright © 2015 by Annual Reviews.
All rights reserved

Keywords

homicide, suicide, mortality, epidemiology, firearms

Abstract

This brief review summarizes the basic epidemiology of firearm violence, a large and costly public health problem in the United States for which the mortality rate has remained unchanged for more than a decade. It presents findings for the present in light of recent trends. Risk for firearm violence varies substantially across demographic subsets of the population and between states in patterns that are quite different for suicide and homicide. Suicide is far more common than homicide and its rate is increasing; the homicide rate is decreasing. As with other important health problems, most cases of fatal firearm violence arise from large but low-risk subsets of the population; risk and burden of illness are not distributed symmetrically. Compared with other industrialized nations, the United States has uniquely high mortality rates from firearm violence.

INTRODUCTION

During the ten years from 2003 to 2012, the most recent year for which data are available, 313,045 persons died from firearm-related injuries in the United States (20). These deaths outnumber US combat fatalities in World War II; they outnumber the combined count of combat fatalities in all other wars in the nation's history (41). The total societal costs of firearm injuries were estimated to be \$174.1 billion in 2010 (47).

Firearm-related deaths and injuries, considered in aggregate, were not deemed a public health problem until late in the twentieth century. Prior convention held that interpersonal violence was the domain of criminologists and criminal justice professionals. Self-directed violence was a mental health problem. Unintentional shootings were "accidents," a safety concern. The National Commission on the Causes and Prevention of Violence took a unifying approach in 1969 (48), but few others followed suit (27, 42). Calls to action in the 1980s by Baker and colleagues (9, 10) and by others (2, 31) led to a series of epidemiologic and policy studies that firmly established the value of this new approach (4, 35, 55, 62, 70). By 1989, the American Medical Association's Council on Scientific Affairs had labeled firearm deaths and injuries "a critical public health issue" (5). That label remains accurate today. Largely as a result of mass-casualty shootings in public places, Congress and many state legislatures have considered policies intended to prevent firearm-related deaths and injuries, and particularly firearm violence.

To encourage and guide such efforts, this review summarizes the basic epidemiology of firearm violence—homicide, excluding death by legal intervention, and suicide—which in 2012 accounted for 96.2% of all firearm-related fatalities. (Another 1.6% of deaths were unintentional, 1.4% were due to legal intervention, and 0.8% were of undetermined intent.) It presents findings for the present in the light of recent trends and uses a comparative approach to highlight common misconceptions that are likely to impede prevention efforts. Except where noted, data were provided by the Centers for Disease Control and Prevention (CDC) via its Web-based Injury Statistics Query and Reporting System (WISQARS) (20). Data for race/ethnicity were available only for 1990–2012.

FINDINGS

Trends

The mortality rate from firearm violence has remained essentially unchanged since just before the turn of the twenty-first century (**Figure 1**). Relatively low rates during the 1950s and early 1960s (average 7.3/100,000 population during 1951–1963) were followed by a rapid increase through the mid-1970s, a secondary increase into the early 1990s to rates higher than ever previously recorded (62), and a rapid decline from 1994 to 1999. Rates remained stable thereafter and above the 1950s–1960s baseline (average 9.9/100,000 population during 1999–2012). By contrast, mortality rates from motor vehicle traffic events declined by 59% from 1969 to 2012, such that in 2012 mortality from motor vehicle traffic events only slightly exceeded that from firearm violence.

Over the past 30 years, trends in mortality from firearm violence have been quite different from those for nonfirearm violence (**Figure 2**). From the mid-1980s through 1999, as mortality from firearm violence rose and abruptly fell, deaths from nonfirearm violence gradually declined. In the twenty-first century, while mortality from firearm violence remained stable, deaths from nonfirearm violence slowly but steadily increased (the spike in nonfirearm violence in 2001 is not an error; it represents deaths resulting from the events of September 11).

Most deaths from firearm violence are suicides, not homicides—60.5%, on average, over the decade ending in 2012 (**Figure 3**). Over the past 30 years, suicide has exceeded homicide even when

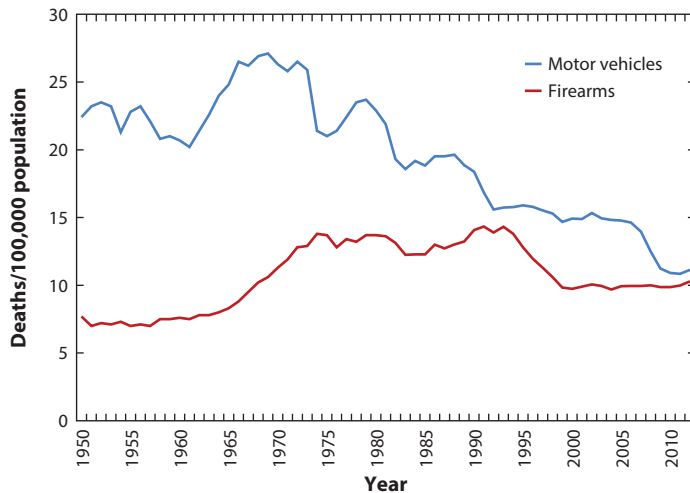


Figure 1

Mortality rates for firearm violence and motor vehicle traffic events, 1950–2012. Originally published in Reference 65; adapted, updated, and reprinted with permission. Data for 1950–1980 are available at the Vital Statistics of the United States website, <http://www.cdc.gov/nchs/products/vsus.htm>. Data for 1981–2012 are available at the CDC WISQARS website (Web-Based Injury Statistics Query and Reporting System), <http://www.cdc.gov/injury/wisqars/index.html>.

firearm homicide rates were at their highest, and it was also the case for most of the twentieth century (62). There has been a notable divergence in firearm suicide and homicide rates since 2006; homicides have decreased, but suicides have increased by a like amount. As a result, nearly two-thirds (64.0%) of deaths from firearm violence were suicides in 2012. We explore the increase in suicide further in the next section.

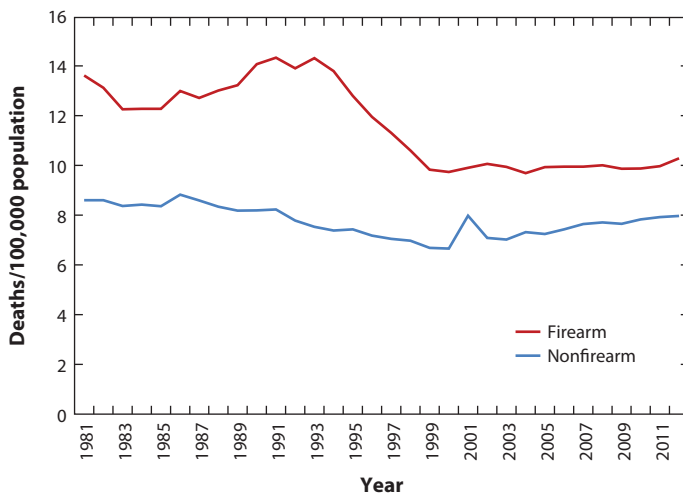


Figure 2

Mortality rates for firearm and nonfirearm violence, 1981–2012.

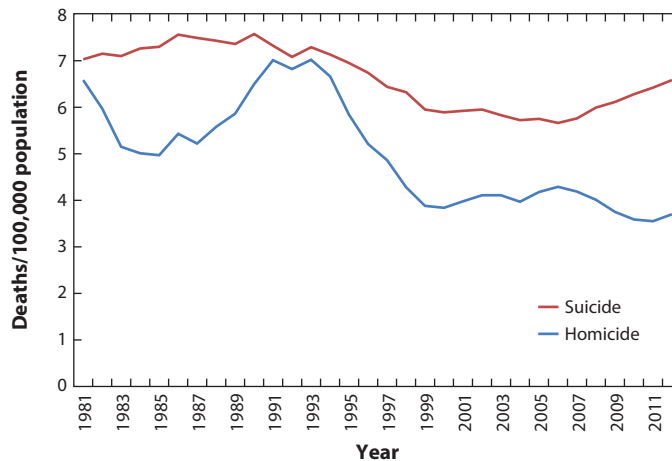


Figure 3

Mortality rates for firearm homicide and suicide, 1981–2012.

Current Status

In 2012, there were 32,288 deaths from firearm violence in the United States, including 11,622 homicides and 20,666 suicides. Firearms were used in 69.6% of all homicides that year (74.2% among men and 52.4% among women) and 50.9% of all suicides (56.4% among men and 31.2% among women, for whom firearms ranked second after poisoning).

Mass killings in public places account for a very small percentage of deaths from firearm violence (13, 66). The 5 such events in this century with the highest number of fatalities resulted in 96 homicides (13). But during the decade ending in 2012, there were on average 82.3 deaths from firearm violence every day: 32.5 homicides and 49.8 suicides.

Firearm violence is among the leading causes of death for teenagers and young adults. Firearm homicide alone, and by extension firearm violence, was the leading cause of death for Black men ages 15–34 in 2012; unintentional injuries ranked second. Among White and Hispanic men ages 15–34, firearm violence ranked second after unintentional injuries. Firearm violence ranked second as a cause of death among Black women ages 15–24.

Risk for death from firearm violence has a complex relationship with age after childhood, with particularly high rates among both young adults and the elderly, because the relationships between age and risk are substantially different for suicide and homicide (**Figure 4**). In 2012, homicide risk rose steeply through adolescence to ages 20–24 and fell thereafter. Risk for suicide also rose sharply in adolescence, though to a lesser degree, but continued to rise thereafter into old age. At ages 20–24, 63.2% of deaths from firearm violence were homicides. At ages 80–84, 94.9% were suicides.

Figures 5 and 6 present results for firearm homicide and suicide, respectively, specific to age, sex, and race/ethnicity. Homicide risk is concentrated to a remarkable degree among Black males through much of the life span (**Figure 5a**). At ages 20–29 in 2012, the firearm homicide rate for Black males was at least five times higher than that for Hispanic males and at least 20 times that for White males. Among females as well, homicide rates were almost always higher for Blacks than for Whites or Hispanics (**Figure 5b**). Rates for females were lower than those for males of the same race/ethnicity; from ages 10–14 through ages 45–49, however, the homicide rate for Black females exceeded that for White males.

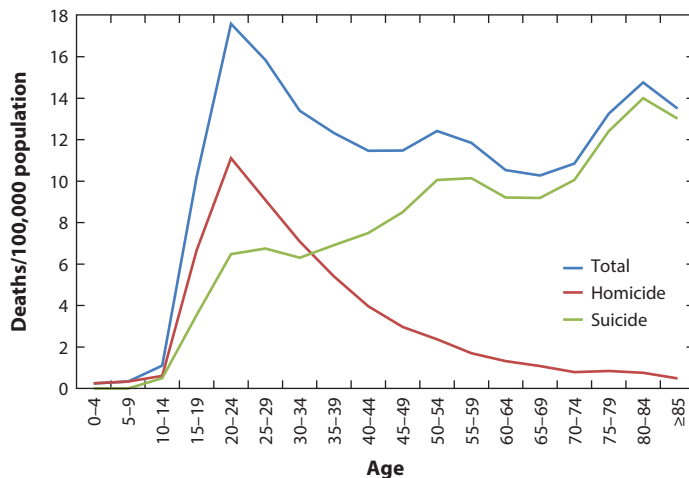


Figure 4

Mortality rates for firearm violence, firearm homicide, and firearm suicide by age, 2012.

Risk for firearm suicide is concentrated among White males, however, and the disparity increases with age (**Figure 6a**). In 2012, rates for Whites rose more than did those for Blacks and Hispanics during adolescence and early adulthood and continued generally to increase with age thereafter, most rapidly beginning at ages 70–74. In contrast, rates for Black and Hispanic males decreased following young adulthood until middle age, before increasing again among the elderly. At ages 85 and older, the firearm suicide rate for White males was 3.2 times that for Hispanic males and 5.0 times that for Black males. For females, unlike males, suicide risk did not increase among the elderly (**Figure 6b**). Suicide rates were higher for White females than for Blacks or Hispanics at all ages but decreased steadily after ages 50–54.

The findings so far have followed a traditional public health paradigm, emphasizing subsets of the population that are at highest risk for firearm violence. The population health model, however, stresses that the greatest number of cases of an adverse health condition may arise from low-risk subsets of the population, if those subsets are sufficiently large (50). Mortality from firearm violence among males provides a good example of the advantages of employing both these complementary perspectives at once.

In 2012, risk of death from firearm violence was highest among Black males through ages 45–49 (**Figure 7**). White males were at greatest risk thereafter, but at rates well below those seen among younger Black males. The distribution of the number of deaths from firearm violence (**Figure 8**) is quite different. White males account for a majority of deaths at ages 35–39 (56.2%), with increasing percentages thereafter. Beginning at ages 60–64, more than 90% of deaths from firearm violence occur among White males.

The two mortality peaks in **Figure 8** provide a useful contrast. Among Black males ages 15–44, a 30-year range, there were 5,893 deaths from firearm violence in 2012, of which 88.7% were homicides. Among White males ages 35–64, again a 30-year range, there were 9,063 deaths, of which 89.2% were suicide.

This concentration of the burden of mortality from firearm violence among White males has been increasing (**Figure 9**). The death rate among Black males ages 15–44 increased just 5.6% from 1999 to 2012; deaths increased by 11.6%, consistent with population growth in this group.

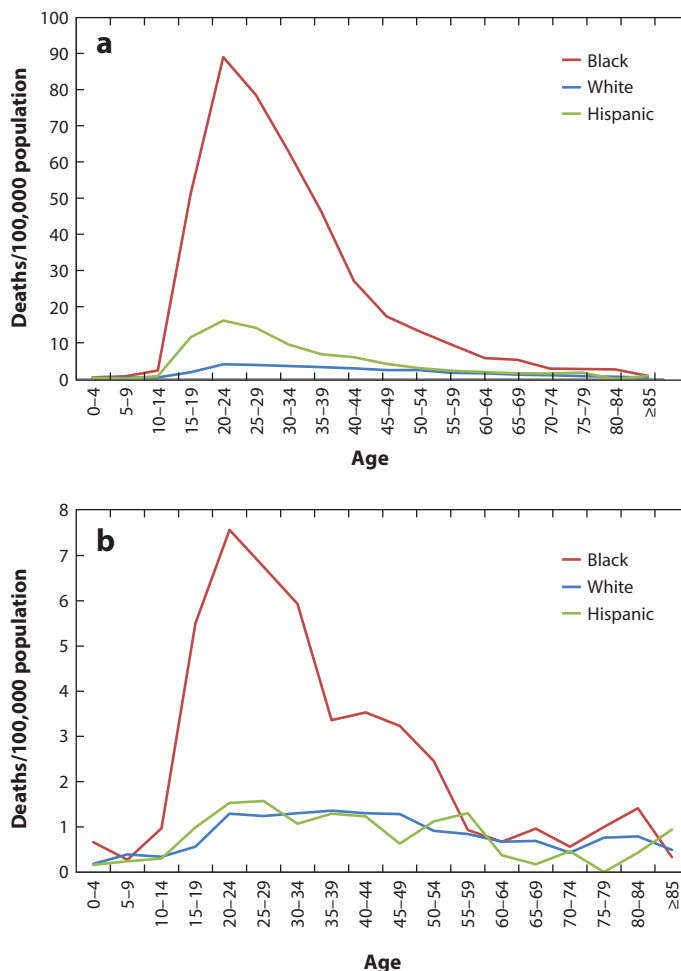


Figure 5

(a) Mortality rates for firearm homicide among males by age and race/ethnicity, 2012. (b) Mortality rates for firearm homicide among females by age and race/ethnicity, 2012.

The death rate rose by 29.1% during those years among White males ages 35–64, and deaths increased by 35.8%.

The recent overall increase in mortality from firearm suicide (**Figure 3**) and the lack of a decline in firearm-related mortality during the twenty-first century (**Figure 1**) are largely due to this increase in suicide among White males and, though at much lower rates, among White females. In fact, no other demographic group experienced a sustained increase in risk for firearm homicide or suicide during those years (see **Supplemental Material**; follow the **Supplemental Material** link from the Annual Reviews home page at <http://www.annualreviews.org>).

Data on nonfatal events are limited. The CDC's National Electronic Injury Surveillance System—All Injury Program, an element of WISQARS that captures reports from 66 hospital emergency departments, estimates that in 2012 there were 63,163 persons treated in US hospital emergency departments for injuries from firearm violence, including 59,077 for injuries related to assaults and 4,086 for injuries related to self-harm. The National Crime Victimization Survey

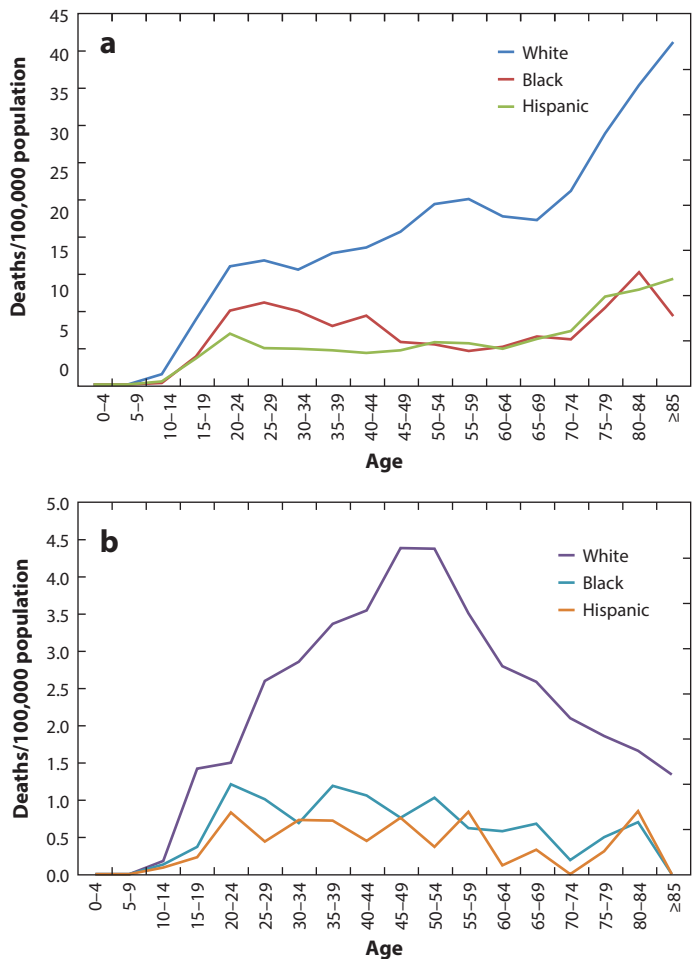


Figure 6

(a) Mortality rates for firearm suicide among males by age and race/ethnicity, 2012. (b) Mortality rates for firearm suicide among females by age and race/ethnicity, 2012.

estimates that in 2012 firearms were used in 460,718 serious violent victimizations, including 33.4% of robberies and 27.0% of aggravated assaults for which weapon status was known (18). (It is important to remember that these exact numbers are estimates.)

Geography

Mortality rates from firearm violence varied greatly among US states in 2012 (**Figure 10**). The suicide rate in Montana was 8.5 times that in New Jersey; the homicide rate in Louisiana was 9.5 times that in New Hampshire. It was not the case that states with high rates of firearm homicide also had high rates of firearm suicide. To the contrary, there was essentially no correlation (Spearman correlation coefficient 0.09, $p = 0.56$). Instead, states with both the highest and lowest rates of firearm suicide were among those with low rates of firearm homicide. Low-suicide, low-homicide states tended to be in New England; high-suicide, low-homicide states tended to lie in the rural Northwest. High-suicide, high-homicide states were generally in the Southeast.

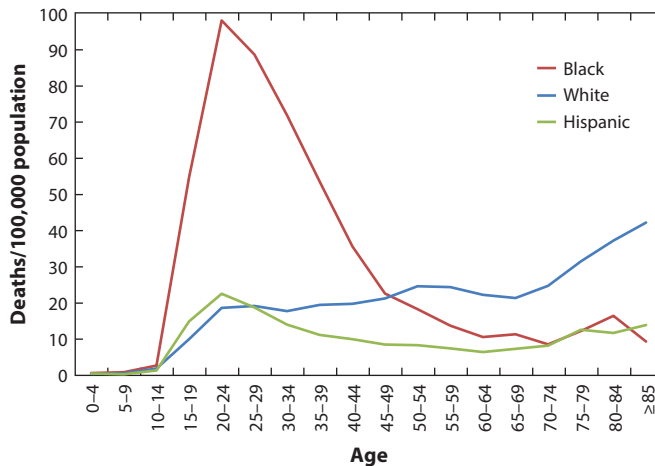


Figure 7

Mortality rates for firearm violence among males by age and race/ethnicity, 2012.

Compared with other nations, the United States is an outlier in its mortality from firearm violence. Its rates of firearm homicide and suicide both substantially exceed those for the other industrialized nations in the Organisation for Economic Co-operation and Development (OECD) (Figure 11). This finding is not likely due to a predisposition to violence in the United States, however. Among those same OECD nations, the US ranks near the bottom in its prevalence of self-reported assault (Figure 12).

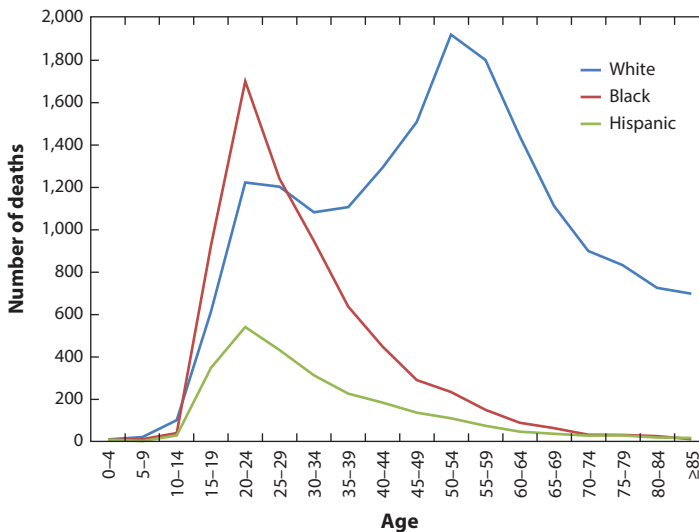


Figure 8

Number of deaths from firearm violence among males by age and race/ethnicity, 2012.

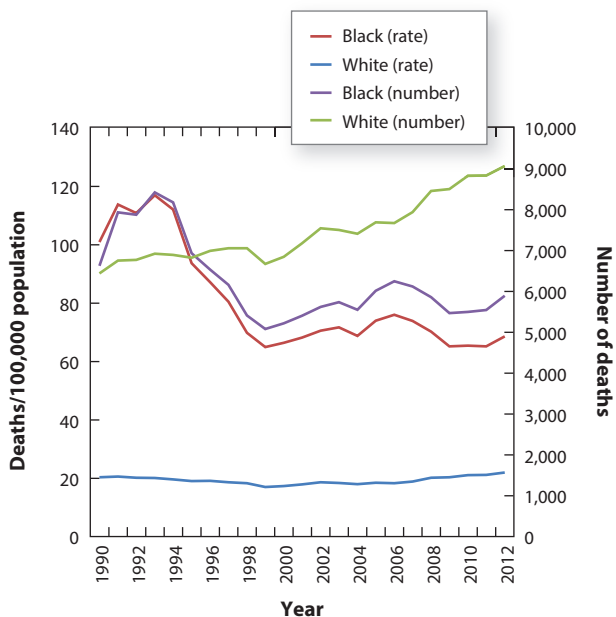


Figure 9

Mortality rates and number of deaths from firearm violence for White males ages 35–64 and Black males ages 15–44, 1990–2012.

DISCUSSION

David Satcher, who in 1993 had just become director of the Centers for Disease Control and Prevention, asked this rhetorical question about violence (7): “If it’s not a public health problem, then why are all those people dying from it?” Firearm violence, responsible for more than 30,000 deaths per year, clearly qualifies as a significant public health problem. The societal costs of firearm suicides and homicides occurring in 2010, estimated at \$164.6 billion, approximated 1.1% of the US gross domestic product that year (<http://data.worldbank.org/indicator/NY.GDP.MKTP.CD>). The overall rate of fatal firearm violence has remained essentially unchanged in the United States for more than a decade.

Risk for firearm violence varies substantially across demographic subsets of the population and between states in patterns that are quite different for suicide and homicide. A further example is the variation across the urban–rural continuum. In 2004, although there was almost no difference in overall mortality from firearm violence between the most urban and most rural counties, suicide rates were 54% higher in the rural counties and homicide rates were 90% higher in the urban counties (15).

As with other important health problems, most cases of fatal firearm violence arise from large but low-risk subsets of the population; risk and burden of illness are not distributed symmetrically. Other aspects of the epidemiology of firearm violence also run counter to popular conceptions of the problem. This mismatch between perception and reality probably impedes our efforts to prevent violence.

Contrary to popular belief, for example, mental illness by itself is not a leading contributor to interpersonal firearm violence (53). Future discussion of the involvement of mental illness in violence might focus more productively on its contribution to suicide, the leading form of lethal

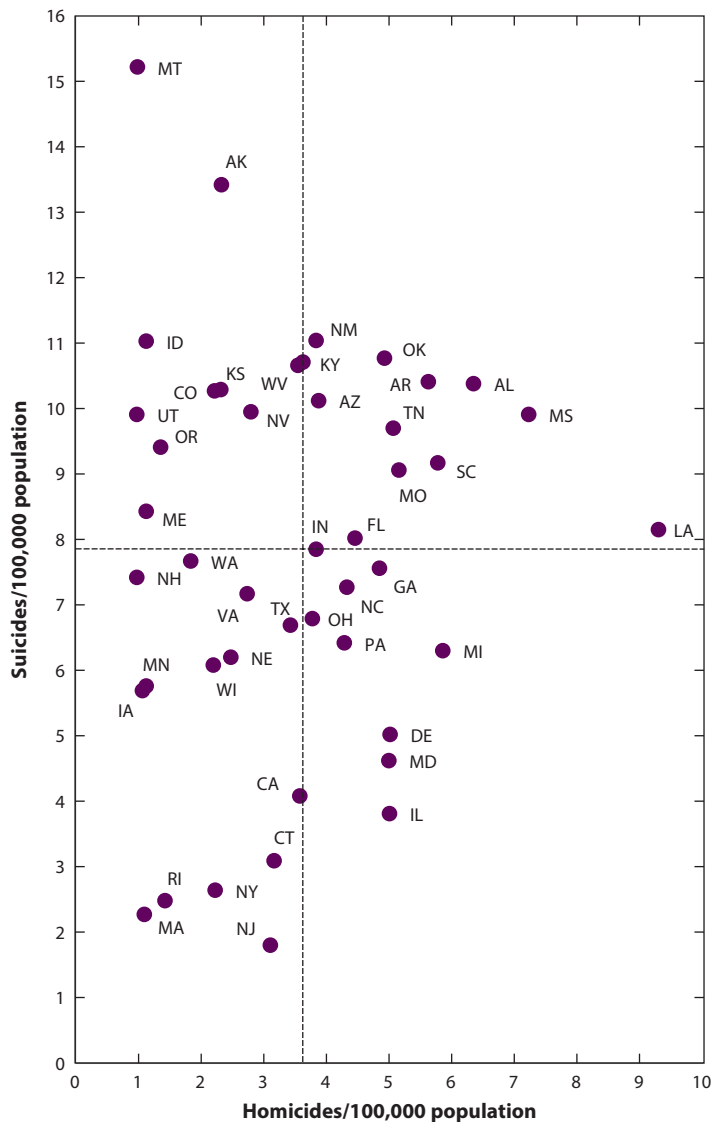


Figure 10

Mortality rates from firearm homicide and firearm suicide by state, 2012. Results were withheld by WISQARS for Hawaii, North Dakota, South Dakota, Vermont, and Wyoming because these states had fewer than 10 deaths from firearm homicide.

firearm violence, for which depression is a major risk factor (53). Focusing on suicide will also require consideration of groups not ordinarily thought to be at high risk for firearm violence, such as current and former members of the military. Suicide has been increasing rapidly in this group (40), and both male and female veterans who commit suicide are more likely than nonveterans to use firearms (30).

Other factors are strongly associated with risk of death from firearm violence and are mentioned briefly. Firearm ownership is probably the most widespread of these. There are more than 50 million firearm owners in the United States; approximately 35% of men and 11% of women

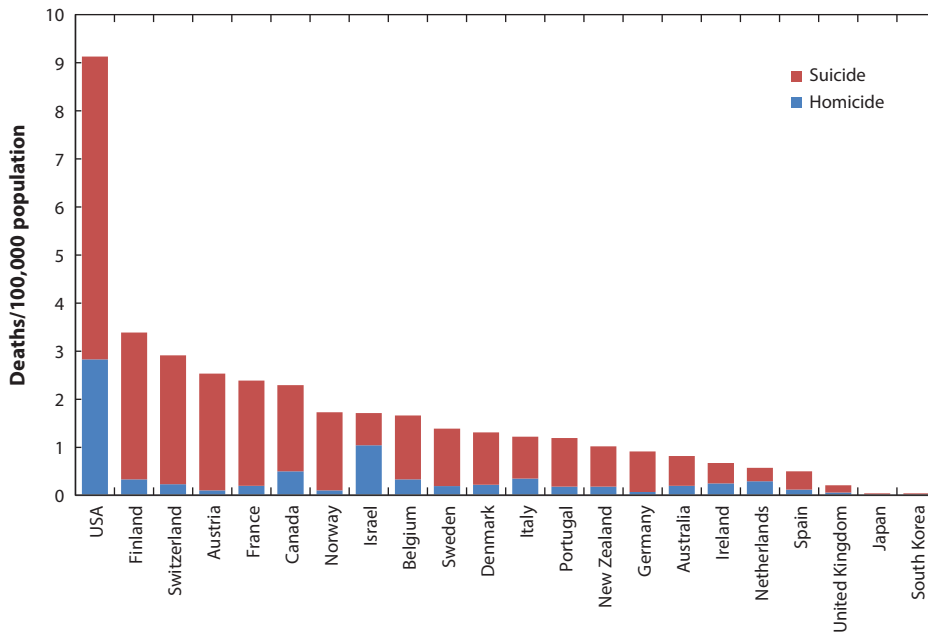


Figure 11

Mortality rates for firearm suicide and homicide for selected members of the Organisation for Economic Co-operation and Development. Data available at the GunPolicy.org website, <http://www.gunpolicy.org> (accessed August 28, 2014).

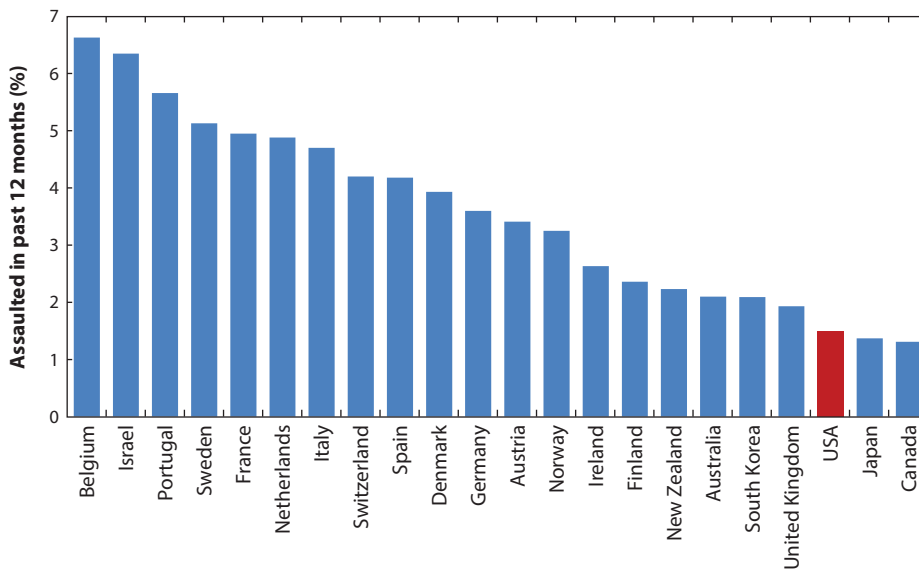


Figure 12

Percentage of the adult population reporting having been assaulted in the preceding 12 months for selected members of the Organisation for Economic Co-operation and Development. Data available at the OECD website, <http://www.oecdbetterlifeindex.org/topics/safety/> (accessed August 28, 2014).

report owning firearms (28). Many studies, only a few of which are cited here, have found associations between firearm ownership and firearm homicide or suicide whether measured at the population level (17, 44–46, 51, 52), the household level (6, 24, 36, 37), or the individual level (69). This association is strong enough that it interferes with efforts to quantify the effect of firearm violence prevention policies (65).

Some risk factors are suitable for focused interventions that may have broad impacts. Alcohol and controlled substance abuse are important predictors of future risk for violence, including firearm violence, whether directed at others (3, 25, 29, 34, 38) or at oneself (8, 14, 16, 32, 33) and whether or not mental illness is also present (21, 26). There is widespread support—among the general public (11), firearm owners (11), firearm retailers (67), and experts in the field (1, 22)—for policies that would prohibit the purchase and possession of firearms by persons with multiple criminal convictions related to alcohol abuse. A prior history of violence is strongly predictive of future violence (12, 23, 39, 43, 56, 57), including specifically among firearm owners (68, 71, 72). Prohibitions on the purchase of firearms by persons convicted of violent misdemeanor crimes such as assault and battery have been effective (71) and are also widely supported (1, 11, 22, 67). Finally, a comprehensive requirement that firearm sales and transfers of other types involve a background check on the recipient would help prevent prohibited persons from acquiring firearms anonymously and illegally from private parties, including via the Internet. Background checks are effective (54, 58, 60, 63, 64) and, again, widely supported (1, 11, 19, 22, 49, 67).

Further research on the nature and prevention of firearm violence is sorely needed. Fortunately, President Obama has directed the Centers for Disease Control and Prevention to resume its work in the field (61). The National Institute of Justice and, for the first time in its history, the National Institutes of Health have grant programs for research specifically on firearm violence. Evidence-based interventions may lead to substantial reductions in death and disability from this important public health problem.

SUMMARY POINTS

1. The overall fatality rate from firearm violence has not changed in more than a decade.
2. Suicide is the most common form of fatal firearm violence (64.0% of deaths in 2012) and is increasing. Homicide is decreasing.
3. Homicide risk is concentrated to a remarkable degree among Black males through much of the life span. Mortality rates from firearm violence are very high and unchanged in this group.
4. Suicide risk is highest among White males beginning in adolescence. They also account for most fatalities from firearm violence and have increasing mortality rates.
5. As compared with other industrialized nations, the United States has low rates of assaultive violence but uniquely high mortality rates from firearm homicide and suicide.

DISCLOSURE STATEMENT

The author is not aware of any affiliations, memberships, funding, or financial holdings that might be perceived as affecting the objectivity of this review.

LITERATURE CITED

1. 2013. Consensus recommendations for reforms to federal gun policies. See Ref. 59, pp. 259–62
2. Adelson L. 1980. The gun and the sanctity of human life; or the bullet as pathogen. *Pharos Alpha Omega Alpha Honor Med. Soc.* 43:15–25
3. Afifi TO, Henriksen CA, Asmundson GJG, Sareen J. 2012. Victimization and perpetration of intimate partner violence and substance use disorders in a nationally representative sample. *J. Nerv. Ment. Dis.* 200:684–91
4. Alexander GR, Massey RM, Gibbs T, Altekruze JM. 1985. Firearm-related fatalities: an epidemiologic assessment of violent death. *Am. J. Public Health* 75:165–68
5. Am. Med. Assoc. Counc. Sci. Aff. 1989. Firearms injuries and deaths: a critical public health issue. *Public Health Rep.* 104:111–20
6. Anglemeyer A, Horvath T, Rutherford G. 2014. The accessibility of firearms and risk for suicide and homicide victimization among household members: a systematic review and meta-analysis. *Ann. Intern. Med.* 160:101–10
7. Applebome P. 1993. Conversations/David Satcher: CDC's new chief worries as much about bullets as about bacteria. *New York Times*, Sept. 26
8. Bagge CL, Lee H-J, Schumacher JA, Gratz KL, Krull JL, et al. 2013. Alcohol as an acute risk factor for recent suicide attempts: a case-crossover analysis. *J. Stud. Alcohol Drugs* 74:552–58
9. Baker SP. 1985. Without guns, do people kill people? *Am. J. Public Health* 75:587–88
10. Baker SP, Teret SP, Dietz PE. 1980. Firearms and the public health. *J. Public Health Policy* 1:224–29
11. Barry CL, McGinty EE, Vernick JS, Webster DW. 2013. After Newtown—public opinion on gun policy and mental illness. *N. Engl. J. Med.* 368:1077–81
12. Beck A, Shipley B. 1989. *Recidivism of prisoners released in 1983*. Rep. NCJ 116261, Bur. Justice Stat., Washington, DC
13. Blaire JP, Schweit K. 2014. *A study of active shooter incidents, 2000–2013*. Tex. State Univ., Fed. Bur. Investig., U.S. Dep. Justice, Washington, DC
14. Borges G, Loera CR. 2010. Alcohol and drug use in suicidal behaviour. *Curr. Opin. Psychiatry* 23:195–204
15. Branas CC, Nance ML, Elliott MR, Richmond TS, Schwab CW. 2004. Urban-rural shifts in intentional firearm death: different causes, same results. *Am. J. Public Health* 94:1750–55
16. Branas CC, Richmond TS, Ten Have TR, Wiebe DJ. 2011. Acute alcohol consumption, alcohol outlets and gun suicide. *Subst. Use Misuse* 46:1592–603
17. Briggs JT, Tabarrok A. 2013. Firearms and suicides in US states. *Int. Rev. Law Econ.* 37:180–88
18. Bur. Justice Stat. 2012. *NCVS Victimization Analysis Tool (NVAT)*. Washington, DC: Bur. Justice Stat. <http://www.bjs.gov/index.cfm?ty=nvat>
19. Butkus R, Doherty R, Daniel H. 2014. Reducing firearm-related injuries and deaths in the United States: executive summary of a policy position paper from the American College of Physicians. *Ann. Intern. Med.* 160:858–60
20. CDC (Cent. Dis. Control Prev.). 2014. *Web-based Injury Statistics Query and Reporting System (WISQARS)*. Natl. Cent. Injury Prev. Control, CDC, Atlanta. <http://www.cdc.gov/injury/wisqars/index.html>
21. Conner KR, Cox C, Duberstein PR, Tian L, Nisbet PA, Conwell Y. 2001. Violence, alcohol, and completed suicide: a case-control study. *Am. J. Psychiatry* 158:1701–5
22. Consort. Risk-Based Firearm Policy. 2013. *Guns, public health and mental illness: an evidence-based approach for federal policy*. Dec. 11. Consort. Risk-Based Firearm Policy. <http://www.jhsph.edu/research/centers-and-institutes/johns-hopkins-center-for-gun-policy-and-research/publications/GPHMI-Federal.pdf>
23. Cook PJ, Ludwig J, Braga AA. 2005. Criminal records of homicide offenders. *JAMA* 294:598–601
24. Cummings P, Koepsell TD, Grossman DC, Savarino J, Thompson RS. 1997. The association between the purchase of a handgun and homicide or suicide. *Am. J. Public Health* 87:974–78
25. Darke S. 2010. The toxicology of homicide offenders and victims: a review. *Drug Alcohol Rev.* 29:202–15
26. Elbogen EB, Johnson SC. 2009. The intricate link between violence and mental disorder. *Arch. Gen. Psychiatry* 66:152–61

27. Fatteh A, Troxler D. 1971. The gun and its victims. A study of 1024 firearm fatalities in North Carolina during 1970. *N. C. Med. J.* 32:489–95
28. Gen. Soc. Survey. 2014. *Data analysis using SDA (1972–2010)*. Natl. Opin. Res. Cent., Univ. Chicago. <http://www3.norc.org/GSS+website/>
29. Harford TC, Yi H-Y, Grant BF. 2013. Other- and self-directed forms of violence and their relationships to DSM-IV substance use and other psychiatric disorders in a national survey of adults. *Compr. Psychiatry* 54:731–39
30. Hoffmire CA, Bossarte RM. 2014. A reconsideration of the correlation between veteran status and firearm suicide in the general population. *Inj. Prev.* 20:317–21
31. Jagger J, Dietz PE. 1986. Death and injury by firearms: Who cares? *JAMA* 255:3143–44
32. Kaplan MS, McFarland BH, Huguette N, Conner K, Caetano R, et al. 2013. Acute alcohol intoxication and suicide: a gender-stratified analysis of the National Violent Death Reporting System. *Inj. Prev.* 19:38–43
33. Karch DL, Logan J, McDaniel D, Parks S, Patel N. 2012. Surveillance for violent deaths—National Violent Death Reporting System, 16 states, 2009. *MMWR* 61:1–43
34. Kelleher K, Chaffin M, Hollenberg J, Fischer E. 1994. Alcohol and drug disorders among physically abusive and neglectful parents in a community-based sample. *Am. J. Public Health* 84:1586–90
35. Kellermann AL, Reay DT. 1986. Protection or pearl? An analysis of firearm-related deaths in the home. *N. Engl. J. Med.* 314:1557–60
36. Kellermann AL, Rivara FP, Rushforth NB, Banton JG, Reay DT, et al. 1993. Gun ownership as a risk factor for homicide in the home. *N. Engl. J. Med.* 329:1084–91
37. Kellermann AL, Rivara FP, Somes G, Reay DT, Francisco J, et al. 1992. Suicide in the home in relation to gun ownership. *N. Engl. J. Med.* 327:467–72
38. Kuhns JB, Exum ML, Clodfelter TA, Bottia MC. 2014. The prevalence of alcohol-involved homicide offending: a meta-analytic review. *Homicide Stud.* 18:251–70
39. Langan PA, Levin DJ. 2002. *Recidivism of prisoners released in 1994*. Rep. NCJ 193427, U.S. Dep. Justice, Bur. Justice Stat., Washington, DC
40. LeardMann CA, Powell TM, Smith TC, Bell MR, Smith B, et al. 2013. Risk factors associated with suicide in current and former US military personnel. *JAMA* 310:496–506
41. Leland A, Oboroceanu M-J. 2010. *American war and military operations casualties: lists and statistics*. Rep. RL32492, U.S. Congr. Res. Serv., Washington, DC
42. Mahler A, Fielding J. 1977. Firearms and gun control: a public health concern. *N. Engl. J. Med.* 297:556–58
43. Maltz M. 1984. *Recidivism*. Orlando, FL: Academic Press
44. Miller M, Azrael D, Hemenway D. 2002. Firearm availability and suicide, homicide, and unintentional firearm deaths among women. *J. Urban Health* 79:26–38
45. Miller M, Azrael D, Hemenway D. 2002. Firearm availability and unintentional firearm deaths, suicide, and homicide among 5–14 year olds. *J. Trauma* 52:267–74
46. Miller M, Azrael D, Hemenway D. 2002. Rates of household firearm ownership and homicide across US regions and states, 1988–1997. *Am. J. Public Health* 92:1988–93
47. Miller T. 2013. *The cost of firearm violence*. Children’s Safety Network Econ. and Data Anal. Resour. Cent., Pac. Inst. Res. Eval., Calverton, MD. http://www.childrensafetynetwork.org/sites/childrensafetynetwork.org/files/CostoffFirearmViolence_Print.pdf
48. Newton G Jr, Zimring FE. 1969. *Firearms and violence in American life. A staff report submitted to the National Commission on the Causes and Prevention of Violence*. Natl. Comm. Causes Prev. Violence, Washington, DC
49. Pinals DA, Cabaj RP, Appelbaum PS, Recupero PR. 2013. *Position statement on firearm access, acts of violence and the relationship to mental illness and mental health services*. APA Off. Actions, July. Am. Psychiatr. Assoc., Arlington, VA. <http://www.psychiatry.org/advocacy-newsroom>
50. Rose G. 1985. Sick individuals and sick populations. *Int. J. Epidemiol.* 14:32–38
51. Siegel M, Negussie Y, Vanture S, Pleskunas J, Ross CS, King C III. 2014. The relationship between gun ownership and stranger and nonstranger firearm homicide rates in the United States, 1981–2010. *Am. J. Public Health* 104:1912–19
52. Siegel M, Ross CS, King C III. 2013. The relationship between gun ownership and firearm homicide rates in the United States, 1981–2010. *Am. J. Public Health* 103:2098–105

53. Swanson JW, McGinty EE, Fazel S, Mays VM. 2014. Mental illness and reduction of gun violence and suicide: bringing epidemiologic research to policy. *Ann. Epidemiol.* <http://dx.doi.org/10.1016/j.annepidem.2014.03.004>. Online publ. April 29
54. Swanson JW, Robertson AG, Frisman LK, Norko MA, Lin H-J, et al. 2013. Preventing gun violence involving people with serious mental illness. See Ref. 59, pp. 33–52
55. Teret SP, Wintemute GJ. 1983. Handgun injuries: the epidemiologic evidence for assessing legal responsibility. *Hamline Law Rev.* 6:341–50
56. Tillman R. 1987. The size of the “criminal population”: the prevalence and incidence of adult arrest. *Criminology* 25:561–79
57. Vittes KA, Vernick JS, Webster DW. 2012. Legal status and source of offenders’ firearms in states with the least stringent criteria for gun ownership. *Inj. Prev.* 19:26–31
58. Webster DW, Crifasi CK, Vernick JS. 2014. Effects of the repeal of Missouri’s handgun purchaser licensing law on homicides. *J. Urban Health* 91:293–302
59. Webster DW, Vernick JS, eds. 2013. *Reducing Gun Violence in America: Informing Policy with Evidence and Analysis*. Baltimore, MD: Johns Hopkins Univ. Press
60. Webster DW, Vernick JS, Bulzacchelli MT. 2009. Effects of state-level firearm seller accountability policies on firearm trafficking. *J. Urban Health* 86:525–37
61. White House. 2013. *Now Is the Time: The President’s Plan to Protect Our Children and Our Communities By Reducing Gun Violence*. Washington, DC: White House. http://www.whitehouse.gov/sites/default/files/docs/wh_now_is_the_time_full.pdf
62. Wintemute GJ. 1987. Firearms as a cause of death in the United States, 1920–1982. *J. Trauma* 27:532–36
63. Wintemute GJ. 2007. Gun shows across a multistate American gun market: observational evidence of the effects of regulatory policies. *Inj. Prev.* 13:150–56
64. Wintemute GJ. 2013. Comprehensive background checks for firearm sales: evidence from gun shows. See Ref. 59, pp. 95–107
65. Wintemute GJ. 2013. Responding to the crisis of firearm violence in the United States. *JAMA Intern. Med.* 173:740–42
66. Wintemute GJ. 2013. Tragedy’s legacy. *N. Engl. J. Med.* 368:397–99
67. Wintemute GJ. 2014. Support for a comprehensive background check requirement and expanded denial criteria for firearm transfers: findings from the Firearms Licensee Survey. *J. Urban Health* 91:303–19
68. Wintemute GJ, Drake CM, Beaumont JJ, Wright MA, Parham CA. 1998. Prior misdemeanor convictions as a risk factor for later violent and firearm-related criminal activity among authorized purchasers of handguns. *JAMA* 280:2083–87
69. Wintemute GJ, Parham CA, Beaumont JJ, Wright MA, Drake CM. 1999. The mortality experience of recent purchasers of handguns. *N. Engl. J. Med.* 341:1583–89
70. Wintemute GJ, Teret SP, Kraus JF. 1987. The epidemiology of firearm deaths among residents of California. *West. J. Med.* 146:374–77
71. Wintemute GJ, Wright MA, Drake CM, Beaumont JJ. 2001. Subsequent criminal activity among violent misdemeanants who seek to purchase handguns: risk factors and effectiveness of denying handgun purchase. *JAMA* 285:1019–26
72. Wright MA, Wintemute GJ. 2010. Felonious or violent criminal activity that prohibits gun ownership among prior purchasers of handguns: incidence and risk factors. *J. Trauma* 69:948–55



Contents

Symposium: Strategies to Prevent Gun Violence

Commentary: Evidence to Guide Gun Violence Prevention in America
Daniel W. Webster 1

The Epidemiology of Firearm Violence in the Twenty-First Century
United States
Garen J. Wintemute 5

Effects of Policies Designed to Keep Firearms from High-Risk
Individuals
Daniel W. Webster and Garen J. Wintemute 21

Cure Violence: A Public Health Model to Reduce Gun Violence
Jeffrey A. Butts, Caterina Gouvis Roman, Lindsay Bostwick, and Jeremy R. Porter 39

Focused Deterrence and the Prevention of Violent Gun Injuries:
Practice, Theoretical Principles, and Scientific Evidence
Anthony A. Braga and David L. Weisburd 55

Epidemiology and Biostatistics

Has Epidemiology Become Infatuated With Methods? A Historical
Perspective on the Place of Methods During the Classical
(1945–1965) Phase of Epidemiology
Alfredo Morabia 69

Statistical Foundations for Model-Based Adjustments
Sander Greenland and Neil Pearce 89

The Elusiveness of Population-Wide High Blood Pressure Control
Paul K. Whelton 109

The Epidemiology of Firearm Violence in the Twenty-First Century
United States
Garen J. Wintemute 5

Focused Deterrence and the Prevention of Violent Gun Injuries:
Practice, Theoretical Principles, and Scientific Evidence
Anthony A. Braga and David L. Weisburd 55

Unintentional Home Injuries Across the Life Span: Problems and Solutions <i>Andrea C. Gielen, Eileen M. McDonald, and Wendy Shields</i>	231
Sleep as a Potential Fundamental Contributor to Disparities in Cardiovascular Health <i>Chandra L. Jackson, Susan Redline, and Karen M. Emmons</i>	417
Translating Evidence into Population Health Improvement: Strategies and Barriers <i>Steven H. Woolf, Jason Q. Purnell, Sarah M. Simon, Emily B. Zimmerman, Gabriela J. Camberos, Amber Haley, and Robert P. Fields</i>	463

Environmental and Occupational Health

Fitness of the US Workforce <i>Nicolaas P. Pronk</i>	131
Food System Policy, Public Health, and Human Rights in the United States <i>Kerry L. Shannon, Brent F. Kim, Shawn E. McKenzie, and Robert S. Lawrence</i>	151
Regulating Chemicals: Law, Science, and the Unbearable Burdens of Regulation <i>Ellen K. Silbergeld, Daniele Mandrioli, and Carl F. Cranor</i>	175
The Haves, the Have-Nots, and the Health of Everyone: The Relationship Between Social Inequality and Environmental Quality <i>Lara Cushing, Rachel Morello-Frosch, Madeline Wander, and Manuel Pastor</i>	193
The Impact of Toxins on the Developing Brain <i>Bruce P. Lanpbear</i>	211
Unintentional Home Injuries Across the Life Span: Problems and Solutions <i>Andrea C. Gielen, Eileen M. McDonald, and Wendy Shields</i>	231

Public Health Practice

Cross-Sector Partnerships and Public Health: Challenges and Opportunities for Addressing Obesity and Noncommunicable Diseases Through Engagement with the Private Sector <i>Lee M. Johnston and Diane T. Finegood</i>	255
Deciphering the Imperative: Translating Public Health Quality Improvement into Organizational Performance Management Gains <i>Leslie M. Beitsch, Valerie A. Yeager, and John Moran</i>	273

Identifying the Effects of Environmental and Policy Change Interventions on Healthy Eating <i>Deborah J. Bowen, Wendy E. Barrington, and Shirley A.A. Beresford</i>	289
Lessons from Complex Interventions to Improve Health <i>Penelope Hawe</i>	307
Trade Policy and Public Health <i>Sharon Friel, Libby Hattersley, and Ruth Townsend</i>	325
Uses of Electronic Health Records for Public Health Surveillance to Advance Public Health <i>Guthrie S. Birkhead, Michael Klompas, and Nirav R. Shah</i>	345
What Is Health Resilience and How Can We Build It? <i>Katharine Wulff, Darrin Donato, and Nicole Lurie</i>	361
Effects of Policies Designed to Keep Firearms from High-Risk Individuals <i>Daniel W. Webster and Garen J. Wintemute</i>	21
Cure Violence: A Public Health Model to Reduce Gun Violence <i>Jeffrey A. Butts, Caterina Gouvis Roman, Lindsay Bostwick, and Jeremy R. Porter</i>	39
Focused Deterrence and the Prevention of Violent Gun Injuries: Practice, Theoretical Principles, and Scientific Evidence <i>Anthony A. Braga and David L. Weisburd</i>	55
Regulating Chemicals: Law, Science, and the Unbearable Burdens of Regulation <i>Ellen K. Silbergeld, Daniele Mandrioli, and Carl F. Cranor</i>	175
The Response of the US Centers for Disease Control and Prevention to the Obesity Epidemic <i>William H. Dietz</i>	575

Social Environment and Behavior

Immigration as a Social Determinant of Health <i>Heide Castañeda, Seth M. Holmes, Daniel S. Madrigal, Maria-Elena DeTrinidad Young, Naomi Beyeler, and James Quesada</i>	375
Mobile Text Messaging for Health: A Systematic Review of Reviews <i>Amanda K. Hall, Heather Cole-Lewis, and Jay M. Bernhardt</i>	393
Sleep as a Potential Fundamental Contributor to Disparities in Cardiovascular Health <i>Chandra L. Jackson, Susan Redline, and Karen M. Emmons</i>	417

Stress and Type 2 Diabetes: A Review of How Stress Contributes to the Development of Type 2 Diabetes <i>Shona J. Kelly and Mubarak Ismail</i>	441
Translating Evidence into Population Health Improvement: Strategies and Barriers <i>Steven H. Woolf, Jason Q. Purnell, Sarah M. Simon, Emily B. Zimmerman, Gabriela J. Camberos, Amber Haley, and Robert P. Fields</i>	463
Using New Technologies to Improve the Prevention and Management of Chronic Conditions in Populations <i>Brian Oldenburg, C. Barr Taylor, Adrienne O'Neil, Fiona Cocker, and Linda D. Cameron</i>	483
Commentary: Evidence to Guide Gun Violence Prevention in America <i>Daniel W. Webster</i>	1
The Haves, the Have-Nots, and the Health of Everyone: The Relationship Between Social Inequality and Environmental Quality <i>Lara Cushing, Rachel Morello-Frosch, Madeline Wander, and Manuel Pastor</i>	193
Cross-Sector Partnerships and Public Health: Challenges and Opportunities for Addressing Obesity and Noncommunicable Diseases Through Engagement with the Private Sector <i>Lee M. Johnston and Diane T. Finewood</i>	255
Lessons from Complex Interventions to Improve Health <i>Penelope Hawe</i>	307
What Is Health Resilience and How Can We Build It? <i>Katharine Wulff, Darrin Donato, and Nicole Lurie</i>	361
Health Services	
Assessing and Changing Organizational Social Contexts for Effective Mental Health Services <i>Charles Glisson and Nathaniel J. Williams</i>	507
Policy Dilemmas in Latino Health Care and Implementation of the Affordable Care Act <i>Alexander N. Ortega, Hector P. Rodriguez, and Arturo Vargas Bustamante</i>	525
Tax-Exempt Hospitals and Community Benefit: New Directions in Policy and Practice <i>Daniel B. Rubin, Simone R. Singh, and Gary J. Young</i>	545
The Prescription Opioid and Heroin Crisis: A Public Health Approach to an Epidemic of Addiction <i>Andrew Kolodny, David T. Courtwright, Catherine S. Hwang, Peter Kreiner, John L. Eadie, Thomas W. Clark, and G. Caleb Alexander</i>	559

The Response of the US Centers for Disease Control and Prevention to the Obesity Epidemic <i>William H. Dietz</i>	575
Mobile Text Messaging for Health: A Systematic Review of Reviews <i>Amanda K. Hall, Heather Cole-Lewis, and Jay M. Bernhardt</i>	393
Using New Technologies to Improve the Prevention and Management of Chronic Conditions in Populations <i>Brian Oldenburg, C. Barr Taylor, Adrienne O'Neil, Fiona Cocker, and Linda D. Cameron</i>	483

Indexes

Cumulative Index of Contributing Authors, Volumes 27–36	597
Cumulative Index of Article Titles, Volumes 27–36	603

Errata

An online log of corrections to *Annual Review of Public Health* articles may be found at <http://www.annualreviews.org/errata/publhealth>