



CHICAGO JOURNALS



The Exoplanet Orbit Database

Author(s): J. T. Wright, O. Fakhouri, G. W. Marcy, E. Han, Y. Feng, John Asher Johnson, A. W. Howard, D. A. Fischer, J. A. Valenti, J. Anderson, N. Piskunov

Source: *Publications of the Astronomical Society of the Pacific*, Vol. 123, No. 902 (April 2011), pp. 412-422

Published by: [The University of Chicago Press](#) on behalf of the [Astronomical Society of the Pacific](#)

Stable URL: <http://www.jstor.org/stable/10.1086/659427>

Accessed: 01/06/2011 11:47

Your use of the JSTOR archive indicates your acceptance of JSTOR's Terms and Conditions of Use, available at <http://www.jstor.org/page/info/about/policies/terms.jsp>. JSTOR's Terms and Conditions of Use provides, in part, that unless you have obtained prior permission, you may not download an entire issue of a journal or multiple copies of articles, and you may use content in the JSTOR archive only for your personal, non-commercial use.

Please contact the publisher regarding any further use of this work. Publisher contact information may be obtained at <http://www.jstor.org/action/showPublisher?publisherCode=ucpress>.

Each copy of any part of a JSTOR transmission must contain the same copyright notice that appears on the screen or printed page of such transmission.

JSTOR is a not-for-profit service that helps scholars, researchers, and students discover, use, and build upon a wide range of content in a trusted digital archive. We use information technology and tools to increase productivity and facilitate new forms of scholarship. For more information about JSTOR, please contact support@jstor.org.



*The University of Chicago Press and Astronomical Society of the Pacific are collaborating with JSTOR to digitize, preserve and extend access to *Publications of the Astronomical Society of the Pacific*.*

<http://www.jstor.org>

The Exoplanet Orbit Database

J. T. WRIGHT,^{1,2} O. FAKHOURI,^{3,4} G. W. MARCY,^{4,5} E. HAN,^{1,2} Y. FENG,^{1,2} JOHN ASHER JOHNSON,⁶ A. W. HOWARD,^{4,7}
D. A. FISCHER,⁸ J. A. VALENTI,⁹ J. ANDERSON,⁹ AND N. PISKUNOV¹⁰

Received 2010 December 20; accepted 2011 February 7; published 2011 April 13

ABSTRACT. We present a database of well-determined orbital parameters of exoplanets, and their host stars' properties. This database comprises spectroscopic orbital elements measured for 427 planets orbiting 363 stars from radial velocity and transit measurements as reported in the literature. We have also compiled fundamental transit parameters, stellar parameters, and the method used for the planets discovery. This Exoplanet Orbit Database includes all planets with robust, well measured orbital parameters reported in peer-reviewed articles. The database is available in a searchable, filterable, and sortable form online through the Exoplanets Data Explorer table, and the data can be plotted and explored through the Exoplanet Data Explorer plotter. We use the Data Explorer to generate publication-ready plots, giving three examples of the signatures of exoplanet migration and dynamical evolution: We illustrate the character of the apparent correlation between mass and period in exoplanet orbits, the different selection biases between radial velocity and transit surveys, and that the multiplanet systems show a distinct semimajor-axis distribution from apparently singleton systems.

Online material: online table

1. INTRODUCTION

Since the first discovery of exoplanets orbiting normal stars (Latham et al. 1989; Mayor & Queloz 1995) the number of known exoplanets has grown rapidly, predominantly through the precise radial velocity (RV) method. Recently, exoplanet discoveries via transit have begun to keep pace, and the Kepler mission to detect transiting planets promises to surpass RV methods and other methods such as microlensing and direct imaging have made promising progress. Careful tracking of the many dozens of discoveries per year has been carried out by a few groups: most notably, the Extrasolar Planets Encyclo-

paedia¹¹ and, more recently, the NASA/NExSci/IPAC Stellar and Exoplanet Database (NSTED).¹²

The first peer-reviewed list of exoplanets with robust orbits appearing in the peer-reviewed literature was in Butler et al. (2002). Fischer & Valenti (2005) compiled a comprehensive list of uniformly calculated orbital parameters and stellar properties for planets orbiting stars monitored by the California & Carnegie and Anglo-Australian Planet Searches.

Butler et al. (2006) presented orbital and stellar parameters for the 172 exoplanets with well-determined orbits around normal stars known within 200 pc. At that time, only a handful of planets had been discovered through the transit method, and the distance threshold served to distinguish planets orbiting the brightest and most easily studied stars from more distant planets around faint stars with ill-determined orbits, such as the planets discovered by microlensing.

We have maintained and updated the catalog and have expanded it to include additional information, including transit parameters and asymmetric uncertainties. We have made this Exoplanet Orbit Database (EOD) available online and developed the Exoplanet Data Explorer to allow users to easily explore and display its contents. This article serves to document the methodology of the EOD and subject it to peer review. We anticipate many future upgrades to the EOD, including the addition of fields not currently supported and more thorough documentation of references.

¹Center for Exoplanets and Habitable Worlds, 525 Davey Lab, The Pennsylvania State University, University Park, PA 16803.

²Department of Astronomy and Astrophysics, 525 Davey Lab, The Pennsylvania State University, University Park, PA 16803.

³Pivotal Labs, 731 Market Street, Third Floor, San Francisco, CA 94103.

⁴Department of Astronomy, University of California, Berkeley, CA 94720-3411.

⁵Center for Integrative and Planetary Science, University of California, Berkeley, CA 94720.

⁶Department of Astrophysics, California Institute of Technology, MC 249-17, Pasadena, CA 91125.

⁷Space Sciences Laboratory, University of California, Berkeley, CA 94720-7450.

⁸Department of Astronomy, Yale University, New Haven, CT 06511.

⁹Space Telescope Science Institute, 3700 San Martin Drive, Baltimore, MD 21218.

¹⁰Department of Astronomy and Space Physics, Uppsala University, Box 515, 751 20 Uppsala, Sweden.

¹¹Maintained by J. Schneider; see <http://exoplanet.eu>.

¹²See <http://nsted.ipac.caltech.edu>.

2. SCOPE AND PURPOSE

For the Exoplanet Orbit Database, we have dropped the 200 pc limit from the old catalog and now include all robustly detected planets appearing in the peer-reviewed literature with well-determined orbital parameters. We have retained the generous upper mass limit of 24 Jupiter masses in our definition of a “planet,” for the same reasons as in the catalog: at the moment, any mass limit is arbitrary and will serve little practical function, both because of the $\sin i$ ambiguity in radial velocity masses and because of the lack of physical motivation.¹³ We therefore err on the side of inclusiveness by admitting the long high-mass tail of the exoplanet population at the risk of having a few bona fide brown dwarfs in the sample.

The scope of this Exoplanet Orbit Database is to provide the highest-quality orbital parameters for exoplanets orbiting normal stars. We are not attempting to provide an encyclopedic presentation of every claimed detection of an exoplanet.¹⁴ At present, we include giant and subgiant stars, because exoplanet detection methods and measurement uncertainties for these stars are similar to main-sequence stars. In the future, we may include other evolutionary states such as hot subdwarfs, white dwarfs, post-CE binaries, or pulsars. We plan to include astrometrically discovered planets when they appear in the literature with robust orbital elements.

Our definition of “robust” is not strictly quantitative. We require that the period be certain to at least 15% (usually corresponding to seeing at least one or two complete orbits); otherwise, we have applied our judgment regarding whether both the detection and the orbit are sufficiently secure to warrant inclusion in the database. We attempt to be conservative in these evaluations. Our standards for the quality of a radial velocity curve might be relaxed, for instance, if a given planet transits or might be tightened if phase coverage is especially poor. In any case, we strive to avoid including dubious orbits or detections that we may need to revise at a later date. We stress that this judgment is not necessarily a judgment on the quality of other groups’ work in general or on the existence of a particular planet—indeed, we have not included some very real planets published in our own articles, because their orbital parameters are not sufficiently well determined to meet the database’s standards.

We also collect basic information regarding the quality of the orbital fit, including the number of velocity measurements made, the rms scatter about the fit, and the resulting χ^2 . Finally, we collect substantial auxiliary information regarding the host star, including its best measured parallax, mass, and activity levels. We provide references for nearly all quantities, and our World Wide Web site provides easy links to these refereed sources.¹⁵

Thus, the EOD provides added value to other compendia of exoplanet properties in that:

1. It provides a quality cut containing only robust orbital parameters for clearly detected planets appearing in the peer-reviewed literature.
2. It distinguishes derived quantities, such as $m \sin i$ from measured quantities such as period, eccentricity, and RV semi-amplitude (the last of which, for instance, is not stored in other compendia). This allows derived quantities to be recalculated, for instance, when better stellar masses become available.
3. It provides a suite of stellar and orbital fit parameters, such as the number of radial velocity observations in the fit, the quality of the published fit, and the mass, projected rotational velocity, and chromospheric activity level of the host star.
4. It links to the underlying radial velocity and photometric data that generated the orbital fit.
5. It is available on a Web site that provides a powerful and visually elegant data exploration and visualization tool.

We stress that the heterogeneous detection thresholds within and among the many exoplanet search programs responsible for the detection and characterization of the known exoplanets make a sensitive analysis of the global properties of the known exoplanet treacherous. An obvious example is the very different properties of the host stars and orbits of planets discovered by transit versus those discovered by RVs. While this particular factor can be crudely addressed through use of the DISCMETH field in the EOD, other factors are less obvious and more difficult to control. A more subtle example is that the cadence and radial velocity precision achieved on particular targets by the many telescopes, groups, and techniques varies as a function of stellar spectral type, as a function of magnitude, and in less predictable ways. *Thus, careful consideration of the many and often ill-defined selection effects in planet search programs is crucial when interpreting these data statistically to find astrophysically meaningful correlations or effects.*

3. CONTENT

Our methodology largely follows that of Butler et al. (2006). We summarize the important points and differences from that work next.

¹³The 13 Jupiter-mass limit by the IAU Working Group is physically unmotivated for planets with rocky cores and observationally unenforceable, due to the $\sin i$ ambiguity. A useful theoretical and rhetorical distinction is to segregate brown dwarfs from planets by their formation mechanism, but such a distinction is of little utility observationally.

¹⁴This service is admirably provided by the Extrasolar Planets Encyclopaedia. Since this task becomes more complex as new planet detection methods explore new dimensionalities of exoplanet observation, we restrict ourselves to orbital parameters determined spectroscopically or (in the cases of unambiguously planetary transits) photometrically.

¹⁵The EOD and the Exoplanet Data Explorer Table and Plotter are available on the World Wide Web at <http://exoplanets.org>.

TABLE 1
FIELDS OF THE EXOPLANET ORBIT DATABASE

Field	Data type	Meaning
NAME	String	Name of planet
STAR	String	Name of host star
COMP	String	Component name of planet (b, c, etc.)
OTHERNAME	String	Other commonly used star name
HD	Long Integer	Henry Draper number of star
HR	Integer	Bright Star Catalog number of star
HIPP	Long Integer	<i>Hipparcos</i> catalog number of star
SAO	Long Integer	SAO catalog number of star
GL	Float	GJ or Gliese catalog number of star
RA	Double	J2000 right ascension in decimal hours, Epoch 2000
DEC	Double	J2000 declination in decimal degrees, Epoch 2000
RA_STRING	String	J2000 right ascension as a sexagesimal string, Epoch 2000
DEC_STRING	String	J2000 declination as a sexagesimal string, Epoch 2000
V	Float	V magnitude
BMV	Float	B – V color
J	Float	J magnitude
H	Float	H magnitude
K _S	Float	K _S magnitude
PAR	Float	Parallax in mas
UPAR	Float	...
PER	Double	Orbital period in days
UPER	Float	...
T ₀	Double	Epoch of periastron in HJD ^a –2,440,000
UT0	Float	...
K	Float	Semi-amplitude of stellar reflex motion in m s ⁻¹
UK	Float	...
ECC	Float	Orbital eccentricity
UECC	Float	...
UECCD	Float	...
FREEZE_ECC	Boolean	Eccentricity frozen in fit?
OM	Float	Argument of periastron in degrees
UOM	Float	...
TREND	Boolean	Linear trend in fit?
DVDT	Float	Magnitude of linear trend in m s ⁻¹ day ⁻¹
UDVDT	Float	...
MSINI	Float	Minimum mass (as calculated from the mass function) in M _{Jup}
UMSINI	Float	...
A	Float	Orbital semimajor axis in AU
UA	Float	...
TRANSIT	Boolean	Is the planet known to transit?
DEPTH	Float	(R _p /R _*) ²
UDEPTH	Float	...
UDEPTHD	Float	...
T14	Float	Time of transit from first to fourth contact in days
UT14	Float	...
TT	Double	Epoch of transit center in HJD ^a –2,440,000
UTT	Float	...
I	Float	Orbital inclination in degrees (for transiting systems only)
UI	Float	...
UID	Float	...
R	Float	Radius of the planet in Jupiter radii
UR	Float	...
AR	Float	(a/R _*)
UAR	Float	...
UARD	Float	...
B	Float	Impact parameter of transit
UB	Float	...
UBD	Float	...
DENSITY	Float	Density of planet in g cc ⁻¹

TABLE 1 (Continued)

Field	Data type	Meaning
UDENSITY	Float	...
GRAVITY	Float	$\log g$ (surface gravity) of the planet calculated from transit parameters
UGRAVITY	Float	...
LAMBDA	Float	Projected spin-orbit misalignment
ULAMBDA	Float	...
RMS	Float	Root-mean-square residuals to orbital RV fit
CHI2	Float	χ^2_ν to orbital RV fit
NOBS	Integer	Number of observations used in fit
NCOMP	Integer	Number of planetary companions known
MULT	Boolean	Multiple planets in system?
DISCMETH	String	Method of discovery. Has value RV or Transit
DATE	Integer	Year of publication of FIRSTREF
MSTAR	Float	Mass of host star
UMSTAR	Float	...
UMSTARD	Float	...
SPTYPE	String	Spectral type of host star, not a fully vetted field
BINARY	Boolean	Star known to be binary?
FE	Float	Iron abundance (or metallicity) of star
UFE	Float	...
LOGG	Float	Spectroscopic $\log g$ (surface gravity) of host star
ULOGG	Float	...
TEFF	Float	Effective temperature of host star
UTEFF	Float	...
VSINI	Float	Projected equatorial rotational velocity of star
UVSINI	Float	...
S	Float	Mount Wilson Ca II S -value
RHK	Float	Chromospheric activity of star as R'_{HK}
JSNAME	String	Name of host star used in the Extrasolar Planets Encyclopaedia
ETDNAME	String	Name of host star used in the Exoplanet Transit Database
SIMBADNAME	String	Valid SIMBAD name of host star
NSTEDID	Long Integer	ID of host star in NStED
FIRSTREF	String	First peer-reviewed publication of planetary orbit
FIRSTURL	String	...
ORBREF	String	Peer-reviewed origin or orbital parameters
ORBURL	String	...
MASSREF	String	Peer-reviewed origin of stellar mass
MASSURL	String	...
DISTREF	String	Peer-reviewed origin of stellar distance
DISTURL	String	...
TRANSITREF	String	Peer-reviewed origin of transit parameters
TRANSITURL	String	...
BINARYREF	String	Example of peer-reviewed article mentioning stellar binarity
BINARYURL	String	...

NOTE.—Fields beginning with U represent uncertainties in the parameter listed before them. Fields beginning with U and ending with D represent the asymmetric component of these uncertainties, as described in the text. Fields ending with “URL” contain the World Wide Web’s Uniform Resource Locator to the reference in the corresponding field ending in “REF.”

^aThe bases for the epoch of transit and periastron passage (JD, HJD, BJD, or others) used in the literature are varied and occasionally misreported, especially for nontransiting systems. We have recorded the times given in the original articles, whatever their basis, and plan to report all times consistently in the future. At present, applications requiring precision to better than several minutes should refer to the TRANSITREF or ORBREF citations.

3.1. Data

The data in the EOD are stored in flat text files, one per planet. Next, we describe each of the fields and how we determine its value. The names of the fields as used in the database are specified in all CAPS in the text and are summarized in Table 1.

We record the published fundamental observables of SBI’s period (P , stored as PER), semiamplitude (K), eccentricity (e , stored as ECC), and the time and argument of periastron (T_0 , ω , stored as T_0 and OM), and their uncertainties. In a few cases of multiplanet systems for which orbital parameters are not

constant over the span of the observations, we report the oscillating elements at the epoch given in the source. We also record the presence of a linear trend (TREND) and its magnitude (DVDT), where relevant, and whether the eccentricity was frozen in the orbital fit (FREEZE_ECC). In the case of circular orbits for which ω is not listed in the literature, we choose $\omega = 90^\circ$.

We have opted to use these classical SB1 orbital parameters, rather than using mean longitude at epoch, because they are more frequently reported in the literature and the latter is trivially computed from the former. In those cases (especially for multiplanet systems or transiting systems) where the phase of a planet is reported as the mean anomaly at epoch, or epoch of transit center, or in some similar way, we have converted the quantities to ω and T_0 for consistency. We recognize that for circular orbits the uncertainty in mean longitude is better behaved than those in T_0 and ω , and we note that the uncertainty in mean longitude can be estimated from the period uncertainty and the span of the observations. We plan to incorporate mean longitude at epoch, transit time predictions, and robust uncertainties for these quantities in the future, but in the meantime, any application requiring more precision should calculate the quantity explicitly from the radial velocities or from the source article.

We have attempted to make the stellar mass measurements as uniform as possible, with many masses coming from Takeda et al. (2007) instead of the planet discovery articles. From the five orbital parameters and these masses, we calculate the minimum mass $m \sin i$ (MSINI) and the orbital semimajor axis a (A) for every planet, following the methodology of Wright & Howard (2009) and Butler et al. (2006). Note that because we often use stellar masses that differ from the discovery article values, the minimum masses and a values may differ from their discovery values. In articles where the minimum masses of planets are given, but not K (for instance, in multiplanet systems where only a dynamical fit is given), we have computed K from the M_* , P , e , and $M \sin i$ values in the database, for consistency.

We report stellar parallaxes (PAR) and coordinates using the reduction of the *Hipparcos* data set by van Leeuwen (2009), where available, and from discovery articles otherwise.¹⁶ Coordinates are stored in the RA and DEC fields as decimal quantities and in RA_STRING and DEC_STRING as sexagesimal strings. The V and BMV fields contain the V magnitude and $B - V$ color, usually from the *Hipparcos* catalog (Perryman & ESA 1997), and JHK_S photometry is from the Two Micron All Sky Survey (2MASS; Skrutskie et al. 2006) (contained in the fields J , H , and K_S , with the latter being distinguished from the semiamplitude K). For stars not appearing in those catalogs, the values come from the discovery articles. Chromospheric

activity measurements are from the discovery articles or from the values listed in Butler et al. (2006) and are stored as Mount Wilson S values (SHK) and $\log R'_{HK}$ (RHK).

Where the literature is not consistent, we use proper names, Bayer designations, or Flamsteed numbers to identify a star in the STAR field, where available, because we find those to be more mnemonic than catalog numbers. We then give priority to Gliese-Jahreiss (GJ) numbers before HD numbers, and HD numbers before *Hipparcos* designations. In cases where the literature violates this scheme or is inconsistent, we give an alternative name in the OTHERNAME field. We include fields in the database for HD numbers, HR numbers, Gliese numbers (GL), *Hipparcos* number (HIP), and SAO number. For Bayer designations we spell out the Greek letter component, and in all cases we use three-letter constellation abbreviations. We provide a component name (COMP, i.e., b, c, d, etc.) and combine the STAR and COMP fields to generate the NAME of the planet.

As in the case for stellar masses, we attempt to record as consistent a set of metallicities (FE), effective temperatures (TEFF), gravities (LOGG), and projected rotational speeds (VSINI) as possible, relying heavily on the Spectroscopic Properties of Cool Stars catalogs (e.g., Valenti & Fischer 2005) and studies by the Geneva group (e.g., Santos et al. 2003). In most other cases these values come from the discovery articles, and for the host stars of transiting planets, we prefer the $\log g$ value determined with the transit light curve to a value determined from spectroscopy alone. We have collected spectral types from discovery articles and SIMBAD¹⁷ and store the values in SPTYPE, although this field is difficult to maintain or check in a consistent way.

Stars identified as binaries in the literature have the BINARY flag set to 1. For multiplanet systems we set the MULT flag to 1 and record the number of planets in the NCOMP field.

For planets that transit (for which the TRANSIT field is set to 1), we incorporate data on the period, epoch of transit center (T_t , stored as TT), impact parameter (b , as B), the square of the planet-star radius ratio (R_p/R_*)² (as DEPTH), the time of transit from first to fourth contact (T_{14} as $T14$), inclination (i , as I), orbital distance to stellar radius ratio a/R_* (as AR), and planetary radius (r , as R). Unlike the SB1 orbital parameters, this set is overdetermined, and we do not calculate any of these transit parameters from the others (except in cases where a parameter is not reported, and in no case do we attempt to calculate values directly from light curves). We also record the bulk density of the planet (ρ , as DENSITY). Where these quantities are not published for a transiting planet, we have calculated them from the other parameters for completeness. Since $m \sin i$ is derived including the stellar mass, which may come from a source other than the reference providing the transit

¹⁶In a few cases, we have had to estimate distances directly from stellar parameters; in these cases, we have attempted to be conservative in our error estimates.

¹⁷See <http://simbad.u-strasbg.fr/simbad>.

parameters, this may cause minor inconsistencies between the EOD and rigorously calculated values from the discovery data. We also record the projected spin-orbit misalignment λ (as LAMBDA, sometimes reported in the literature in terms of $\beta = -\lambda$), as measured by the Rossiter-McLaughlin effect. We calculate planetary surface gravity ($\log g$ as GRAVITY) from the recorded transit parameters and A (using the formalism of Southworth et al. 2007), and we calculate UGRAVITY through a formal propagation of errors assuming no covariances.

In a small number of cases, it is obvious based on the data presented in planet discovery articles that the orbital parameters are misreported. In cases where it appears to be a simple typographical error, we have simply corrected the value; in most cases the problem is a misreported offset to the Julian Date of the time of periastron passage.

We also record the method of discovery of a planetary system, DISCMETHOD. At present, this field can take two values: RV or Transit. So, for instance, HD209458b (which was discovered in the course of RV surveys and later found to transit) has TRANSIT = 1, but DISCMETHOD = 'RV', while HAT-P-13c (which is not known to transit and was discovered in the course of radial velocity follow-up for the transiting planet HAT-P-13b) has TRANSIT = 0 and DISCMETHOD = 'Transit'. This allows for some crude corrections to the very different selection effects of RV and transit surveys in analyses of global exoplanet properties (e.g., Gaudi et al. 2005; Gaudi 2005).

3.2. Uncertainties

Where possible, we have recorded the uncertainties from the literature, where they are computed in a nonuniform way. Where available or trivially computed, we record the quality of the orbital fit, including the χ^2_ν (CHI2) and root-mean-square residuals of the fit (RMS), and the number of RV observations used in the fit (NOBS).

All uncertainties are stored in fields beginning with a U and followed by the field name. Thus, the period uncertainty is specified in the field UPER. For those fields where asymmetric uncertainties are commonly found in the literature, we record the uncertainty field as half of the span between the upper and lower limits of the uncertainty interval, and we store the asymmetry in an additional field, which ends in D, as the value of the upper uncertainty. For instance, the quantity $e = 0.5^{+0.1}_{-0.2}$ would be stored as three fields: ECC = 0.5, UECC = 0.15, and UECCD = 0.1. For symmetric uncertainties in the eccentricity, UECCD is undefined (or, equivalently, equal to UECC).

In many cases we have computed quantities from other literature values (e.g., $m \sin i$, GRAVITY, or T_0 for planets where only T_t is given), and we have had to make estimates of the uncertainties in these quantities. In all cases we attempt to be conservative in our estimates to avoid the false precision that can come from a lack of knowledge of the covariance between quantities when propagating errors. For instance, we have con-

servatively assumed a minimum uncertainty of 5% on all stellar masses, regardless of the formal uncertainties in the literature, to account for likely systematic effects (but this may be too conservative, see Torres et al. 2010). In particular, the actual uncertainties in the surface gravities or semimajor axes of transiting planets may be lower than we report.

3.3. References

We provide references (REFs) for most numbers in the database. We do this as a simple text string of the form "First_Author Year" referring to the article from which we collected the quantity. For instance, a reference to this article would be rendered as the string "Wright 2011." We also provide a URL to the Astrophysics Data System (ADS) Web page of that article. In the case of recently announced planets for which an ADS page is not available, we provide a link to the relevant peer-reviewed preprint at the arXiv.¹⁸ We provide references and URLs for the spectroscopic orbital elements in the fields ORBREF and ORBURL, respectively. MASSREF and MASSURL contain the reference for the stellar mass, and DISTREF and DISTURL refer to the distance to the star. SPECREF and SPECURL provide a reference for the stellar parameters such as [Fe/H] and T_{eff} , and TRANSITREF and TRANSITURL refer to the article from which we have collected transit parameters. BINARYREF and BINARYURL contain an example of a reference to the multiplicity of a star for all stars with BINARY = 1. In cases where we have combined data from multiple sources, we separate the references and URLs with semicolons. In the future we will provide references to all of the quantities in the database, including magnitudes and coordinates.

We also provide a reference to the first peer-reviewed appearance of each planet in the literature (FIRSTREF and FIRSTURL) for historical use, along with the year of that reference's publication (DATE). Care should be taken with this field, since many planets were first announced as tentative detections in the literature, in conference proceedings, or, in a few cases, by press release. As a result, this field should not be used to determine credit or priority for a planet's discovery, since the first peer-reviewed article on a planet was not written by its discoverers in a few cases and, in any event, many planets effectively have co-discoverers.¹⁹

We provide the names used by the Extrasolar Planets Encyclopaedia (JSNAME), NStED (NSTEDID), SIMBAD (SIMBADNAME), and the Exoplanet Transit Database²⁰ (ETDNAME) for cross-referencing purposes.

¹⁸ See <http://xxx.lanl.gov>.

¹⁹ A thorough, though somewhat out-of-date, compendium of planet discovery claims is available online at http://obswww.unige.ch/~naef/who_discovered_that_planet.html.

²⁰ See <http://var2.astro.cz/ETD/index.php>.

4. WEB SITE

4.1. The Exoplanet Orbit Database Online

A snapshot of the complete database is available in the electronic version of this article and online²¹ as a comma-separated value file. The Web site will be regularly maintained to include new planets as they are published in the literature. Reports of errors and omissions are welcome by e-mail at the addresses listed on the Web site. We anticipate that the incorporation of new planets may have a modest delay from the date of publication to allow for confirmation that a planet is peer-reviewed, careful consideration of the robustness of the orbit, and, in some cases, follow-up or confirming observations.

When using the database or its products in publication, it is appropriate to cite this article and to include an acknowledgment similar to “This research has made use of the Exoplanet Orbit Database and the Exoplanet Data Explorer at <http://exoplanets.org>,” as appropriate.

4.2. The Data Explorer

The EOD can be explored and displayed using the Exoplanet Data Explorer table and plotter.

The Table Explorer allows for the user to dynamically create a sorted table of planets and selected properties, including a choice of units and parameter uncertainties. Once a table has been generated, it may be exported as a custom text file. References are linked to their corresponding URLs; we provide columns for links to SIMBAD, NStED, and Exoplanet Transit Database; and planets are linked to “one-up” planet pages that contain all fields and values for a given set of planets. Both pages as illustrated in Figure 1.

These one-up pages include a link to the publicly available velocities of each star, stored at NStED, and a plot showing these published velocities as a function of time or phase (as appropriate), along with a velocity curve generated from the listed orbital solution. Note that we have not attempted to fit the velocities and generate our own solution; we solve only for the velocity offset γ and simply overplot the solution and data. This serves as a check on the accuracy of our transcription of orbital elements.

The Plotter Explorer allows for the quantitative fields to be plotted as scatter plots or histograms, including asymmetric error bars, logarithmic axes, annotated axes, custom axis ranges, plot symbol sizes and styles, and line widths. It also allows for additional quantities to be displayed as color-coding of plotted symbols or symbol sizes and for multiple charts to appear overplotted in different colors (especially useful for histograms). Plot axes and error bars can be specified with arbitrarily complex formulae using any field in the EOD (see § 5 for a simple example).

These tables and plots can be performed on any subset of the database through the use of filters. These filters can be arbitrarily complex, including restrictions on arithmetically combined parameters (for instance, one could search for all RV-discovered planets whose periods are known to better than 5% through the filter $UPER/PER < 0.05$ and $DISCMETH = 'RV'$) and with a variety of units (units are accessed with square brackets: $MSINI [mjupiter]$ or $MSINI [g]$ for grams). Filters and plot settings can be saved for future use, as described subsequently, so that plots can be regenerated at a later time with the latest version of the EOD without rebuilding the plot manually.

Plots can be exported in several formats, including PNG, SVD, and PDF, and in an arbitrary aspect ratio. We also provide suggested output settings for presentation-quality plots (e.g., for PowerPoint) and for publication. Users can then further annotate plots using their own presentation software or download the data used to generate the plot (through the filter and export features of the Exoplanet Data Explorer table) and use their favorite plotting software to make a custom plot.

4.3. Implementation of the Data Explorer

The Exoplanet Data Explorer is a Web application that aims to make data analysis in the Web browser possible, practical, and accessible. This is accomplished by transferring as much of the data processing load as possible from the server onto the user’s browser and by leveraging the latest browser standards (commonly referred to as the HTML 5 standards) to give users a rich low-latency environment to manipulate the EOD.

The server code is implemented using the Python programming language and exists solely to provide the front-end client (the browser) access to the underlying data stored on the server in a SQLite database. The client code is a mix of HTML for document layout, CSS for document styling, and JavaScript for program logic. JavaScript, not to be confused with Java, is a programming language introduced by the Netscape Communications Corporation in 1995 to facilitate the production of dynamic Web pages; despite many misconceptions, JavaScript is a full-fledged, mature, object-oriented language capable of building complex applications.

JavaScript is used to construct the Data Explorer’s rich interactive user interface. Table columns are draggable and sortable, units and errors can be toggled via drop-down menus, and the set of available planet properties can be quickly searched to pinpoint the desired property in real time—all of this functionality is provided by JavaScript. In fact, the interface components themselves are implemented using a custom JavaScript-driven graphical user interface framework to allow for a consistent, customizable, look and feel across browsers. We use a small number of external libraries; of these, the most important is the open-source jQuery library,²² which provides a thoughtful

²¹ See <http://exoplanets.org>.

²² See <http://jquery.com>.

Name	Main()	Semi-Major Axis	Orbital Period	Orbital Eccentricity	u	Time of Periastron	Velocity Semiamplitude	Orbit Reference
HD 142 b	1.3	1.04	352	0.3	202	2451960	34	Butler 2006 %
HD 1227 b	3.4	0.49	133.7	0.51	291	2451945.9	167	Nesf %
WASP-26 b	1.01	0.040	2.7566	0	90	2451123.038	136	Sheller 2010 %
HD 1461 b	0.024	0.064	3.779	0.1	60	2450386.5	2.7	Roeder 2010 %
WASP-19 b	0.910	0.040	2.51997	0	90	2454005.752	110	Chapman 2007 %; Collins-Cameron 2007 %
HD 2039 b	6	2.20	1120	0.72	344	2452040	150	Butler 2006 %
HD 3051 b	5.1	1.34	655.6	0.54	112	2454627	173	Moutou 2009 %
HD 3058 b	0.472	0.044	2.4442	0	0	2453323.206	67.4	Moutou 2009 %
WASP-16 b	4.2	0.041	2.77596	0.036	214	2455025.76	531	Buchhave 2010 %
HD 3051 b	0.23	0.295	62.22	0.60	246	2453932.6	15.9	Wittenmyer 2009 %
HD 1112 b	1.6	1.27	525.6	0.803	318	2451778	97	Tamuz 2007 %
HD 4026 b	0.81	1.65	828	0.05	345	2451000	19.1	Butler 2006 %
HD 4208 b	0.048	0.119	15.56	0	360	2453315	4.1	Udry 2006 %
HD 4026 b	2.1	1.17	431.9	0.52	309	2451919	60	Butler 2006 %
HD 4531 b	2.3	1.18	395	0.04	80	2454800	47	Johnson 2010 %
HD 5319 b	1.9	1.75	670	0.12	80	2453070	34	Johnson 2007 %
HD 3388 b	2.0	1.76	777	0.4	324	2454570	42	Santos 2009 %
HD 5454 b	0.40	0.142	21.998	0.17	160	2451900.8	34	Hatzis 2004 %
HD 5158 b	1.4	0.89	346	0.52	205	2454580	60	Lo Cicco 2010 %
HD 7924 b	0.029	0.057	5.398	0.2	30	2454727.3	3.9	Howard 2009 %
HD 8074 b	1.8	0.76	227	0.30	27	2451981	58	Wittenmyer 2009 %
HD 9460 b	0.70	0.160	36.25	0.2	220	2454684	47	Hatzis 2010 %
HD 9456 c	1.8	0.65	192.9	0.06	100	2454510	64	Hatzis 2010 %
WASP-And 5 b	1.9	0.83	241.3	0.22	251	2454265.6	54	Butler 2009 %
WASP-And 3 b	0.67	0.059	4.61714	0.01	51.0	2454251.0	68	Butler 2009 %
WASP-And 4 b	4.1	2.52	1278	0.27	270	2453937.7	67	Wright 2009 %
WASP-18 b	10.7	0.0202	0.941453	0.009	260	2454221.00	1818	Heller 2009 %
HD 10647 b	0.9	3.9	1094	0.2	396	2451000	18	Butler 2006 %
HD 10607 b	6.2	2.13	1075	0.099	111	2451480	115	Wittenmyer 2009 %
HD 11306 b	4.7	2.6	1410	0.3	260	2453600	80	Fischer 2007 %
HD 11577 b	6.5	1.94	711	0.4	352	2450200	109	Sedow 2005 %
HD 11654 b	0.08	0.228	37.91	0.3	182	2454400	4.6	Wright 2009 %
HD 11654 b	0.62	3.15	1940	0.04	155	2454200	9.4	Butler 2009 %
HD 11661 b	2.3	0.84	262.71	0.377	296	2454152.8	73.6	Wright 2009 %
HD 12651 b	1.9	0.92	175	0.59	155	2454152.4	30.4	Wright 2009 %
Gliese b	4.0	0.114	15.7649	0.042	270	2451903.4	377	Butler 2006 %
HD 13931 b	1.8	5.1	4200	0.02	150	2454500	23	Howard 2010 %

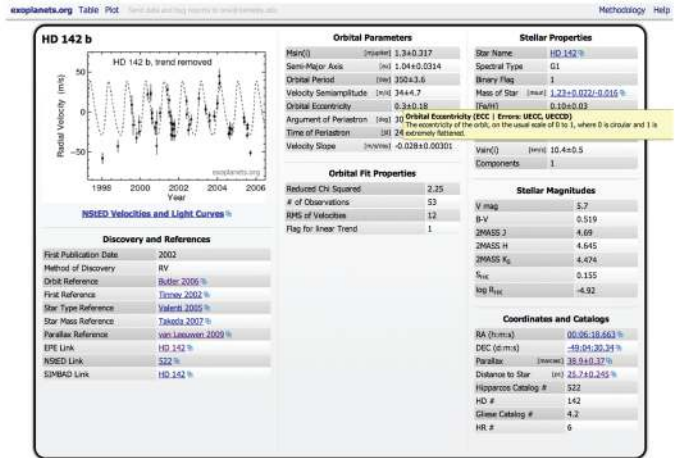


FIG. 1.—An example of the table interface (left) and a one-up page (right).

and consistent cross-browser application programming interface for manipulating HTML elements.

We also use JavaScript to write a custom language parser based on Crockford’s (2007) implementation of a top-down operator-precedence parsing algorithm, first described by Pratt (1973). This parser allows the user to construct and apply arbitrarily complex cuts on the EOD data set using a simple, but powerful, query language. Since these filters are parsed in the browser, they can be modified in real time without the delay commonly associated with queries that must make the round trip between the browser and server. These filters include support for inline unit conversion and arbitrary arithmetic, and they expose the underlying JavaScript math functions—which include, for example, the standard trigonometry functions, logarithms, exponentials, rounding functions, etc. In the table, these custom filters can be used to constrain the set of exoplanets shown and to construct new custom planet properties that can in turn be added as table columns and used in subsequent filters. In the plotter these custom filters can be used to rapidly construct plots featuring various data cuts.

The plotter uses the relatively modern HTML canvas tag to implement a fluid, interactive, in-browser plotting environment. We use multiple canvas buffers to make panning and zooming the plot as smooth as possible, even when several complex plots are overlaid on the same figure. The plotter supports customizable scatter plots and histograms—scatter plots, in particular, can display up to four variables simultaneously: the x and y coordinates can each be bound to different quantities, as can the marker colors and scales. Of course, the language parser used to construct arbitrary cuts can also be used to specify arbitrary quantities to plot and changes to the plot appear in real time as they are made. All of this plotting functionality is implemented in JavaScript.

The HTML canvas tag allows us to export the resulting plot directly into the common PNG raster format. To support publication-quality output we also allow for vector export in the PDF and SVG formats. To make this possible, we implement a secondary SVG, plotting the back end on the client using the open-source Raphaël JavaScript library.²³ When the user chooses to export to a vector format, the plotter generates a vector copy of the plot off-screen—tweaked to look identical to the raster canvas version visible on-screen—that is then exported to the server, where it can be converted to a PDF and sent back to the browser.

Finally, users can save their plots and tables for later reuse; these saved plots will automatically update to reflect the latest version of the EOD when the user returns to the Web site. This is accomplished without storing any information on the server by, instead, storing the plots/tables in cookies on the user’s browser. The benefit here is that we do not need to provide our users with accounts to store any data on our server. The downside is that stored plots and tables will only be available in the same browser that the user created them on and will be lost if the user clears his or her cookies.

5. EXAMPLE PLOTS AND THE RV-DISCOVERY SAMPLE

One of the most useful added values of the EOD is its distinction between planets discovered through radial velocity and those discovered through transit. This allows for the worst inherent selection effects in both methods to be separated. We illustrate some of the plotting capabilities of the Exoplanet Data Explorer next, with examples of interesting features in the

²³ See <http://dmitrybaranovskiy.github.io/raphael/>.

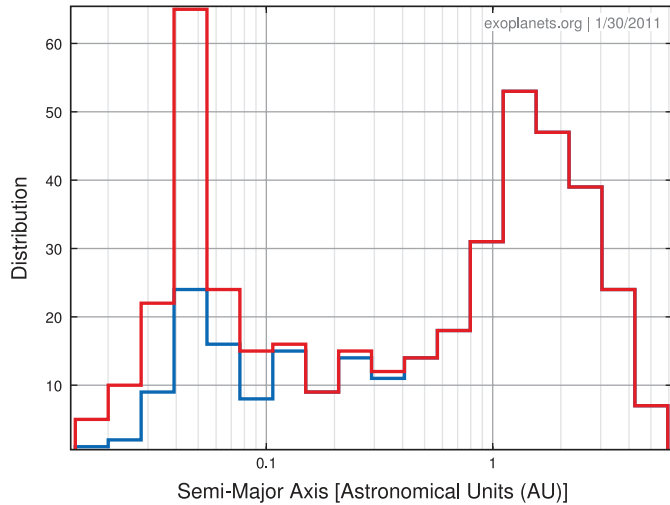


FIG. 2.—Semimajor-axis distribution of all planets in the EOD (*red*) and all RV-discovered planets (*blue*). The latter gives a better sense of the true significance of the 3-day pileup compared with longer orbital periods (i.e., $0.1 < a < 0.5$ AU), because the a dependence of the sensitivity of the RV method is weak ($\sim\sqrt{a}$), while the dependence of the transit method sensitivity is much stronger.

semimajor-axis distribution among the RV-discovered planets. Many of these features have been explored in the literature, especially in Wright et al. (2009) and Wright (2009).

Figure 2 shows that the 3-day pileup of close-in planets is significant in the radial velocity sample and appears over-

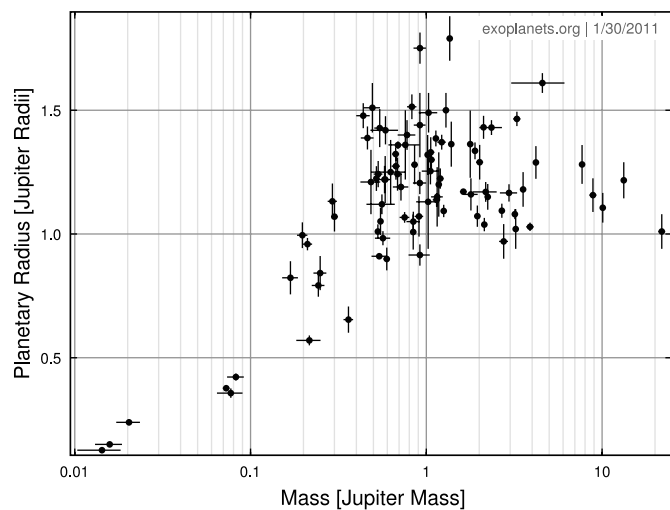


FIG. 3.— $M \sin i$ vs. log semimajor axis for all RV-discovered planets. The lower envelope illustrates the sensitivity of the highest-precision and longest-running surveys.

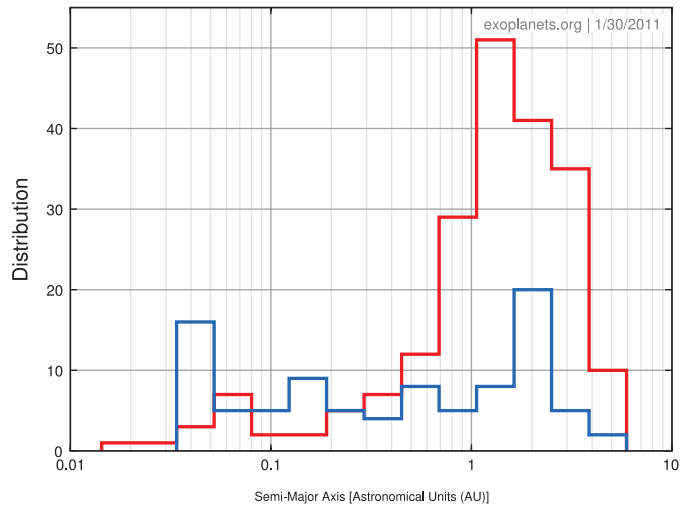


FIG. 4.—Log semimajor-axis distribution of RV-discovered super-Jupiters (*red*) and sub-Jupiters ($0.1 < M \sin i < 1 M_{\text{Jup}}$) (*blue*). The “3-day pileup” near 0.05 AU does not appear in the super-Jupiter sample. Note that the sensitivity to sub-Jupiters beyond 0.5 AU falls quickly (see Fig. 3), so the apparent lack of a 1 AU jump in among the sub-Jupiters may be due to lack of sensitivity.

whelming in the overall sample, because of the insensitivity of most transit searches to planets with significantly longer-period orbits (e.g., Gaudi et al. 2005; Gaudi 2005).

Focus on only the RV-discovered planets allows us to explore the nature of the mass-period correlation (Fig. 3). Comparison

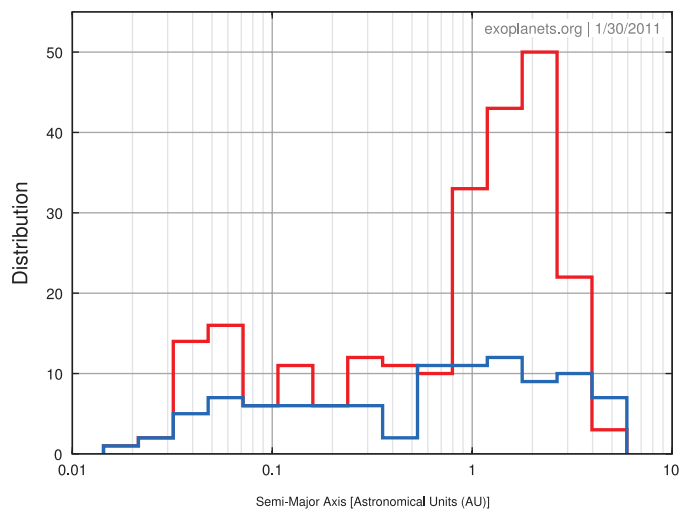


FIG. 5.—Distribution of semimajor axis for all apparently singleton RV-discovered planets (*red*) and planets in multiplanet systems (*blue*). These populations follow very different semimajor-axis distributions.

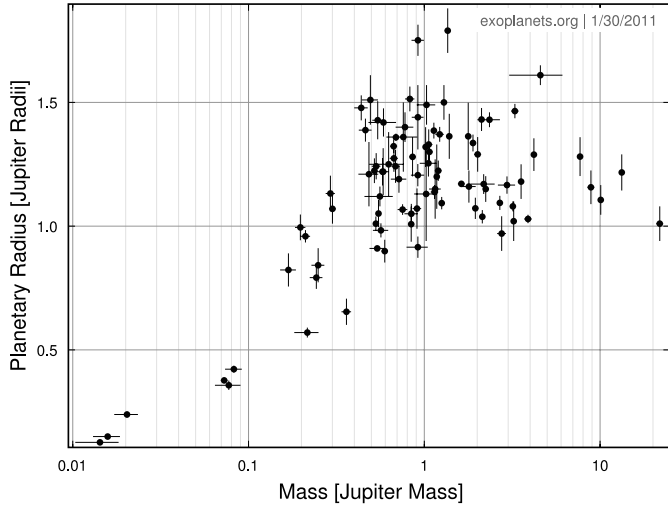


FIG. 6.—Radius vs. mass for the known transiting exoplanets. To illustrate the versatility of the Exoplanet Data Explorer, in this plot the quantity of mass has been calculated by the Web browser as $m \sin i / \sin i$ from the MSINI and I fields of the EOD, and the uncertainties have been propagated as $\sigma_m = m \sqrt{(\sigma_{m \sin i} / m \sin i)^2 + (\sigma_i / \tan i)^2}$ using the UMISNI and UI fields. In the browser, each point is clickable and links to that planet’s one-up page.

of the semimajor axes of super-Jupiters and sub-Jupiters (Fig. 4) shows that the 3-day pileup is predominantly due to the population of sub-Jupiters and that super-Jupiters are rarely found in close-in orbits. The lack of an obvious 1-AU “jump” among the sub-Jupiters could easily be due to the difficulty of detecting such planets at such large orbital distances.

Figure 5 shows that among the multiplanet systems, the semimajor-axis distribution is quite distinct: multiplanet systems are much less likely to include a close-in planet, and there also does not appear to be a 1-AU jump among the multiplanet systems.

Finally, we illustrate the new transit parameter and uncertainty calculators. Figure 6 shows the radius-mass relation for the known transiting systems. Here, we have calculated the true mass of planets by using the I field of the EOD, and the quantity of mass is then calculated as $MSINI[m_{jupiter}] / \sin(I[rad])$. We have then chosen to simply propagate the errors in I and MSINI through the error-bar calculator as $\text{sqrt}((UMSINI[m_{jupiter}]^2 + (UI[rad] * MSINI[m_{jupiter}] / \tan(I[rad]))^2) / \sin(I[rad]))$. More sophisticated formulae would allow for asymmetric errors based on upper and lower limits for I.

6. CONCLUSIONS

We have made our compilation of robust orbital parameters for all known exoplanets available online through the Exoplanet

Orbit Database and the Exoplanet Data Explorer. The latter is a powerful tool for creating figures and plots for professional and public talks, telescope and funding proposals, educational purposes in laboratory exercises using authentic data, and the general exploration of planet and host-star properties. We will continue to update the database with new planets as they are discovered and to update the explorer with new functionalities.

We would like to thank and acknowledge the tireless work of Jean Schneider, whose Extrasolar Planets Encyclopedia is an indispensable reference for all things exoplanetary. While we have compiled every datum in the Exoplanet Orbit Database (EOD) ourselves from original sources, the Extrasolar Planets Encyclopedia has been a useful check on our numbers and an invaluable clearinghouse of every new planet announcement. We thank the anonymous referee for a quick and constructive referee’s report that improved this article and the database. Special thanks go to R. Paul Butler, who generated the first peer-reviewed catalog of exoplanets, from which the EOD is descended. We thank Scott Gaudi for helpful suggestions that improved this article. We also thank the many users of the EOD and Data Explorers who sent in edits and suggestions. We cannot provide a comprehensive list, but such a list would include Michael Perryman, Jean Schneider, Ian Crossfield, Subo Dong, Wes Traub, and Marshall Perrin. We thank Jason Eastman for a particularly thorough cross-checking of our numbers. We have made extensive use of the NASA/IPAC/NExSci Star and Exoplanet Database, which is operated by the Jet Propulsion Laboratory, California Institute of Technology, under contract with the National Aeronautics and Space Administration, and NASA’s Astrophysics Data System Bibliographic Services. We thank the NStED administrators (in particular, Stephen Kane and David Ciardi) for their assistance and support with the EOD and the Exoplanet Data Explorer for their help checking database numbers, agreeing to cross-link the Web sites, and especially for checking, archiving, and providing all published radial velocity data for every exoplanet. This research has made use of the SIMBAD database, operated at CDS, Strasbourg, France. This publication makes use of data products from the 2MASS, which is a joint project of the University of Massachusetts and the Infrared Processing and Analysis Center/California Institute of Technology, funded by the National Aeronautics and Space Administration and the National Science Foundation. This work was partially supported by funding from the Center for Exoplanets and Habitable Worlds. The Center for Exoplanets and Habitable Worlds is supported by the Pennsylvania State University, the Eberly College of Science, and the Pennsylvania Space Grant Consortium.

REFERENCES

- Butler, R. P., Marcy, G. W., Vogt, S. S., Tinney, C. G., Jones, H. R. A., McCarthy, C., Penny, A. J., Apps, K., et al. 2002, *ApJ*, 578, 565
- Butler, R. P., Wright, J. T., Marcy, G. W., Fischer, D. A., Vogt, S. S., Tinney, C. G., Jones, H. R. A., Carter, B. D., et al. 2006, *ApJ*, 646, 505
- Crockford, D. 2007, *Beautiful Code: Leading Programmers Explain How They Think (Theory in Practice)*, ed. A. Oram, & G. Wilson (Sebastopol: O'Reilly)
- Fischer, D. A., & Valenti, J. 2005, *ApJ*, 622, 1102
- Gaudi, B. S. 2005, *ApJ*, 628, L73
- Gaudi, B. S., Seager, S., & Mallen-Ornelas, G. 2005, *ApJ*, 623, 472
- Latham, D. W., Stefanik, R. P., Mazeh, T., Mayor, M., & Burki, G. 1989, *Nature*, 339, 38
- Mayor, M., & Queloz, D. 1995, *Nature*, 378, 355
- Perryman, M. A. C., & ESA 1997 *The HIPPARCOS and TYCHO Catalogues. Astrometric and Photometric Star Catalogues Derived from the ESA HIPPARCOS Space Astrometry Mission*, (Noordwijk: ESA), 1200
- Pratt, V. 1973, in *Proc. 1st ACM SIGACT-SIGPLAN Symp. Principles of Programming Languages (New York: ACM)*, 41
- Santos, N. C., Israelian, G., Mayor, M., Rebolo, R., & Udry, S. 2003, *A&A*, 398, 363
- Skrutskie, M. F., Cutri, R. M., Stiening, R., Weinberg, M. D., Schneider, S., Carpenter, J. M., Beichman, C., Capps, R., et al. 2006, *AJ*, 131, 1163
- Southworth, J., Wheatley, P. J., & Sams, G. 2007, *MNRAS*, 379, L11
- Takeda, G., Ford, E. B., Sills, A., Rasio, F. A., Fischer, D. A., & Valenti, J. A. 2007, *ApJ*, 168, 297
- Torres, G., Andersen, J., & Giménez, A. 2010, *A&A Rev.*, 18, 67
- Valenti, J. A., & Fischer, D. A. 2005, *ApJS*, 159, 141
- van Leeuwen, F. 2009, *A&A*, 497, 209
- Wright, J. T. 2009, in *EAS Publ. Ser., Extrasolar Planets in Multi-Body Systems: Theory and Observations (Les Ulis: EDP Sciences)*, 42, 3
- Wright, J. T., & Howard, A. W. 2009, *ApJS*, 182, 205
- Wright, J. T., Upadhyay, S., Marcy, G. W., Fischer, D. A., Ford, E. B., & Johnson, J. A. 2009, *ApJ*, 693, 1084