

THE FAR-INFRARED–RADIO CORRELATION AT HIGH REDSHIFTS: PHYSICAL CONSIDERATIONS AND PROSPECTS FOR THE SQUARE KILOMETER ARRAY

ERIC J. MURPHY

Spitzer Science Center, California Institute of Technology, MC 314-6, Pasadena CA, 91125; emurphy@ipac.caltech.edu

Draft version 2.1 September 29, 2009

ABSTRACT

I present a predictive analysis for the behavior of the far-infrared (FIR)–radio correlation as a function of redshift in light of the deep radio continuum surveys which may become possible using the square kilometer array (SKA). To keep a fixed ratio between the FIR and predominantly non-thermal radio continuum emission of a normal star-forming galaxy, whose cosmic-ray (CR) electrons typically lose most of their energy to synchrotron radiation and Inverse Compton (IC) scattering, requires a nearly constant ratio between galaxy magnetic field and radiation field energy densities. While the additional term of IC losses off of the cosmic microwave background (CMB) is negligible in the local Universe, the rapid increase in the strength of the CMB energy density (i.e. $\sim (1+z)^4$) suggests that evolution in the FIR-radio correlation should occur with infrared (IR; 8–1000 μm)/radio ratios increasing with redshift. This signature should be especially apparent once beyond $z \sim 3$ where the magnetic field of a normal star-forming galaxy must be $\sim 50 \mu\text{G}$ to save the FIR-radio correlation. At present, observations do not show such a trend with redshift; $z \sim 6$ radio-quiet quasars appear to lie on the local FIR-radio correlation while a sample of $z \sim 4.4$ and $z \sim 2.2$ submillimeter galaxies (SMGs) exhibit ratios that are a factor of ~ 2.5 below the canonical value. I also derive a 5σ point-source sensitivity goal of ≈ 20 nJy (i.e. $\sigma_{\text{RMS}} \sim 4$ nJy) requiring that the SKA specified be $A_{\text{eff}}/T_{\text{sys}} \approx 15000 \text{ m}^2 \text{ K}^{-1}$; achieving this sensitivity should enable the detection of galaxies forming stars at a rate of $\gtrsim 25 M_{\odot} \text{ yr}^{-1}$, such as typical luminous infrared galaxies (i.e. $L_{\text{IR}} \gtrsim 10^{11} L_{\odot}$), at all redshifts if present. By taking advantage of the fact that the non-thermal component of a galaxy’s radio continuum emission will be quickly suppressed by IC losses off of the CMB, leaving only the thermal (free-free) component, I argue that deep radio continuum surveys at frequencies $\gtrsim 10$ GHz may prove to be the best probe for characterizing the high- z star formation history of the Universe unbiased by dust.

Subject headings: galaxies: evolution – radio continuum: galaxies – magnetic fields – infrared: galaxies

1. INTRODUCTION

Radio continuum emission from galaxies arises due to a combination of thermal and non-thermal processes primarily associated with the birth and death of young massive stars, respectively. The thermal (free-free) radiation of a star-forming galaxy is emitted from HII regions and is directly proportional to the photoionization rate of young massive stars. Since emission at GHz frequencies is optically thin, the thermal radio continuum emission from galaxies is a very good diagnostic of a galaxy’s massive star formation rate.

Massive ($\gtrsim 8 M_{\odot}$) stars which dominate the Lyman continuum luminosity also end their lives as supernovae (SNe) whose remnants (SNRs) are responsible for the acceleration of cosmic-ray (CR) electrons into a galaxy’s general magnetic field resulting in diffuse synchrotron emission. Thus, in a more complicated manner, the non-thermal radio continuum emission also traces the most recent star formation activity in a galaxy. Ideally, one would like to isolate the thermal component as it is a more direct measure of the most recent massive star formation activity. However, at GHz frequencies, the non-thermal fraction typically dominates the total radio continuum emission (i.e. $\sim 10:1$ at ~ 1 GHz; Condon & Yin 1990) making the isolation of the thermal fraction difficult.

These same massive stars are often the primary

sources of dust heating in the interstellar medium (ISM) as their starlight is absorbed and reradiated at far-infrared (FIR) wavelengths by interstellar grains. This common origin between the FIR dust emission and thermal + non-thermal radio continuum emission from galaxies is thought to be the dominant physical processes driving the FIR-radio correlation on global (e.g. de Jong et al. 1985; Helou, Soifer, & Rowan-Robinson 1985; Niklas 1997; Niklas & Beck 1997; Yun, Reddy, & Condon 2001) and local (e.g. Beck & Golla 1988; Xu et al. 1992; Marsh & Helou 1995; Hoernes, Berkhuijsen, & Xu 1998; Hippelein et al. 2003; Murphy et al. 2006, 2008; Hughes et al. 2006) scales. While massive star formation provides a shared origin between emission at these two wavelengths, a number of physical processes must conspire to yield such a remarkably constant ratio among galaxies spanning nearly 5 orders of magnitude in luminosity (e.g. Yun, Reddy, & Condon 2001), among other properties (e.g. Hubble type, FIR color, and FIR/optical ratio). For example, since the non-thermal synchrotron emissivity of a single electron is roughly proportional to the electron density times the square of the magnetic field strength, it would seem that the FIR-radio correlation should be highly dependent on the propagation of CR electrons and a galaxy’s magnetic field distribution and strength. If magnetic fields in galaxies

arXiv:0910.0011v1 [astro-ph.CO] 30 Sep 2009

are built-up over time, and therefore were weaker in the past, the correlation should be different at higher redshifts. However, all indications suggest that the FIR-radio correlation holds out to moderate redshifts (e.g. Garrett 2002; Gruppioni et al. 2003; Appleton et al. 2004; Frayer et al. 2006; Murphy et al. 2009a; M.T. Sargent et al. 2009, in preparation) suggesting that the magnetic field strength and structure in these galaxies is similar to what is observed for galaxies in the local Universe. Consequently, comparing the FIR and radio emission characteristics of galaxies can illuminate properties that are typically inaccessible by other observational means.

At present, detailed studies of the FIR-radio correlation among star-forming galaxies has been limited to only moderate redshifts at $z \lesssim 1$. With the sensitivity of existing FIR and radio capabilities, studies at higher redshifts only probe the most extreme objects. For example, deep ($\sigma_{\text{RMS}} \sim 0.55$ mJy) $70\mu\text{m}$ observations (Frayer et al. 2006) from the the Far-Infrared Deep Extragalactic Legacy (FIDEL; PI. M. Dickinson) survey is able to probe luminous infrared galaxies (LIRGs; $10^{11} \leq L_{\text{IR}} < 10^{12} L_{\odot}$) and ultraluminous infrared galaxies (ULIRGs; $\geq 10^{12} L_{\odot}$) out to redshifts of $z \sim 1$ and $z \sim 2$, respectively. With *Herschel*, surveys such as GOODS-*Herschel* should improve this situation by measuring the FIR properties of normal star-forming galaxies out to $z \sim 1$, and that of LIRGs and ULIRGs out to redshifts of $z \sim 2$ and $z \sim 4$, respectively. ALMA will also play a significant role by measuring the peak of the FIR spectral energy distribution (SED) for all LIRGs at $z \gtrsim 5$.

These populations of dusty star-forming galaxies appear to dominate the stellar mass assembly at increasing redshifts; the star formation rate density increases by a factor of $\sim 5 - 10$ between $z \sim 0$ and $z \sim 1$, becoming increasingly obscured (i.e. $\gtrsim 60\%$) by dust (Elbaz et al. 2002; Chary & Elbaz 2001; Le Floc'h et al. 2005; Magnelli et al. 2009). Thus, LIRGs and ULIRGs appear to dominate the luminosity density at increasing redshifts, and optically thin measures of star formation and active galactic nuclei (AGN) activity are critical for proper quantification of stellar mass build-up over cosmic time. At radio wavelengths, however, detecting such high redshift galaxies remains extremely difficult. Even with a fully operational EVLA, IR-bright star-forming galaxies (e.g. M 82; $L_{\text{IR}} \approx 4 \times 10^{10} L_{\odot}$) and moderate LIRGs (i.e. $L_{\text{IR}} \approx 3 \times 10^{11} L_{\odot}$) will not be detectable beyond redshifts of $z \sim 1$ and $z \sim 2$, respectively.

A next-generation radio facility such as the Square Kilometer Array (SKA) should easily remedy this disparity between the depth of FIR and radio continuum surveys. While the SKA was initially proposed solely on the basis of HI science, deep continuum imaging is critical for the realization of nearly all of the five established Key Science Projects (KSPs), especially studies of ‘‘The Origin and Evolution of Cosmic Magnetism’’ and ‘‘Galaxy Evolution and Cosmology.’’ Essential to these two science goals is the proper measurement of the star formation and AGN history over cosmic time for which deep radio continuum studies may provide an excellent advantage over other wavelengths.

In this paper I present physically motivated expectations for the behavior of the FIR-radio correlation at increasing redshift and discuss their implications. I also discuss how the SKA, when combined with future FIR observations to be obtained with next generation facilities both prior to, and commensurate with, final SKA science operations, will be able to tackle interesting problems associated with these KSPs. The paper is organized as follows: In §2 I discuss the FIR-radio correlation and introduce the physical processes for which it depends on. Then, in section §3, I present the results for the expected evolution in the FIR-radio correlation at increasingly high redshifts and report on the technical specifications for detecting high- z galaxies in deep radio continuum surveys. In Section §4 I discuss the physical implications of the results for characterizing the properties of galaxies at high z and compare these theoretical expectations with existing observations. Finally, in §5, I summarize my conclusions.

2. THE FIR-RADIO CORRELATION: PHYSICAL CONSIDERATIONS

A major result of the *Infrared Astronomical Satellite* (IRAS; Neugebauer, et al 1984) all-sky survey was the discovery of a correlation between the globally measured far infrared (FIR; $42 - 122 \mu\text{m}$) dust emission and the optically thin radio continuum emission of normal late-type star-forming galaxies without AGN (de Jong et al. 1985; Helou, Soifer, & Rowan-Robinson 1985). The most remarkable feature of this correlation is that it displays such little scatter (i.e. ≈ 0.26 dex) among galaxies spanning 5 orders of magnitude in luminosity (Yun, Reddy, & Condon 2001). While the FIR emission is due to the thermal re-radiation of interstellar starlight by dust grains, the radio emission is primarily non-thermal synchrotron emission from CR electrons that propagate in a galaxy’s magnetic field after initially being accelerated by SN shocks or other processes. The physics that maintains a strong correlation between these two quantities over such a wide range of galaxies remains unclear, however departures from the nominal ratio can shed insight on a number of typically inaccessible galaxy properties.

While the FIR emission is dependent upon the chemical make-up and size distribution of dust grains, which is hard to decipher, a galaxy’s non-thermal radio emission is relatively simple to interpret. What is not simple, however, is determining which energy-loss processes may dominate a galaxy’s population of CR electrons, as well as the role of escape. CR electrons will cool via a number of mechanisms as they propagate through the ISM of galaxies. These energy-loss processes include synchrotron radiation and Inverse Compton (IC) scattering, as well as ionization, bremsstrahlung, and adiabatic expansion losses. Below I briefly describe the role that each of these energy-loss processes may play for the cases of normal star-forming galaxies and compact starbursts following Longair (1994).

2.1. Essential Physics: Normal Star-Forming Galaxies

For a typical star-forming galaxy, CR electrons primarily lose their energy due to synchrotron and IC processes (e.g. Condon 1992), although escape also plays a role

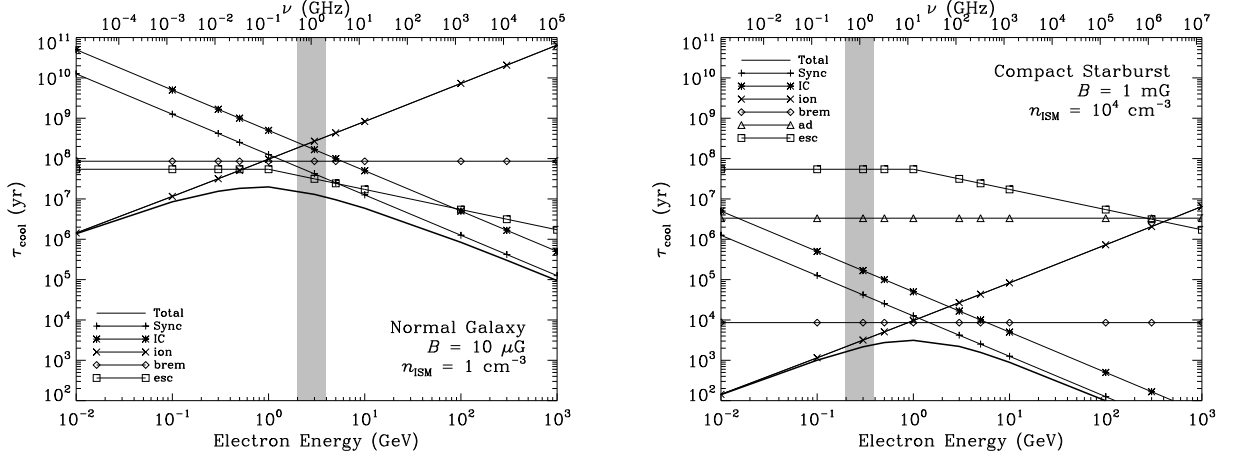


FIG. 1.— *Left*: The cooling timescales of CR electrons as a function of electron energy due to a number of physical processes: synchrotron, Inverse Compton (IC), ionization, and bremsstrahlung. For these calculations typical parameters for normal star-forming galaxies are assumed: $B = 10 \mu\text{G}$, $U_{\text{rad}} = 10^{-12} \text{ erg cm}^{-3}$, and $n_{\text{ISM}} = 1 \text{ cm}^{-3}$. A timescale due to the escape of CR electrons from a galaxy, assuming random walk diffusion and an escape scale-length of $l_{\text{esc}} = 3 \text{ kpc}$, is also included. The top axis indicates the synchrotron emitting frequency of the CR electrons. The shaded region indicates the electron energies emitting predominantly in the 0.5 – 2 GHz passband. *Right*: Same as what is plotted in the left panel, but for values that may be more typical of galaxies hosting compact starbursts, namely: $B = 1 \text{ mG}$ and $n_{\text{ISM}} = 10^4 \text{ cm}^{-3}$, which assumes the usual $B \propto \sqrt{n_{\text{ISM}}}$ scaling. The additional term from adiabatic expansion losses due to a starburst-driven galactic wind, having a velocity of $v_w = 300 \text{ km s}^{-1}$ and assuming a disk scale-height $h = 1 \text{ kpc}$, are also shown. U_{rad} was also scaled up to $10^{-8} \text{ erg cm}^{-3}$. For normal star-forming galaxies, synchrotron and IC losses dominate CR electron energy losses, along with escape, for radiation observed at $\gtrsim \text{GHz}$ frequencies. However, in the case where a mG magnetic field is considered, synchrotron and IC losses no longer are the dominant cooling processes for CR electrons emitting at GHz frequencies.

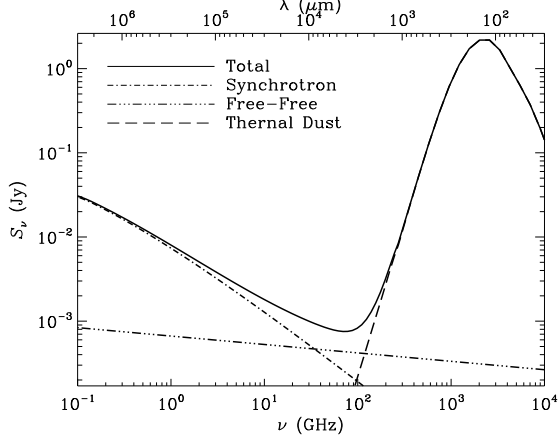


FIG. 2.— A model radio-FIR spectrum for a galaxy having a FIR flux of $F_{\text{FIR}} = 10^{-13} \text{ W m}^{-2}$. The FIR portion of the spectrum is given using the IR dust emission component of the Dale & Helou (2002) SED libraries. The thermal radio spectrum, which goes as $S_{\nu}^{\text{T}} \propto \nu^{-0.1}$, is normalized assuming that the ionizing photon rate estimated by the thermal radio continuum and IR luminosity are the same, and that the thermal fraction at 1.4 GHz is 10%. Under these assumptions the nominal FIR-radio correlation (i.e. $q_{\text{IR}} \approx 2.64$) is achieved. The non-thermal spectrum includes energy losses from all of those mechanisms considered in deriving the CR cooling timescales shown Figure 1 (See §2.1 for details).

(e.g. Helou & Bicay 1993). Let us assume that CR electrons propagating with a pitch angle ϕ in a magnetic field of strength B have isotropically distributed velocities such that $\langle \sin^2 \phi \rangle = \frac{2}{3}$ leading to $B_{\perp} \approx 0.82 B$. A CR electron having energy E will emit most of its energy at a critical frequency ν_c where

$$\left(\frac{\nu_c}{\text{GHz}}\right) = 1.3 \times 10^{-2} \left(\frac{B}{\mu\text{G}}\right) \left(\frac{E}{\text{GeV}}\right)^2. \quad (1)$$

The energy loss of CR electrons by synchrotron radiation goes as $dE/dt \propto U_B E^2$, where $U_B = B^2/(8\pi)$ is

the magnetic field energy density of the galaxy. Using Equation 1, the synchrotron cooling timescale, $\tau_{\text{syn}} \equiv E/|dE/dt|_{\text{syn}}$, for CR electrons can be expressed as

$$\left(\frac{\tau_{\text{syn}}}{\text{yr}}\right) \sim 5.7 \times 10^7 \left(\frac{\nu_c}{\text{GHz}}\right)^{-1/2} \left(\frac{B}{\mu\text{G}}\right)^{1/2} \left(\frac{U_B}{10^{-12} \text{ erg cm}^{-3}}\right)^{-1}. \quad (2)$$

Naturally, the synchrotron cooling timescale for CR electrons can be rewritten as

$$\left(\frac{\tau_{\text{syn}}}{\text{yr}}\right) \sim 1.4 \times 10^9 \left(\frac{\nu_c}{\text{GHz}}\right)^{-1/2} \left(\frac{B}{\mu\text{G}}\right)^{-3/2}. \quad (3)$$

Similarly, the energy loss of CR electrons due to IC scattering goes as $dE/dt \propto U_{\text{rad}} E^2$ where U_{rad} is the radiation field energy density of the galaxy. Equation 1 can therefore be used again to write the IC cooling timescale, $\tau_{\text{IC}} \equiv E/|dE/dt|_{\text{IC}}$, as

$$\left(\frac{\tau_{\text{IC}}}{\text{yr}}\right) \sim 5.7 \times 10^7 \left(\frac{\nu_c}{\text{GHz}}\right)^{-1/2} \left(\frac{B}{\mu\text{G}}\right)^{1/2} \left(\frac{U_{\text{rad}}}{10^{-12} \text{ erg cm}^{-3}}\right)^{-1}. \quad (4)$$

For GeV electrons considered here, the bulk of losses arise from interactions with IR/optical photons, which dominate U_{rad} .

The effective cooling timescale for CR electrons due to synchrotron and IC losses is

$$\tau_{\text{cool}}^{-1} = \tau_{\text{syn}}^{-1} + \tau_{\text{IC}}^{-1}, \quad (5)$$

which, by combining Equations 2 and 4, we can express as

$$\left(\frac{\tau_{\text{cool}}}{\text{yr}}\right) \sim 5.7 \times 10^7 \left(\frac{\nu_c}{\text{GHz}}\right)^{-1/2} \left(\frac{B}{\mu\text{G}}\right)^{1/2} \left(\frac{U_B + U_{\text{rad}}}{10^{-12} \text{ erg cm}^{-3}}\right)^{-1}. \quad (6)$$

If CR electrons do not lose all of their energy as they propagate through the ISM of a galaxy, they may even-

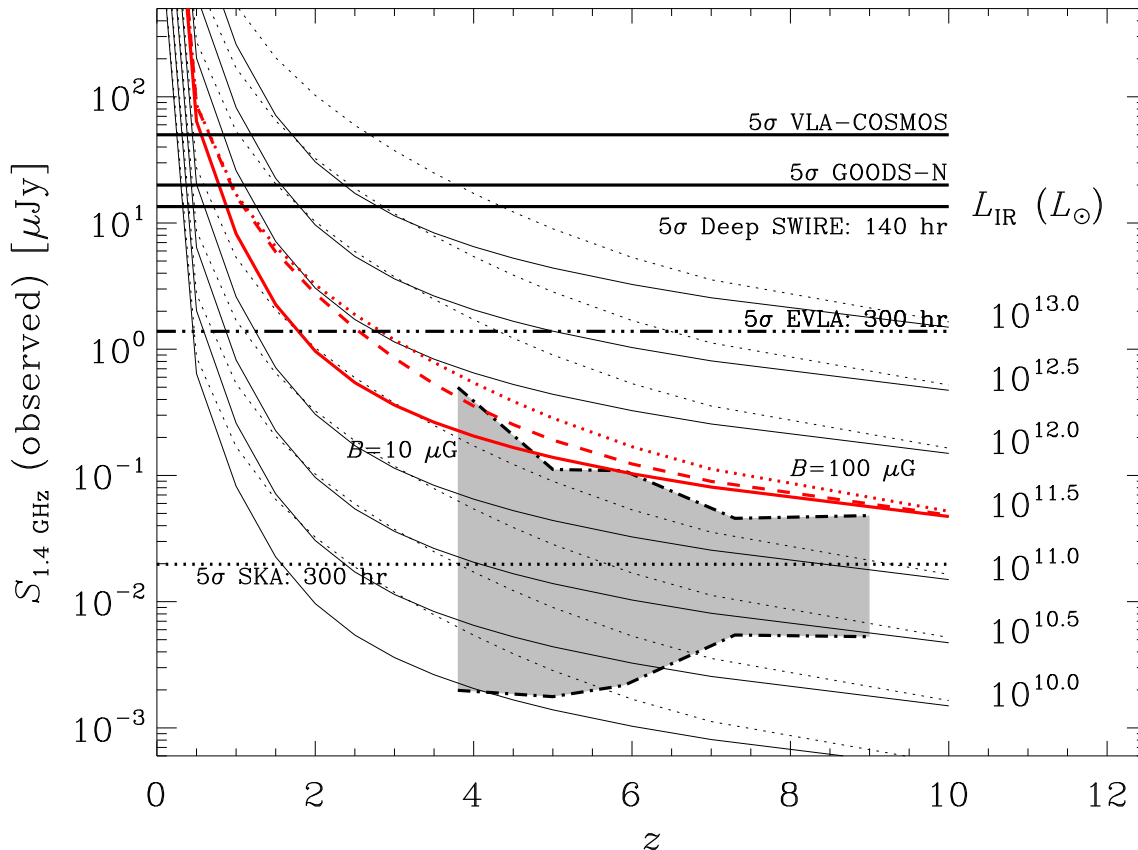


FIG. 3.— The expected observed-frame 1.4 GHz flux density for galaxies of varying IR luminosities assuming the FIR-radio correlation (i.e. $q_{\text{IR}} = 2.64$) as a function of redshift for nominal galaxy parameters (Table 1). Additional energy losses to CR electrons arising from IC scattering off of the CMB, whose radiation energy density scales as $\sim (1+z)^4$, are included. Flux densities, corrected for bandwidth compression, are plotted assuming internal magnetic field strengths of $10 \mu\text{G}$ (solid-line) and $100 \mu\text{G}$ (dotted-line); at high z the non-thermal emission from galaxies is highly suppressed even if $B \sim 100 \mu\text{G}$, leaving only the thermal component detectable. The case of a moderate LIRG ($L_{\text{IR}} \approx 3 \times 10^{11} L_{\odot}$, implying a star formation rate of $\sim 50 M_{\odot} \text{ yr}^{-1}$) is highlighted for which a $50 \mu\text{G}$ magnetic field strength (dashed-line) is also shown. The sensitivities of existing deep radio continuum surveys using the VLA, the expected depth of the EVLA, and suggested depth for the SKA (Table 2), which would detect typical LIRGs (i.e. galaxies forming stars at rates $\gtrsim 25 M_{\odot} \text{ yr}^{-1}$) at all z if present, are shown. At this depth the SKA will be sensitive to galaxies lying in the shaded region which indicates the expected flux density range for galaxies included in the $z \sim 4, 5, 6, 7,$ and 9 UV luminosity function studies of Bouwens et al. (2007, 2008).

tually escape the system. In simple diffusion models, the propagation of CR electrons is usually characterized by an empirical, energy-dependent diffusion coefficient, D_E (e.g. Ginzburg et al. 1980). Values of D_E has been found to be around $4 - 6 \times 10^{28} \text{ cm}^2 \text{ s}^{-1}$ for $\lesssim \text{GeV}$ CRs by fitting diffusion models with direct measurements of CR nuclei (i.e. secondary-to-primary ratios like Boron-to-Carbon) within the Solar Neighborhood (e.g. Jones et al. 2001; Moskalenko et al. 2002; Maurin, Taillet, & Donato 2002). While this empirically measured value is for CR nuclei within the Milky Way, it has been found to be consistent with inferred diffusion coefficients for CR electrons both radially along field lines ($\sim 10^{29} \text{ cm}^2 \text{ s}^{-1}$) and vertically across field lines ($\sim 10^{28} \text{ cm}^2 \text{ s}^{-1}$) in the thin disks of galaxies (i.e. NGC 891 and NGC 4631; Dahlem, Lisenfeld, & Golla 1995). Heesen et al. (2009) also report a diffusion coefficient of $\sim 2 \times 10^{29} \text{ cm}^2 \text{ s}^{-1}$ in the halo of NGC 253. Similar values near $\sim 10^{29} \text{ cm}^2 \text{ s}^{-1}$ are also found in hydrodynamic simulations of bubble/superbubble induced galaxy outflows (e.g. Rebusco et al. 2005; Roediger et al. 2007). Using the average value of the diffusion coefficient obtained through direct mea-

surements of CR nuclei, which is quite similar to that inferred for radial and vertical diffusion coefficients for CR electrons, the diffusion coefficient is expressed as

$$\left(\frac{D_E}{\text{cm}^2 \text{ s}^{-1}} \right) \sim \begin{cases} 5 \times 10^{28}, & E < 1 \text{ GeV} \\ 5 \times 10^{28} \left(\frac{E}{\text{GeV}} \right)^{1/2}, & E \geq 1 \text{ GeV}. \end{cases} \quad (7)$$

Then, for for the case of random walk diffusion, such that $\tau_{\text{esc}} = l_{\text{esc}}^2 / D_E$, where l_{esc} is the escape scale-length, CR electrons will escape a galaxy in

$$\left(\frac{\tau_{\text{esc}}}{\text{yr}} \right) \sim \begin{cases} 6.0 \times 10^6 \left(\frac{l_{\text{esc}}}{\text{kpc}} \right)^2, & E < 1 \text{ GeV} \\ 2.0 \times 10^6 \left(\frac{l_{\text{esc}}}{\text{kpc}} \right)^2 \left(\frac{\nu}{\text{GHz}} \right)^{-1/4} \left(\frac{B}{\mu\text{G}} \right)^{1/4}, & E \geq 1 \text{ GeV}, \end{cases} \quad (8)$$

where Equation 1 has been used to express the electron energy dependence in terms of its synchrotron emitting frequency for a given magnetic field strength.

Most edge-on galaxies possess thick synchrotron disks with scale-heights ranging between $1 - 3 \text{ kpc}$ (Lisenfeld, Dahlem, & Ehle 2004). In the case of equipartition between the energy density of cosmic rays and the magnetic field, the CR scale-height will be

$(3 + \alpha)/2 \approx 2$ times that of the synchrotron scale-height for a synchrotron spectral index of $\alpha \approx 0.8$ (e.g. Niklas, Klein, & Wielebinsky 1997). Then, assuming a magnetic field strength of $10 \mu\text{G}$ and a CR scale-height of ~ 3 kpc (synchrotron scale-height of 1.5 kpc), the typical escape time of a CR electron emitting at 1.4 GHz is $\sim 3 \times 10^7$ yr. This is comparable to the expected cooling time of such electrons to synchrotron and IC processes, assuming that $U_{\text{rad}} = 10^{-12}$ erg cm^{-3} , indicating that normal galaxies do *not* behave like calorimeters.

Vertical diffusion of CRs, eventually leading to their escape into intergalactic space due to either open magnetic field lines or Parker instabilities (Parker 1966), was looked at in detail by Helou & Bicay (1993). Their proposed physical model for the FIR-radio correlation includes a leaky-box confinement scheme in which the escape scale-length of CR electrons is nearly independent of ISM density and magnetic field strength, but scales with disk scale-height to keep a constant IR/radio ratio. While escape may play a role, injecting scatter into the observed IR/radio ratios in larger spirals, it is noteworthy that for the case of irregular galaxies, which generally lack dense ISM and magnetic field to keep CR electrons trapped once leaving their initial clouds around SNRs, escape appears to play a much more critical role pushing such galaxies off of the correlation (e.g. Cannon et al. 2005, 2006; Murphy et al. 2008).

2.2. Essential Physics: Starbursting Galaxies

Additional energy-loss terms that may become increasingly important in the case of galaxies hosting strong starbursts are now considered. In such systems, whose energetics and ISM may be vastly different, ionization, bremsstrahlung, and adiabatic cooling through advection out of a galaxy by galactic-scale winds, can all play a significant role in cooling CR electrons. Ionization losses begin to dominate over synchrotron and IC losses for CR electron energies below about ~ 1.3 GeV such that,

$$\left(\frac{\tau_{\text{ion}}}{\text{yr}}\right) \sim 4.1 \times 10^9 \left(\frac{E}{\text{GeV}}\right) \left(\frac{n_{\text{ISM}}}{\text{cm}^{-3}}\right)^{-1} \left[3 \ln\left(\frac{E}{\text{GeV}}\right) + 42.5\right]^{-1}. \quad (9)$$

Combining this with Equation 1 yields,

$$\left(\frac{\tau_{\text{ion}}}{\text{yr}}\right) \sim 3.6 \times 10^{10} \left(\frac{\nu}{\text{GHz}}\right)^{1/2} \left(\frac{B}{\mu\text{G}}\right)^{-1/2} \left(\frac{n_{\text{ISM}}}{\text{cm}^{-3}}\right)^{-1} \left(\frac{3}{2} \left[\ln\left(\frac{\nu}{\text{GHz}}\right) - \ln\left(\frac{B}{\mu\text{G}}\right)\right] + 49\right)^{-1}. \quad (10)$$

Thus, if magnetic fields are sufficiently large in starbursting systems (i.e. $\gtrsim 1$ mG), as suggested by Thompson et al. (2006), electrons radiating GHz synchrotron continuum emission will have energies $\lesssim 0.3$ GeV and ionization losses should dominate over synchrotron cooling likely leading to depressed synchrotron emission (see Figure 1).

Furthermore, bremsstrahlung losses are probably negligible in normal galaxies given that the CR electron mean free path is ~ 5 g cm^{-2} (Garcia-Munoz 1977), an order of magnitude smaller than the ~ 60 g cm^{-2} for the radiation length of the ISM. However, for a sufficiently dense ISM, bremsstrahlung losses may exceed ionization losses for electrons at energies above ~ 1.1 GeV such that, for

neutral hydrogen,

$$\left(\frac{\tau_{\text{brem}}}{\text{yr}}\right) \sim 8.6 \times 10^7 \left(\frac{n_{\text{ISM}}}{\text{cm}^{-3}}\right)^{-1}. \quad (11)$$

Additionally, if these starbursts are compact, the adiabatic expansion losses to CR electrons may become more rapid due to the advection out of each system with a galactic wind, having speed v_w , where the adiabatic lifetime goes as,

$$\left(\frac{\tau_{\text{ad}}}{\text{yr}}\right) \sim 1.0 \times 10^9 \left(\frac{h}{\text{kpc}}\right) \left(\frac{v_w}{\text{km s}^{-1}}\right)^{-1}. \quad (12)$$

In either case, if the physical conditions of galaxies at higher redshifts are typically well described by compact starbursts, the above mentioned energy-loss processes will become important relative to synchrotron losses for GHz radiating CR electrons.

To demonstrate this I plot the cooling timescales of CR electrons associated with each of the above mentioned energy-loss processes versus electron energy in Figure 1. In the left panel of Figure 1 parameters typical for normal star-forming galaxies are assumed: $B = 10 \mu\text{G}$, $U_{\text{rad}} = 10^{-12}$ erg cm^{-3} , $n_{\text{ISM}} = 1 \text{ cm}^{-3}$, and $l_{\text{esc}} = 3$ kpc. Losses due to advection by a galactic wind are ignored. At GHz frequencies synchrotron and IC losses are clearly the dominant energy-loss terms along with escape. In the right panel of Figure 1 the same cooling timescales are plotted as in the left panel, however the case of a compact starburst having a 1 mG magnetic field is considered. Assuming a flux freezing scaling of $B \propto \sqrt{n_{\text{ISM}}}$ (e.g. Ruzmaikin, Sokoloff, & Shukurov 1988; Helou & Bicay 1993; Niklas & Beck 1997; Crutcher 1999), it follows that $n_{\text{ISM}} = 10^4 \text{ cm}^{-3}$. The same ratio of U_B/U_{rad} as was used in the left panel is also assumed, setting $U_{\text{rad}} = 10^{-8}$ erg cm^{-3} . Energy losses via advection by a starburst-driven galactic wind, having a velocity of $v_w = 300 \text{ km s}^{-1}$ (i.e. typical of $z \sim 3$ Lyman break galaxies; Shapley et al. 2003) and assuming a disk scale-height $h = 1$ kpc, are also shown. At GHz frequencies it is found that synchrotron radiation and IC scattering are no longer the dominant energy-loss mechanisms. Ionization and bremsstrahlung losses now dominate the cooling of CR electrons contributing to the GHz emission from galaxies. While such strong fields are present in starbursts on small scales, as Zeeman splitting measurements of OH megamasers in ULIRGs show line-of-sight field strengths ranging from $\approx 0.5 - 18$ mG in individual masing components (Robishaw, Quataert, & Heiles 2008), given that local starburst galaxies follow the FIR-radio correlation, this may suggest that their average magnetic fields never reach \sim mG strengths since the depressed synchrotron emission at GHz frequencies should yield larger than nominal IR/radio ratios, which is not observed.

2.3. Radio Spectra of Galaxies

Let us now see how the combination of these energy-loss processes translates into the radio spectra of galaxies. For an electron injection spectrum $Q(E) = \kappa E^{-p}$, the number density of particles per unit energy is expressed as (e.g Longair 1994)

$$N(E) = \frac{\kappa E^{-(p-1)}}{(p-1)b(E)} \quad (13)$$

where $b(E) = -dE/dt$ is the total energy losses for electrons including escape. The injected electrons, if shock-accelerated by SNRs, will have a spectrum typically characterized by $p_{\text{inj}} \approx 2.4$. However, as the CR electrons interact with the ISM, diffusive losses will modify the spectrum to have an index of $p \approx 2.8$ (e.g. Biermann & Strom 1993; Becker et al. 2009), which is assumed for the model. Then, the non-thermal radio continuum emission (i.e. the energy losses to CR electrons by synchrotron radiation relative to the total energy losses) is given by

$$S_{\nu}^{\text{NT}} \propto E/\tau_{\text{sync}}N(E), \quad (14)$$

where emission at frequency ν depends on CR electron energy E according to Equation 1. For a constant electron temperature, the amount of thermal radio continuum emission goes as

$$S_{\nu}^{\text{T}} \propto \nu^{-0.1}. \quad (15)$$

Assuming $B \approx 10 \mu\text{G}$, $U_B \approx U_{\text{rad}}$, and $n_{\text{ISM}} \approx 1 \text{ cm}^{-3}$, the expected radio continuum spectrum is plotted in Figure 2 along with an IR dust emission spectrum scaled such that its infrared (IR; 8 – 1000 μm) flux is $10^{-13} \text{ W m}^{-2}$. The dust emission spectrum is taken from the SED libraries of Dale & Helou (2002) using the template which best fit typical star-forming galaxies in the *Spitzer* Infrared Nearby Galaxies Survey (SINGS; Kennicutt et al. 2003). The thermal radio spectrum was then normalized by equating the relations between the ionizing photon rate and the thermal radio continuum (Condon 1992) and IR luminosity (Kennicutt 1998) resulting in

$$\left(\frac{S_{\nu}^{\text{T}}}{\text{W m}^{-2} \text{ Hz}^{-1}} \right) \sim 6.6 \times 10^{-17} \left(\frac{T_e}{10^4 \text{ K}} \right)^{0.45} \left(\frac{\nu}{\text{GHz}} \right)^{-0.1} \left(\frac{F_{\text{IR}}}{\text{W m}^{-2}} \right) \quad (16)$$

where $T_e = 10^4 \text{ K}$ is the assumed electron temperature for an HII region.

Next, the non-thermal component was scaled such that the thermal radio fraction is $\sim 10\%$ at 1.4 GHz, which is typically found for star-forming systems (Condon & Yin 1990; Niklas, Klein, & Wielebinsky 1997). The combination of these assumptions naturally leads to the nominal FIR-radio correlation where

$$q \equiv \log \left(\frac{F_{\text{FIR}}}{3.75 \times 10^{12} \text{ W m}^{-2}} \right) - \log \left(\frac{S_{1.4 \text{ GHz}}}{\text{W m}^{-2} \text{ Hz}^{-1}} \right) \quad (17)$$

is $\approx 2.34 \pm 0.26$ dex (Yun, Reddy, & Condon 2001). Replacing the FIR flux with the total IR flux in Equation 17 leads to an average $q_{\text{IR}} \approx 2.64 \pm 0.26$ dex (Bell 2003). For these parameters, it is also found that a least squares fit to the non-thermal radio spectrum yields a spectral index of $\alpha_{\text{NT}} \sim 0.8$, similar to what is observed in normal star-forming galaxies (e.g. Niklas, Klein, & Wielebinsky 1997).

To keep a fixed ratio between the FIR and radio emission of galaxies requires that the ratio of synchrotron to total energy losses for CR electrons to be nearly constant among each system. Or, in the case of normal star-forming galaxies, where CR electron energy losses are dominated by synchrotron losses and IC scattering

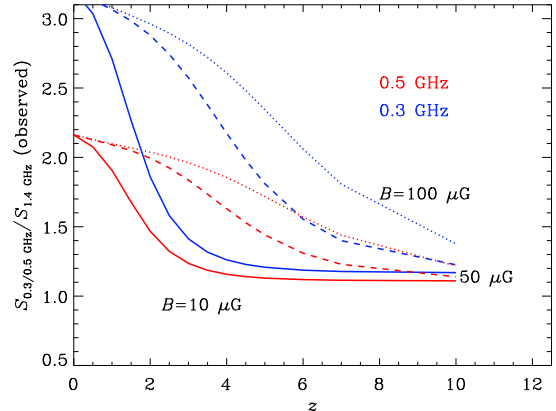


FIG. 4.— The ratio of observed-frame 0.3 and 0.5 GHz to 1.4 GHz flux densities plotted as a function of redshift in blue and red, respectively. These estimates include the expected suppression of non-thermal radio continuum as IC scattering of the CMB become increasingly important at higher redshifts (see §3.1 for details about the calculations.) Different cases for the intrinsic magnetic field strength of galaxies are considered: 10 μG (solid lines), 50 μG (dashed lines), and 100 μG (dotted lines). Unless magnetic field strengths are very strong ($\gtrsim 10 \mu\text{G}$), only marginal sensitivity gains exist by making lower frequency radio observations to detect galaxies at $z \gtrsim 2$.

off a galaxy’s interstellar radiation field (ISRF), the FIR-radio correlation is preserved under the condition where

$$\frac{U_B}{U_{\text{rad}} + U_{\text{CMB}}} \gtrsim 1, \quad (18)$$

where U_{CMB} is the radiation field energy density of the cosmic microwave background (CMB). In the local Universe, IC losses off of the CMB are negligible to those occurring off the ISRF within a galaxy, however this is not necessarily the case at higher redshifts.

3. RESULTS: EXPECTATIONS FOR DEEP RADIO CONTINUUM SURVEYS

I now explore implications of the above physical arguments for evolution in the observed radio continuum emission from galaxies at increasing redshifts. I also report on how this relates to an expected evolution in the FIR-radio correlation; at present, it is assumed that any change in the FIR-radio correlation arises solely from changes to the radio continuum emission of galaxies. Variations arising from differences in the IR emission of galaxies are discussed below in §4.4.2. Implications for how various galaxy properties, including their star formation activity and magnetic field properties, can be inferred from the discrepancies between expected and observed IR/radio ratios are discussed in §4.

3.1. Suppression of Non-Thermal Emission by the CMB

As already shown, the FIR-radio correlation relies on a fixed ratio between synchrotron and the total energy losses of CR electrons. At $z = 0$, $U_{\text{CMB}} \sim 4.2 \times 10^{-13} \text{ erg cm}^{-3}$ which is significantly smaller than the radiation field energy density of the Milky Way (i.e. $U_{\text{MW}} \sim 10^{-12} \text{ erg cm}^{-3}$). Thus, CR electron energy losses from IC scattering off the CMB are negligible at low redshifts. However, $U_{\text{CMB}} \propto (1+z)^4$ making such losses increasingly important with redshift. For instance,

by $z \sim 3$, $U_{\text{CMB}} \sim 1.1 \times 10^{-10}$ erg cm $^{-3}$; equating this to $U_B = B^2/(8\pi)$ results in a corresponding magnetic field strength of ~ 50 μG , nearly an order of magnitude larger than the ambient field strength in the Solar Neighborhood. Consequently, the non-thermal component of a galaxy's radio continuum emission will be increasingly suppressed with increasing redshift, eventually resulting in only the thermal component being detectable.

Assuming an intrinsic FIR-radio correlation for galaxies with $q_{\text{IR}} \approx 2.64$ (Bell 2003), the expected observed-frame 1.4 GHz flux density for star-forming galaxies having a range of IR (8–1000 μm) luminosities as a function of redshift are estimated (Figure 3). These estimates rely on the results of the previous section where, on a theoretical basis, a realistic radio spectrum was constructed. It is assumed that the radio continuum emission is comprised of two components, thermal (free-free) and non-thermal (synchrotron) emission, both of which can be expressed as power-laws such that $S_\nu \propto \nu^{-\alpha}$, where $\alpha_{\text{T}} \sim 0.1$ for the thermal (free-free) component and $\alpha_{\text{NT}} \sim 0.8$ for the non-thermal component (Table 1). A thermal fraction of $\sim 10\%$ at 1.4 GHz is also assumed. And a $(1+z)^{-1}$ correction factor to account for bandwidth compression as a function of redshift is included. Increased energy losses to CR electrons from IC scattering as U_{CMB} increases with redshift are explicitly included. Figure 3 illustrates two cases per IR luminosity in which the galaxy has a 10 and 100 μG field, indicated by the solid and dotted lines, respectively. The case of a moderately bright LIRG ($L_{\text{IR}} \approx 3 \times 10^{11} L_\odot$) is highlighted in red, and the case of a 50 μG field strength shown using a dashed line.

For the case of a moderately bright LIRG, it is clearly shown that its detection in the radio continuum may significantly rely on the strength of its magnetic field between $1 \lesssim z \lesssim 6$ due to the suppression of its synchrotron emission by increased IC losses off of the CMB. For example, a galaxy having $B = 10$ μG at $z \sim 3$ will also be detected at $z \sim 4.5$ if its magnetic field were 100 μG . At higher redshifts it appears that the strength of the magnetic field plays less of a role since IC losses off of the CMB begin to completely suppress a galaxy's non-thermal emission, making only its thermal radio emission detectable. It is also shown that a moderately bright LIRG at $z \sim 10$ should have a 1.4 GHz flux density of ~ 40 nJy almost entirely arising from free-free emission. Using the star formation rate conversion of Kennicutt (1998), this implies that all galaxies forming stars at a rate of $\gtrsim 50 M_\odot \text{ yr}^{-1}$ should be detectable out to $z \sim 10$ if such a population of galaxies exists at these early epochs and this sensitivity is achievable.

Due to the relatively IR/radio negative spectral slope of a galaxy's non-thermal radio continuum emission, the case of observing at lower frequencies is considered to see what sensitivity gains might exist for detecting galaxies at high- z . The expected observed-frame flux densities at 0.3 and 0.5 GHz are estimated. The ratio between the observed-frame 0.3 and 0.5 to 1.4 GHz flux densities as a function of redshift is plotted in Figure 4. The cases for different intrinsic B -field strengths among galaxies (i.e. 10, 50, and 100 μG) are again considered. For galaxies having magnetic field strengths of ~ 10 μG it appears that there is little advantage for surveys at lower frequencies since, by $z \sim 2.5$, sensitivity gains are less than $\sim 50\%$.

If a galaxy's magnetic field is quite strong, however, being ~ 100 μG , observations at 0.3 GHz should be more sensitive to normal star-forming galaxies than 1.4 GHz observations by a factor of $\gtrsim 2$ out to $z \sim 6$. While the possibility of increased magnetic field strengths in galaxies at higher redshifts is considered, there is not a strong physical basis to expect this as the leading theory of magnetic field generation, the mean-field dynamo model, predicts large-scale regular magnetic fields to be weaker in the past rather than stronger (e.g. Beck et al. 1996).

3.2. *Expected Evolution in the FIR-Radio Correlation with Redshift from CMB Effects*

As already shown, the non-thermal component of a galaxy's radio continuum emission is increasingly suppressed as a function of redshift due to the increasing importance of IC scattering off of the CMB. This effect should be directly reflected in changes to a galaxy's IR/radio ratio. Assuming that the intrinsic IR/radio ratio of star-forming galaxies is not unique to $z \sim 0$ systems, the FIR-radio correlation should evolve in a very predictable way as a function of redshift arising from the increase in the energy density of the CMB. This is illustrated in Figure 5. When the non-thermal emission is completely suppressed by IC scattering off of the CMB, observed IR/radio ratios are expected to simply approach the ratio between the FIR and thermal radio continuum.

As already stated, different CR electron cooling processes may become increasingly more important than synchrotron radiation in galaxies hosting strong starbursts. For such cases, the non-thermal component may diminish even more quickly than in the calculation provided here, resulting in observed IR/radio ratios for which only the thermal radio continuum emission is detected (i.e. q_{IR} ratios which are a factor of ~ 10 higher than the nominal value). However, it is also possible that other physical processes could work in the opposite direction to increase the synchrotron emissivity, such as an increase to the acceleration efficiency of CR electrons within SNRs, as well as additional synchrotron emission arising from an increase to secondary positrons and electrons. These possibilities, though speculative since such local starbursts do not seem to exhibit such variations in their IR/radio ratios, are discussed in §4.4.3 and 4.4.4, respectively.

3.3. *Scientific Goals and Technical Specifications for Deep Radio Continuum Surveys using the SKA*

Detecting moderately bright star-forming galaxies at redshifts beyond $z \sim 3$ requires extremely sensitive continuum imaging only expected with the advent of the SKA. Figure 3 shows the achieved point-source sensitivities for a number of existing 1.4 GHz radio continuum surveys including: VLA-COSMOS (Schinnerer 2007, $\sigma_{\text{RMS}} \approx 50$ μJy), GOODS-N (G. Morrison 2009, in preparation, $5\sigma_{\text{RMS}} \approx 20$ μJy), and the Deep SWIRE Field (Owen & Morrison 2008, $5\sigma_{\text{RMS}} \approx 13.5$ μJy). The expected point-source sensitivity of the EVLA after 300 hr (~ 1 Ms) is also plotted ($5\sigma_{\text{RMS}} \approx 1.4$ μJy). As shown, even the EVLA will not be able to detect individual M 82-like objects, having IR luminosities $\sim 4 \times 10^{10} L_\odot$, at $z \gtrsim 1$.

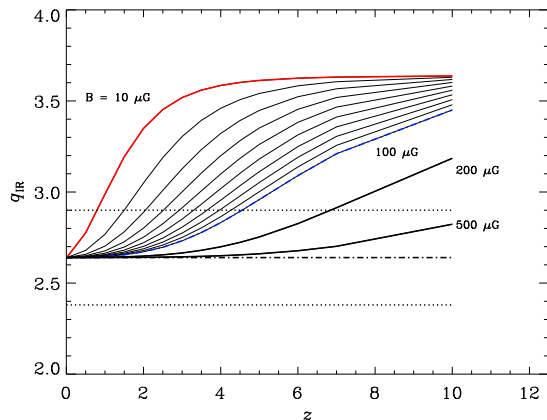


FIG. 5.— The expected rest-frame IR/radio ratios for a galaxy having $q_{\text{IR}} = 2.64$ at $z = 0$ as IC losses off of the CMB become increasingly important as a function of redshift. Each track corresponds to a different internal magnetic field strength for the galaxy. As $U_{\text{CMB}} \gg U_B$, the IR/radio ratio approaches the limit where only thermal (free-free) radiation contributes to the observed radio continuum emission. The average local q_{IR} values (2.64 dex; dot-dashed line) and the $\pm 1 \sigma$ scatter (dotted-line) are shown.

As discussed in §3.1, a 5σ point-source sensitivity of ≈ 40 nJy is required for the detection of a moderately bright LIRG (i.e. $L_{\text{IR}} \approx 3 \times 10^{11} L_{\odot}$), forming stars at $\sim 50 M_{\odot} \text{ yr}^{-1}$ at $z \sim 10$. However, it is unclear as to whether there will be a significant population of dusty star-forming galaxies at these redshifts. At present, only rest-frame UV studies relying on the “dropout” technique are able to probe normal galaxies at such high redshifts. In Figure 3 the estimated observed-frame 1.4 GHz flux densities, based on the results from the UV ($\approx 1600 \text{ \AA}$) luminosity function work of Bouwens et al. (2007, 2008), are shown. These authors use space- and ground-based data over both *Hubble* ultra-deep fields and GOODS fields to search for star-forming galaxies at $z \sim 4, 5, 6, 7, \text{ and } 9$. The UV luminosities, over the full range per redshift bin as given in Table 5 of Bouwens et al. (2007) and Table 3 of Bouwens et al. (2008), were corrected for dust following Bouwens et al. (2007) such that $A_{1600} = 1.1$ mag, 0.6 mag, and 0.4 mag for $z \sim 4, z \sim 5, \text{ and } z \gtrsim 6$ galaxies, respectively. Corresponding observed-frame radio flux densities were then estimated by first converting the extinction-corrected UV luminosities to IR luminosities following Kennicutt (1998), and then using the FIR-radio correlation assuming a galaxy magnetic field strength of $10 \mu\text{G}$.

These considerations suggest that the criterion of a point-source sensitivity of ≈ 40 nJy will only skim the brightest sources among this population of galaxies. Beyond $z \gtrsim 7$, detection of these galaxies will be marginal at best. However, it is possible that the assumed dust corrections significantly underestimate the true star formation rates of these sources as they are based on an empirical relation between the UV continuum slope and extinction in local starbursting galaxies (e.g. Meurer, Heckman, & Calzetti 1999). While this prescription works well for $z \sim 2$ LIRGs older than ~ 100 Myr (Reddy et al. 2006), it has also been shown to fail for many other high- z systems (e.g. Goldader et al. 2002; Reddy et al. 2006; Murphy et al. 2009a). Furthermore, the $4 \lesssim z \lesssim 9$ UV luminosity function work

suffers dramatically from the effects of cosmic variance. In any case, it appears quite advantageous for the SKA sensitivity requirement be a factor of ~ 2 better, namely a 5σ point-source sensitivity of ≈ 20 nJy (i.e. $\sigma_{\text{RMS}} \approx 4$ nJy).

The sensitivity for the SKA is approximated using the radiometer equation such that $\sigma_{\text{RMS}} \approx 2k_B/\sqrt{2 BW t_{\text{int}}} (A_{\text{eff}}/T_{\text{sys}})^{-1}$ where k_B is the Boltzmann constant, BW is the bandwidth, t_{int} is the integration time, A_{eff} is the effective collecting area of the array, and T_{sys} is the system temperature. Assuming a bandwidth of ~ 1 GHz (comparable to what existing telescopes are delivering) and a reasonably long integration (i.e. 300 hr), I find a requirement for the SKA of $A_{\text{eff}}/T_{\text{sys}} \sim 15000 \text{ m}^2 \text{ K}^{-1}$ to reach this sensitivity such that,

$$\left(\frac{\sigma_{\text{RMS}}}{\text{nJy}}\right) \approx 4 \left(\frac{BW}{\text{GHz}}\right)^{-1/2} \left(\frac{t_{\text{int}}}{300 \text{ hr}}\right)^{-1/2} \left(\frac{A_{\text{eff}}/T_{\text{sys}}}{15000 \text{ m}^2 \text{ K}^{-1}}\right)^{-1}. \quad (19)$$

With these specifications, the SKA will be sensitive to all galaxies forming stars at a rate of $\gtrsim 25 M_{\odot} \text{ yr}^{-1}$. The $5\sigma_{\text{RMS}} \approx 20$ nJy is also plotted in Figure 3.

3.3.1. Technical Challenges for Deep SKA Continuum Fields

In order to achieve such highly sensitive radio imagery, two major technical challenges must be considered in the SKA design to ensure that systematic noise does not limit the usability of such imaging; natural confusion from overlapping sources in the field and insufficient dynamic range to identify sources properly. Both effects were recently considered by Condon (2009), who found that they should not limit deep continuum surveys using the SKA at nJy depths.

While the angular size distribution of the sub- μJy population remains uncertain, most faint radio sources are likely coextensive with faint star-forming galaxies at $z \sim 1$. These sources are therefore probably smaller than $\sim 1''$ setting the natural confusion limit to be the flux density corresponding to $\sim 30 \text{ arcsec}^{-2}$ per source. Accordingly, the synthesized beam of the SKA should be $\theta_S \lesssim 1''$ to keep instrumental confusion below the natural confusion limit, requiring baselines up to ~ 50 km at 1.4 GHz (Condon 2009). Windhorst et al. (2008) also estimate the expected 1.4 GHz source sizes at $10 - 100$ nJy by taking the galaxy disk size distributions measured from deep HST imaging, where the object density is in excess of 10^6 objects deg^{-2} . Their findings suggest that the synthesized beam of the SKA be even sharper, reaching $\theta_S \lesssim 0''.3$, to avoid instrumental confusion and requiring baselines up to ~ 150 km at 1.4 GHz. The 1.4 GHz natural confusion is estimated to be $\sigma_c \lesssim 3$ nJy, though with large uncertainty Condon (2009), suggesting that from the point-source sensitivity calculation above, the SKA should not be limited by natural confusion.

Coupled with the requirement of exquisite sensitivity is achieving an unprecedented dynamic range to actually make use of such deep imagery. Typically, the dynamic range is defined as $D \equiv S_{\text{max}}/\sigma_{\text{RMS}}$, the ratio of the strongest peak (S_{max}) to RMS fluctuations in regions not containing sources, and describes an image dominated by an extremely strong point source. At present, the highest dynamic range achieved has been ~ 60 dB. For example, a

TABLE 1
ASSUMPTIONS FOR EXPECTED RADIO
FLUX DENSITIES

Parameter	Value
q_{IR}	2.64
α_T †	0.1
α_{NT} †	0.8
$f_T^{1.4 \text{ GHz}}$	0.10
$U_{\text{CMB}}(z=0)$	$4.2 \times 10^{-13} \text{ ergs cm}^{-3}$

NOTE. — †: The thermal and non-thermal radio continuum is assumed to follow power-laws of the form $S_\nu \propto \nu^{-\alpha}$, where α_T and α_{NT} are the assumed thermal and non-thermal spectral indices.

dynamic range of ~ 60 dB was obtained with Westerbork Synthesis Radio Telescope (WSRT) observations over a $10'$ region containing a single bright source (i.e. 3C 147). At the desired nJy sensitivity, the large primary beam of the SKA will contain many sources having strengths larger than that of the radiometer noise. Thus, the dynamic range required by the SKA can be estimated using the typical flux density for the strongest source in a field, which for a primary beam $\Omega_b \approx 1 \text{ deg}^2$, is $\sim 0.16 \text{ Jy}$ at 1.4 GHz (Condon 2009). Using the required RMS noise of $\sigma_{\text{RMS}} \sim 4 \text{ nJy}$, this leads to a dynamic range requirement of $D \gtrsim 4 \times 10^7 = 76 \text{ dB}$. Reaching this dynamic range will likely require, at minimum, antennas having extremely stable beams and pointing capabilities. Such high precision antennas should function well at frequencies $\gtrsim 10 \text{ GHz}$, which is the current frequency cutoff of the SKA Phase-1 and Phase-2.

Table 2 summarizes the requirements on the SKA in order that it be able to detect galaxies forming stars with rates $\gtrsim 25 M_\odot \text{ yr}^{-1}$ at all redshifts where such galaxies may be expected. As such, the SKA would therefore be sensitive to a significant number of the high- z galaxies reported in the UV luminosity function studies of Bouwens et al. (2007, 2008). However, there are still large uncertainties in the current understanding of the sub- μJy population of radio sources, and achieving such a high imaging dynamic range represents a significant technical challenge. The current generation of SKA pathfinders (e.g. EVLA, ASKAP, MeerKAT, and APERTIF) could usefully reduce the uncertainties in both the sub- μJy radio source population(s) and high dynamic range imaging.

Finally, as the observed radio continuum emission from normal star-forming galaxies at high redshift will likely be dominated by their thermal emission, this analysis does not require that dust be present in these galaxies for these sensitivity calculations to be valid. Specifically, this analysis requires their bolometric luminosities, and not necessarily their IR luminosities, be $\gtrsim 10^{11} L_\odot$ for detection. Thus, radio continuum emission from galaxies becomes the only way to find and quantify the star formation properties of galaxies unbiased by dust. The importance of this fact for studies of the cosmic star formation history are discussed in §4.3.

4. DISCUSSION

TABLE 2
SKA DEEP CONTINUUM SURVEY ASSUMPTIONS

Parameter	Value
Target Star Formation Rate	$25 M_\odot \text{ yr}^{-1}$
Bandwidth (BW)	1 GHz
Angular Resolution (θ_S)	$\lesssim 0''.3 - 1''$
Primary Beam (Ω_b)	$\approx 1 \text{ deg}^2$
Imaging Dynamic Range (D)	$\gtrsim 76 \text{ dB}$
Integration Time (t_{int})	300 hr ($\sim 1 \text{ Ms}$)
SKA Sensitivity ($A_{\text{eff}}/T_{\text{sys}}$)	$15000 \text{ m}^2 \text{ K}^{-1}$
Image RMS Noise Level (σ_{RMS})	$\approx 4 \text{ nJy}$

I will now discuss how various galaxy properties can be inferred from discrepancies between expected and observed IR/radio ratios. I will also discuss what this means for the prospect of using deep radio continuum surveys, both at high and low frequencies, to study star formation over cosmic time using the SKA.

4.1. Searching for the Emergence of Large-Scale Magnetic Fields

One of the primary energetic constituents of the ISM is its magnetic field. Its energy density is equal to that of a galaxy's radiation field, CRs, and turbulent gas motions, yet its origin and role in shaping galaxy evolution, in particular through the possible regulation or star formation, remains highly uncertain (e.g. Ferrière 2001; Cox 2005). At present the leading theory for large-scale magnetic field generation is the mean-field dynamo model (e.g. Beck et al. 1996). In this paradigm galaxy-scale magnetic fields are built up over time, suggesting that field strengths should be typically much weaker in the past. The exact details on how the amplification of weak, seed magnetic fields in the halos of protogalaxies eventually translates into galaxy-scale fields is uncertain. Does the first epoch of star formation quickly initiate a dynamo in a galaxy? Does the field form during the in-fall of gas prior to star formation? Recent theoretical work suggests that weak, seed magnetic fields may be quickly amplified by the turbulent (small-scale) dynamo, yielding strong ($\sim 20 \mu\text{G}$) turbulent fields by $z \sim 10$ (Arshakian et al. 2009). These fields then serve as a seed for the mean-field (large-scale) dynamo, resulting in regular fields of μG strengths having a few kpc coherence within $\sim 2 \text{ Gyr}$ (i.e. by $z \sim 3$). Such a scenario is consistent with indirect evidence from Faraday rotation studies of distant radio sources which claim μG fields to be in place for normal galaxies at $z \sim 1.5$ (Kronberg et al. 2008; Bernet et al. 2008).

Since the non-thermal radio emission from galaxies, and therefore the linearity of the FIR-radio correlation, depends critically on the magnetic field strength of a galaxy, deviations from nominal ratios as a function of redshift may help to illuminate the presence and characteristics of magnetic fields in galaxies at early epochs. However, given that regular magnetic fields are thought to weaker in the past, as suggested by the mean-field dynamo model, maintaining a constant IR/radio ratio with increasing redshift by increasing magnetic field strength with redshift is somewhat contrived. If the FIR-radio correlation is found to hold for normal galaxies at $z \gtrsim 3$, either the the turbulent dynamo and associated small-scale magnetic fields play an important role at early

epochs, or our physical picture for the correlation needs revision. This assumes of course that the existence of an AGN in these galaxies, whose radio emission may fortuitously bring the IR/radio ratio to near or below the local correlation value, can be ruled out. Such situations are discussed below in §4.2 where I compare observations with these expectations.

In the absence of strong magnetic fields at high- z , the IR/radio ratios of galaxies should be large, similar to what is observed for ‘nascent’ starbursts. These systems are rare ($\lesssim 1\%$) in the local Universe (Roussel et al. 2003), and are thought to be experiencing the onset of an episode of star formation after a long ($\approx 10^8$ yr) period of quiescence. Since OB stars will always ionize the nearby gas, generating free-free emission, these galaxies may only be identifiable in the radio by their thermal radio continuum emission.

4.2. Current Observational Results

Using existing facilities a number of deep FIR, submm, and mm surveys have detected galaxies at fairly high redshifts. Sources detected in the FIR and radio from a number of these studies are included in Figure 6 with the highest redshift sources being the $z \sim 6$ quasars detected by Carilli et al. (2004) and Beelen et al. (2006). In cases where only a FIR measurement is provided, the assumption that $\text{IR}(8 - 1000 \mu\text{m}) \approx 2 \times \text{FIR}(42 - 122 \mu\text{m})$ is made, which is exactly the difference between the average FIR/radio and IR/radio ratios reported by Yun, Reddy, & Condon (2001) and Bell (2003), respectively. The average and $\pm 1\sigma$ lines for the local IR-radio correlation are drawn (i.e. $q_{\text{IR}} \approx 2.64 \pm 0.26$ dex; Bell 2003). As in Figure 5, the expected locations of a typical star forming galaxy as IC losses of the CMB become increasingly important relative to the internal synchrotron losses of CR electrons for various magnetic field strengths are overplotted. Since so few sources are detected at $z \gtrsim 3$, a logarithmic scaling is used for the redshift axis to better identify any trends.

4.2.1. Submillimeter Galaxies

Most of the galaxies out to $z \sim 1$ (e.g. the 70 μm detected sources in; Frayer et al. 2006; E.J. Murphy et al. 2009b, in preparation) tend to have IR/radio ratios similar to the local value, which is consistent with the expectations presented here since the magnetic fields in such galaxies need not be excessively large to compete with IC losses off of the CMB. Once beyond $z \sim 1$ there is an increasingly larger number of galaxies having IR/radio ratios below the canonical value, rather than larger per the suggested expectations. The majority of these sources are submillimeter galaxies (SMGs). While typically detected in the hard-band (2–8 keV) X-rays, thus indicating the presence of an AGN, this result is somewhat surprising since SMGs are thought to be primarily powered by star formation (e.g. Alexander et al. 2005; Murphy et al. 2009a).

The samples of Kovács et al. (2006) and Valiante et al. (2007) consist entirely of SMGs and the filled triangles indicate the SMGs included in Murphy et al. (2009a). The mean redshift among these three samples of SMGs is $z \approx 2.17 \pm 0.65$. Kovács et al.

(2006) report IR/radio ratios for their sample of SMGs to be systematically below the local value. Murphy et al. (2009a) also found that the SMGs in their sample to have IR/radio ratios which are, on average, a factor of ~ 3.5 lower than the canonical ratio. The mean IR/radio ratio for the sample of Valiante et al. (2007) is $\sim 2.27 \pm 0.16$ dex, a factor of ~ 2 below the local value of 2.64 dex. The average IR/radio ratio among all 38 of these $z \sim 2.2$ SMGs is $q_{\text{IR}} = 2.26 \pm 0.41$ dex, a factor of ~ 2.4 times smaller than the local value. A number of possible explanations for why these systems depart for the FIR-radio correlation are included in Murphy et al. (2009a), but a definitive conclusion has not been drawn.

Recently, a number of higher redshift SMGs have been identified (Capak et al. 2008; Daddi et al. 2009a,b; Coppin et al. 2009; V. Smolčić et al. 2009, in preparation; A. Karim et al. 2009, in preparation; Knudsen et al. 2009). The average redshift among these 8 objects is $z \approx 4.40 \pm 0.33$. Similar to the $z \sim 2.2$ SMGs, the mean IR/radio ratio of these $z \sim 4.4$ SMGs is $q_{\text{IR}} = 2.20 \pm 0.27$ dex, a factor of ~ 2.8 times smaller than the local value. This result is somewhat surprising since the expected increase in the IR/radio ratios between a $z \sim 2.2$ and $z \sim 4.4$ galaxy due to the increase in IC losses to CR electrons from the CMB is a factor of ~ 3 for a $\approx 35 \mu\text{G}$ field, the average value for the Murphy et al. (2009a) SMGs using the revised minimum energy formula of Beck & Krause (2005).

While it has been suggested that the properties of the $z \sim 4.4$ SMGs are similar to the $z \sim 2.2$ SMGs (e.g. Daddi et al. 2009a), the consistency in their IR/radio ratios argues the opposite, suggesting that their star formation driven IR and/or radio continuum emitting properties are sufficiently different to account for the large discrepancy arising from extra cooling of CR electrons by IC scattering off the CMB. Alternatively, this result may also simply suggest that, unlike their FIR output, the radio emission from both populations of SMGs is in fact dominated by AGN, or that their magnetic fields are significantly strong (i.e. $\gtrsim 300 \mu\text{G}$) such that $U_B \gg U_{\text{CMB}}$ at these redshifts. The latter explanation is tough to reconcile since, in the presence of such strong fields, CR electrons emitting at GHz frequencies will be cooled primarily by ionization and bremsstrahlung losses rather than by synchrotron radiation (see §2.2), unless some other physics is at work. At present it is difficult to make any strong conclusions from this comparison since it suffers from low number statistics; very few SMGs that have been identified at $z \gtrsim 4$.

4.2.2. Radio Quiet QSOs at High- z

The samples of Carilli et al. (2004) and Beelen et al. (2006) consist entirely of radio-quiet quasars QSOs, a total of 6. The highest redshift QSO, J114816+525150 (hereafter, J1148+5251), is identified in Figure 6 and appears to have an IR/radio ratio which is amazingly consistent with the local value. In fact, 4/6 (i.e. $\sim 66\%$) of the QSOs have IR/radio ratios that are within 1σ of the canonical ratio. While these observations are suggestive that the energetics of these objects is dominated by star formation, such a conclusion is not so clear.

These galaxies may lie near the nominal IR/radio ratio due to excess emission from their AGN. Even if all of the

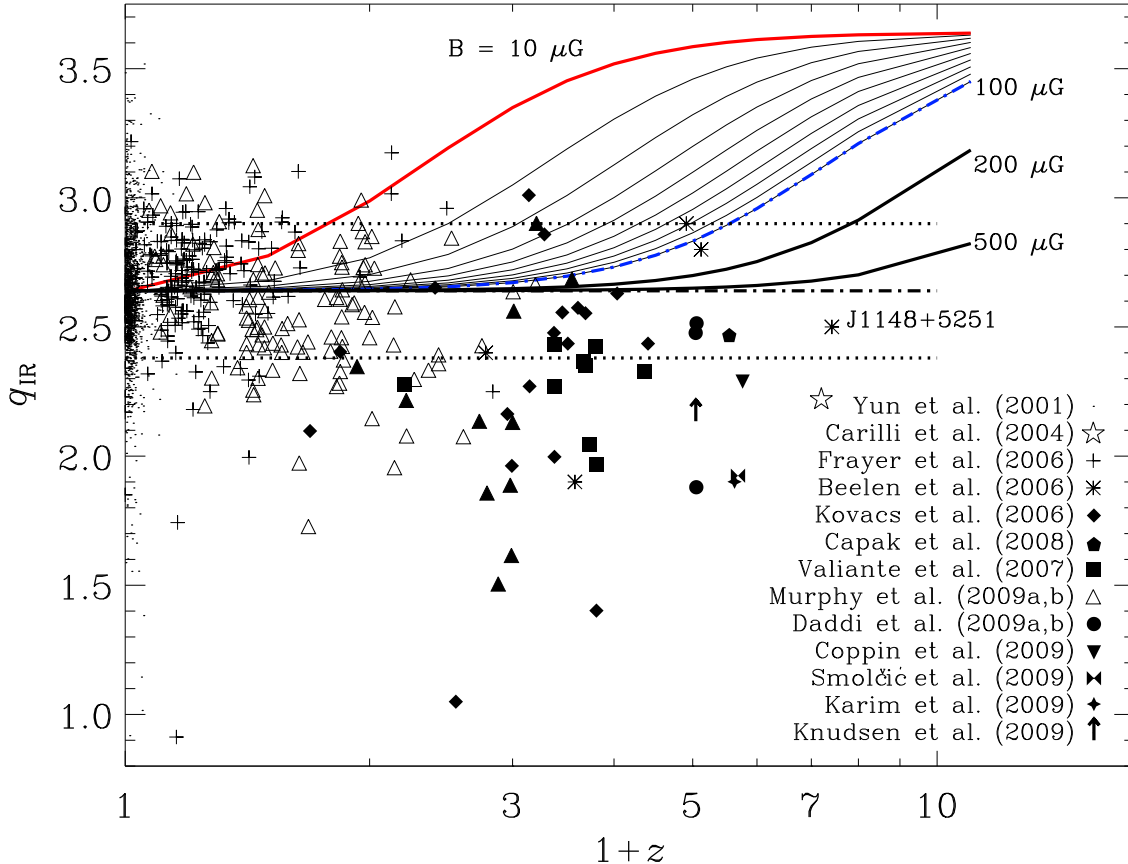


FIG. 6.— The same as Figure 5, except that I have plotted actual data from a number of studies in the literature. A logarithmic redshift scale is used since there are so few points at $z \gtrsim 3$. Filled in symbols indicate that an object is an SMG, i.e. the entire Kovács et al. (2006), Valiante et al. (2007), Capak et al. (2008), Daddi et al. (2009a,b), Coppin et al. (2009), V. Smolčić et al. (2009, in preparation), A. Karim et al. (2009, in preparation), and Knudsen et al. (2009) samples, as well as half of the Murphy et al. (2009a) sample. The lower limit (*upward-arrow*) for the Knudsen et al. (2009) data point is due to only having an upper limit at 1.4 GHz. The radio-quiet quasar J114816+525150 is labeled; at a redshift of $z = 6.64$ it lies at $\sim 1/16$ of the Universe’s current age. Rather than seeing galaxies tend toward higher IR/radio ratios per expectations given that IC losses of the CMB become increasingly important with increasing redshift, many galaxies tend to have IR/radio ratios lower than the local value (i.e. the SMGs).

synchrotron emission associated with ongoing star formation in these galaxies is suppressed due to other CR electron cooling processes competing successfully with respect to synchrotron radiation, the excess emission from an AGN may be enough to fortuitously put a galaxy back on the local correlation. This scenario is likely the simplest way to explain how QSO’s at these redshifts have IR/radio ratios consistent with normal star-forming galaxies in the local Universe.

Alternatively, these objects would require magnetic field strengths nearing $\gtrsim 500 \mu\text{G}$ levels to remain on the local FIR-radio correlation if powered by star formation alone. Taking J1148+5251 as an example; the galaxy is being observed $\lesssim 1$ Gyr after the Big Bang. While it has been suggested that strong ($\sim 20 \mu\text{G}$) turbulent fields may be present by $z \sim 10$, it is unclear how these seed fields could be amplified so rapidly and form galaxy-wide large-scale regular fields of $\gtrsim 200 - 500 \mu\text{G}$. If global star formation initiates a large-scale dynamo which acts to regulate the magnetic fields of galaxies (e.g. Michel & Yahil 1973; Reese 1987; Ruzmaikin, Sokoloff, & Shukurov 1988), the timescale for this must occur rapidly as star formation is only ~ 400 Myr old assuming that star formation began

around $z \sim 10$. The requirement for such a rapid amplification phase suggests that the large-scale field may begin to form before the initiation of star formation, during the in-fall of gas and dust (e.g. Pudritz & Silk 1989; Beck et al. 1994; Helou & Bicay 1993; Kulsrud et al. 1997). However, these strong magnetic fields would then have to decay considerably over cosmic time to recover the typical strengths observed for galaxies in the local Universe. Detections of less exotic systems at these redshifts in the FIR and radio (e.g. using ALMA and the SKA) will be necessary to reconcile these outstanding questions. In fact, a comparison of the IR/radio ratios for these high- z galaxies will likely be one of the only methods to test for the existence and strength of magnetic fields in the early Universe while trying to assess what role they may play in star formation.

4.2.3. Lyman Break Galaxies at $z \sim 3$

Carilli et al. (2008) recently analyzed the radio properties for a large sample of Lyman break galaxies (LBGs) at $z \sim 3$. Using a stacking analysis, and assuming the local FIR-radio correlation, they find that the radio (1.4 GHz) derived star formation rate is a factor of 1.8 ± 0.4 times larger than that from observed UV mea-

measurements. Assuming that this difference arises from attenuation by dust at UV wavelengths, this value is significantly less than the factor of ~ 5 normally assumed for LBGs. They suggest that this discrepancy may be the result of depressed radio emission resulting from increased IC cooling of CR electrons off of the CMB, consistent with the analysis presented here.

The stacked 1.4 GHz flux density reported by Carilli et al. (2008) is $0.90 \pm 0.25 \mu\text{Jy}$, which corresponds to a rest-frame 1.4 GHz flux density of $0.68 \mu\text{Jy}$ assuming a radio spectral index of 0.8 (Condon 1992). Taking the typical size of an LBG to be $\lesssim 1''$ (e.g. Giavalisco 2002) results in a minimum energy magnetic field of $\gtrsim 8 \mu\text{G}$ (Beck & Krause 2005). The minimum energy magnetic field is relatively insensitive to the radio surface brightness (i.e. $B_{\text{min}} \propto I_{\nu}^{1/(3+\alpha)}$); even if the reported 1.4 GHz flux density were under-predicted by a factor of 10, the corresponding magnetic field strength would only increase by a factor of ≈ 1.8 . The increased energy loss to CR electrons from IC scattering off of the CMB at $z \sim 3$, assuming equipartition between the galaxy's magnetic and radiation field energy densities, will decrease the observed 1.4 GHz flux density by a factor of ~ 3.5 which is easily able to account for the discrepancy between dust attenuation factor suggested by the radio (1.4 GHz) derived star formation rate of Carilli et al. (2008) and the factor of ~ 5 normally assumed for LBGs. If the intrinsic magnetic fields of LBGs are as large as the minimum energy fields for SMGs (i.e. $\sim 35 \mu\text{G}$), then the observed non-thermal radio continuum emission should still be suppressed by a factor of ~ 2 .

4.3. Implications for Radio-Based Studies of Star Formation at High Redshifts

While I have looked to see how the GHz emission from galaxies will be affected by increased CR electron cooling as the result of IC scattering off of the CMB at high redshifts, I have yet to look at what this may do for higher frequency radio observations. I now consider the potential usefulness of low ($\lesssim 2$ GHz) and high ($\gtrsim 10$ GHz) frequency radio observations for measuring star formation over cosmic time.

4.3.1. At Low Frequencies: $\lesssim 2$ GHz

As discussed above, studies of star formation at low frequencies using the SKA will be complicated by the expected evolution in the FIR-radio correlation with increasing redshift. When coupled with the additional emission from AGN, which may appear to place galaxies back on the FIR-radio correlation, it appears that using GHz observations to estimate the cosmic star formation history may lead to increasingly unreliable estimates of star formation rates with increasing redshift. Galaxies which host compact starbursts may have large magnetic fields and gas densities in which case electrons contributing to GHz emission will lose their energy primarily to ionization and bremsstrahlung processes rather than synchrotron radiation. These galaxies may move off the correlation by some fixed amount depending on how the various energy-loss terms compete, resulting in incorrect radio-based estimates of star formation rates using locally-derived calibrations. In conclusion, it seems that interpreting the non-thermal GHz measurements of high-

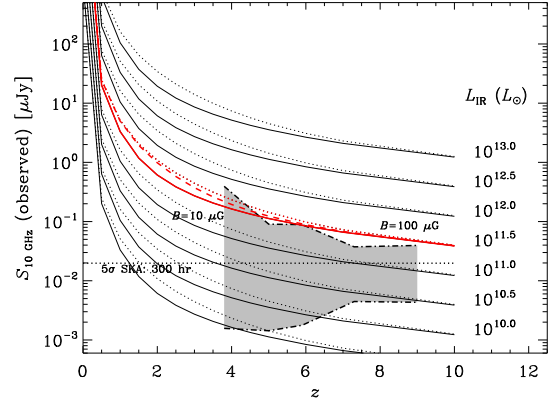


FIG. 7.— The same as Figure 3, except that the expected emission at 10 GHz is considered. The expected sensitivity of the SKA at 10 GHz is also assumed identical to the 1.4 GHz sensitivity. Since the non-thermal contribution is almost completely suppressed at high redshift, the 10 and 1.4 GHz emission should be detectable from the same population of galaxies at these epochs. The expected flux density range for galaxies included in the $z \sim 4, 5, 6, 7,$ and 9 UV luminosity function studies of Bouwens et al. (2007, 2008) is again given by the shaded region.

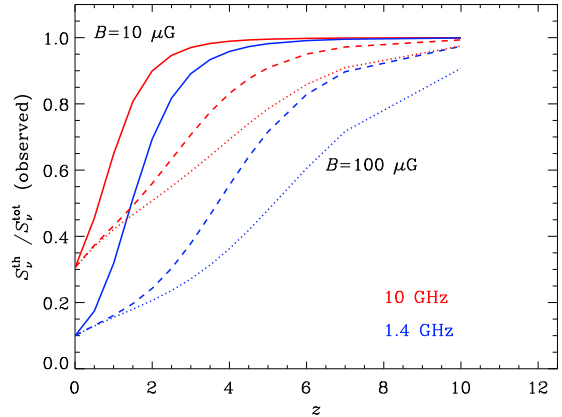


FIG. 8.— The expected thermal fraction for observed-frame 1.4 GHz (blue) and 10 GHz (red) observations of normal star-forming galaxies vs. redshift. Intrinsic magnetic fields of 10 (solid-lines), 50 (dashed-lines), and $100 \mu\text{G}$ (dotted-lines) are shown. By observing at 10 GHz, the observed radio emission is dominated by thermal processes, making it an ideal measure for the massive star formation rate of galaxies, beyond a redshift of $z \sim 2$ even for magnetic field strengths of $\sim 100 \mu\text{G}$.

z galaxies properly may prove difficult.

4.3.2. At High Frequencies: $\gtrsim 10$ GHz

While deep continuum studies aimed at measuring the star formation properties of high- z galaxies at low frequencies (i.e. $\lesssim 2$ GHz) are not straightforward due to large variations in the amount of non-thermal radio emission, such studies at slightly higher frequencies (i.e. $\gtrsim 10$ GHz) are likely to be much more promising. In fact, it can be argued that deep radio continuum studies at these frequencies will provide the most accurate estimates for the star formation rate of high- z galaxies. So long as average galaxy magnetic fields do not exceed mG strengths, which seems unlikely given that at such high redshifts it is unclear how such strong fields could be seeded, the observed radio emission at $\gtrsim 10$ GHz should be dominated by thermal (free-free) radiation directly

associated with Lyman continuum photons emitted by newly formed massive stars.

In Figure 7 the expected observed-frame 10 GHz continuum flux densities of galaxies are plotted for a range of IR luminosities under the same assumptions that went into creating Figure 3 (see Table 2). Overplotted is the expected range in observed-frame 10 GHz flux density for the sources studied by Bouwens et al. (2007, 2008). It is shown that even at 10 GHz the same population of LIRGs, if they exist, should be detectable at all redshifts. Furthermore, it appears that the internal magnetic strength of a galaxy does not play as significant a role in a source's detectability since the thermal fraction at these frequencies is so large, and becomes increasingly so with redshift. This is illustrated in Figure 8 where the expected thermal fraction for observed 1.4 and 10 GHz flux densities is plotted as a function of redshift for galaxies having 10, 50 and 100 μG fields.

Observations at 10 GHz are dominated by thermal emission for $B \lesssim 100 \mu\text{G}$ beyond a redshift of ~ 2 . The same cannot be said for 1.4 GHz observations until the galaxy population being observed lies at a redshift of $z \gtrsim 5$. At 10 GHz, the radio emission from $z \gtrsim 5$ galaxies is likely to be $\gtrsim 80\%$ thermal emission. Therefore, it is believed that deep continuum surveys at $\gtrsim 10$ GHz may provide an excellent measure for the star formation activity in the highest redshift galaxies.

This conclusion will only be valid if there is a negligible amount of microwave emission associated with dust. While thermal emission from interstellar dust grains is negligible between 10 – 100 GHz, so called 'anomalous' dust emission, possibly arising from a population of ultrasmall, rapidly rotating grains with a non-zero electric dipole moment, may contribute significantly at microwave wavelengths (e.g. Draine & Lazarian 1998a,b; Ali-Haïmoud, Hirata, & Dickinson 2009). If significant, high-frequency radio observations would likely overestimate true star-formation rates. This occurrence would also require that the observed high- z galaxies have a significant amount of ultrasmall dust grains.

Comparing these observations with results from ALMA, which should be able to detect the peak FIR continuum emission from galaxies at similar high redshifts (i.e. $z \gtrsim 5$; Melchior et al. 2001), should help disentangle this issue and result in powerful star formation and AGN diagnostics. Such tools will be critical for aiding in the interpretation of deep SKA imaging surveys which, unlike ALMA, will be able to survey large areas of the sky relatively quickly. And, as previously stated, even if the dust content in typical galaxies at these early epochs is negligible such that their FIR continuum emission is invisible to ALMA, radio continuum emission will likely be the best means to identify such objects and quantify their star formation properties.

4.4. Other Physical Considerations

In the above presentation I have only considered variations to the observed IR/radio ratios which arise from an increase in the competition of energy-loss processes to primary CR electrons relative to synchrotron radiation. Alternatively, other physical processes may have their hand in driving systematic variations in a galaxy's IR/radio ratio, perhaps even keeping the correlation linear versus redshift fortuitously.

4.4.1. Implications for the Possible Size Evolution of Galaxies

It is possible that the suppression of a galaxy's non-thermal emission may not be as significant as previously suggested if the size of galaxies decrease with increasing redshift, resulting in larger values of U_B per unit star formation. For instance, Bouwens et al. (2004) suggest that the half-light radius of galaxies between $2 \lesssim z \lesssim 6$ follow an $r_{\text{hl}} \sim (1+z)^{-1}$ relationship. If true, the $U_{\text{CMB}} \propto (1+z)^4$ quenching of galaxy synchrotron emission is effectively reduced by a factor of $(1+z)^2$ for a constant magnetic field strength, and IC losses off the CMB will not be as significant for CR electrons. In this case such a strong departure from the canonical FIR-radio correlation may not be as easily seen. However, if galaxies do become more compact, the escape times for CR electrons to leave the galaxy will likely decrease resulting in a decrease to the observed synchrotron emission. And, if the ISM of such galaxies are typically clumpy, similar to local dwarf irregular galaxies, then escape times should decrease even more (e.g. Murphy et al. 2008).

For a random walk diffusion, the escape time is roughly proportional to l_{esc}^2 . Assuming that $l_{\text{esc}} \sim r_{\text{hl}} \sim (1+z)^{-1}$, the escape time will decrease as $(1+z)^{-2}$ which should compensate for the increase to U_B by that same factor. Furthermore, if these compact galaxies also host starbursts, advection out of each system due to a galactic wind may lead to even shorter escape times resulting in even larger IR/radio ratios at these early epochs. Therefore, even if galaxies are smaller at high- z , evolution in the FIR-radio correlation with redshift is still expected to be observed such that IR/radio should be larger with increasing z . Given that local starbursting galaxies follow the FIR-radio correlation, the suggestion for increased losses due to advection by galactic winds in such high- z systems would imply that they are different than starbursts observed locally.

4.4.2. Early Chemical Enrichment and the First Dust Grains

The FIR-radio correlation may also fail at high redshifts for a variety of reasons arising from differences in a galaxy's dust emission properties. For instance, IR/radio ratios should depart from the nominal value if dust is not present, the size distribution of grains take on a different form, or if the FIR emitting properties of dust grains are significantly different than in the local Universe. Currently, observations of quasars and luminous galaxies at high- z show that these systems contain large masses of dust (e.g. Wang et al. 2008). While it is unlikely that these dusty systems are the representative population at early epochs, it is worth noting that the dust contained in these very young systems does not appear to be exotic enough to move systems off of the FIR-radio correlation. For example, the $z = 6.42$ quasar (J1148+5251), which is plotted in Figure 6 using data taken from Beelen et al. (2006), has an estimated dust mass ranging between $2 \times 10^8 M_{\odot}$ (Dwek, Galliano, & Jones 2007) and $7 \times 10^8 M_{\odot}$ (Bertoldi et al. 2003). Dust-to-gas mass ratios are also found to be $\gtrsim 0.004$ which is similar to, or exceeding the, ~ 0.005 value of the Galaxy.

Using this QSO as an example, Draine (2009) states that SNe are likely responsible for producing both the

metals which compose grains, as well as supernovae-condensed dust to provide surface areas for grain growth. However, Draine (2009) also shows that the dust in these objects are not predominantly composed of SN dust, known to have different emitting properties than that of typical dust grains in normal star-forming galaxies. Rather, the bulk of the dust formed in these high- z galaxies is attributed to grain growth occurring more rapidly than grain destruction in the ISM, resulting in large dust masses that are already in place in galaxies 400 Myr after the first episode of star formation. This estimate assumes that star formation within galaxies began at $z = 10$. Given that the dust-to-gas ratios in these high- z galaxies do not appear significantly different than the Milky Way value, and that the grain formation process (i.e. *in situ*) is similar to that of normal star-forming galaxies in the local Universe (Draine 2009), it seems reasonable to believe that the FIR dust emission from these galaxies does not drive large variations in their IR/radio ratios relative to the expected variations in their radio continuum emission.

4.4.3. Effect of CR Electron Acceleration Efficiencies

The efficiency in which CRs are accelerated in SNRs plays a significant role in determining the synchrotron emissivity from galaxies. Furthermore, the distributed re-acceleration of CR electrons arising from external interactions such as ram pressure may add significant flux to the observed radio continuum from galaxies (e.g. Murphy et al. 2009c). The efficiency with which the initial energy of the SNe explosion is converted into kinetic energy depends on the relative importance of radiation and adiabatic losses. In systems having extremely dense ISM, the adiabatic phase of the supernovae expansion may be halted as it expands into the ambient medium, thus reducing the amount of energy lost to adiabatic expansion. It is possible that this extra energy could be, at least partially, used in the acceleration of CRs yielding a larger amount of synchrotron emission per unit star formation than in normal galaxies. For the SMGs, whose IR/radio ratios are systematically below the FIR-radio correlation by $\sim 2 - 3$ (see §4.2), this scenario does not appear to help explain their low ratios.

As an example, the modeling of Dorfi (1991, 2000) shows that the total acceleration efficiency for CRs increases from $\sim 0.15E_{\text{SN}}$ to $\sim 0.25E_{\text{SN}}$, where $E_{\text{SN}} = 10^{51}$ erg is the total explosion energy of the SNe, when the external ISM density is increased from $\sim 1 \text{ cm}^{-3}$ to $\sim 10 \text{ cm}^{-3}$. The ISM densities of starbursts are likely much larger, as with the case of the example where $n_{\text{ISM}} \sim 10^4 \text{ cm}^{-3}$ was assumed, thus the evolution of SNRs will likely be different and may work to increase the synchrotron emissivity in such galaxies through an increased efficiency in particle acceleration. However, unless SMGs host starbursts that are sufficiently different than those in local starbursting galaxies, which do not appear to exhibit such variations in their IR/radio ratios, this scenario alone might not be sufficient to explain their low IR/radio ratios. At present, more simulation work on this problem is needed.

4.4.4. Secondary Electrons and Positrons

So far synchrotron radiation arising for primary CR electrons accelerated in SNRs has been considered. CR

nuclei, which are accelerated in the same SNRs, will inelastically scatter off of the interstellar gas yielding π^0 particles that decay into secondary e^\pm 's and γ -rays, and π^\pm particles which will decay into secondary e^\pm 's and neutrinos. These secondary e^\pm 's will undergo the same energy-loss processes described in §2.1 and §2.2. At $\sim \text{GeV}$ energies the ratio of secondary/primary electrons in the Galaxy is roughly 2:1, and decreases to nearly 1:3 at $\sim 3 \text{ GeV}$ energies (Porter et al. 2008). The large secondary fraction arises from the fact that there are many more CR nuclei than electrons. Consequently, diffusion models suggest that $\sim 20\text{-}50\%$ of the diffuse GHz synchrotron emission in the Galaxy arises from secondaries. However, secondary particles are produced more diffusively than primary electrons, thus their synchrotron morphology should not show any coincidence with their sites of origin. Given that the FIR and radio images of galaxies are remarkably similar (e.g. Murphy et al. 2006, 2008) argues that the secondaries likely contribute mostly near or around star-forming regions.

In the case of a starburst, having a much larger ISM density, the cross-section for collisions between CR nuclei and the interstellar gas is increased, thus increasing the number of e^\pm 's for a fixed primary nuclei/electron ratio which may actually dominate the diffuse synchrotron emission. Determining the contribution of additional synchrotron emission arising by an increased population of secondary e^\pm 's clearly goes beyond the scope of this paper, however the fact that this effect may play a role is noteworthy. The recently launched *Fermi* γ -ray observatory may help to shed some light on this topic.

4.4.5. Variations in the Initial Mass Function

While star-forming galaxies are currently thought to be responsible for completely reionizing the intergalactic medium (IGM) by $z \sim 6$ (e.g. Becker et al. 2001; Fan, Carilli, & Keating 2006), the ionizing flux arising from star formation in Lyman break galaxies at similar redshifts (Bouwens et al. 2007, 2008) appears to fall a factor of $\gtrsim 6$ below the minimum value required to maintain an ionized IGM for a given clumping factor and escape fraction under the assumption of a Salpeter stellar initial mass function (IMF). Chary (2008) has shown that this discrepancy can be reconciled by flattening the stellar IMF to have a slope of ~ -1.7 if reionization occurred at $z = 9$. The idea of a top heavy IMF at these epochs does not seem completely inappropriate given that low metallicity environments will favor the production of more high-mass stars. In this case, one expects there to be both more SNe, increasing the amount of non-thermal synchrotron emission, as well as an increase to the ionizing photon rate per baryon, leading to an increase in the thermal radio continuum emission. It is worth noting that only a few SNe are required to enrich a galaxy from primordial values to a few tenths solar metallicity, thus most galaxies observed with ages larger than a dynamical timescale are not likely to be that metal poor (e.g. Wiersma et al. 2009; Yajima et al. 2009).

Using the results of Chary (2008), the ionizing photon rate for a stellar IMF having a slope of -1.7 is a factor of ≈ 1.7 times larger than that for a typical Salpeter IMF slope of -2.3 over a mass range of $1 - 200 M_\odot$. Similarly, for a given star formation rate, such a change to the slope of the stellar IMF should result in an in-

crease to the core collapse supernova rate by a factor of ≈ 2 (e.g. Madau, della Valle, & Panagia 1998). Thus, if the stellar IMF in these high redshift systems transitions to being top heavy, the results presented here should not be significantly affected as both the thermal and non-thermal radio continuum output should change by factors of $\lesssim 2$. In the case that there is a significant amount of dust in these high- z systems, and assuming that their non-thermal radio continuum emission is completely suppressed by the additional IC losses to CR electrons by the CMB, their IR/radio ratios should still remain similar for a varying IMF given that both the FIR and thermal radio emission are directly proportional to the ionizing photon rate. However, since the increase to the ionizing photon rate will translate into an increase to the thermal radio emission, careful analyses of radio source counts at these redshifts, along with comparison between rest-frame UV studies, may help to illuminate possible variations to the stellar IMF.

5. SUMMARY

In this article I have put together a predictive analysis for the expected evolution of the FIR-radio correlation versus redshift arising from variations in the CR electron cooling time-scales as IC scattering off of the CMB becomes increasingly important. As a result, I have looked at how discrepancies between observed and predicted IR/radio ratios can be used to characterize the magnetic field properties of galaxies at high- z , where the application of other observational indicators are extremely difficult. In doing so, I have also looked at the value of deep radio continuum surveys in studies of star formation at high- z , particularly in the context of the SKA. My findings can be summarized as follows:

1. Deep radio continuum observations at frequencies $\gtrsim 10$ GHz using next generation facilities like the SKA will likely provide the most accurate measurements for the star formation rates of normal galaxies at high z . The non-thermal emission from such galaxies should be completely suppressed due to the increased IC scattering off of the CMB leaving only the thermal (free-free) emission detectable; this situation may be complicated if ‘anomalous’ microwave emission from spinning dust grains (e.g. Draine & Lazarian 1998a) in such systems is not negligible.
2. For normal star-forming galaxies to remain on the local FIR-radio correlation at high redshifts requires extraordinarily large magnetic field strengths to counter IC losses from the CMB. For example, the magnetic field of a $z \sim 6$ galaxy must be $\gtrsim 500 \mu\text{G}$ to obtain a nominal IR/radio ratio. Thus, galaxies which continue to lie on the FIR-radio correlation at high- z , such as the sample of

radio-quiet QSO’s, most likely have radio output which is dominated by an AGN, or the physics at work is simply unknown.

3. The average IR/radio ratio among a sample of $z \sim 2.2$ SMGs is consistent with that for a sample of $z \sim 4.4$ SMGs. This is in strike contrast with the factor of ~ 3 increase expected due to the increase in energy losses to CR electrons from IC scattering off of the CMB between these two redshifts. While this comparison suffers from low number statistics, it suggests that either the star formation driven IR and/or radio continuum emitting properties of these two populations of SMGs are different, or that AGN dominate the radio output of both of them. Simply assuming that their magnetic field strengths are significantly large (i.e. $\gtrsim 300 \mu\text{G}$) is problematic since, in the presence of such strong fields, CR electrons emitting at GHz frequencies will cool primarily by ionization and bremsstrahlung processes rather than by synchrotron radiation which should lead to large IR/radio ratios unless other physics is at work.
4. To detect typical LIRGs ($L_{\text{IR}} \gtrsim 10^{11} L_{\odot}$) at all redshifts will require nJy sensitivities at GHz frequencies, specifically a 5σ point-source sensitivity of ≈ 20 nJy (i.e. $\sigma_{\text{RMS}} \approx 4$ nJy). Thus, for the SKA to achieve this sensitivity for a reasonably long (300 hr) integration necessitates that $A_{\text{eff}}/T_{\text{sys}} \sim 15000 \text{ m}^2 \text{ K}^{-1}$. At this sensitivity, the SKA will be sensitive to all galaxies forming stars at $\sim 25 M_{\odot} \text{ yr}^{-1}$. This includes a significant amount of sources included in the UV luminosity function work of Bouwens et al. (2007, 2008) between $4 \lesssim z \lesssim 9$.
5. Deviations in the IR/radio ratios of normal star-forming galaxies at high redshifts will likely provide one of the only ways to put constraints on the existence and strength of magnetic fields in the early Universe. For instance, if one knows the radio spectral index, galaxies with magnetic fields $\lesssim 50 \mu\text{G}$ should be easily identifiable once beyond a redshift of $\gtrsim 4$ as their IR/radio ratios should be a factor of $\gtrsim 4$ larger than the nominal value, on average.

I would like to thank Joe Lazio for initially suggesting this study, as well as the rest of the organizers of ‘‘The Community Workshop on High-Dynamic Range Imaging Continuum’’ held in Cape Town, South Africa during February, 2009. I am also extremely grateful to George Helou, Jim Condon, Rainer Beck, Ranga-Ram Chary, Troy Porter, and Brian Lacki for stimulating discussions which greatly helped improve the quality of the paper.

REFERENCES

- Alexander, D. M., Bauer, F. E., Chapman, S. C., Smail, I., Blain, A. W., Brandt, W. N., & Ivison, R. J. 2005, *ApJ*, 632, 736
 Ali-Haïmoud, Y., Hirata, C. M., & Dickinson, C. 2008, *MNRAS*, 395, 1055
 Appleton, et al. 2004, *ApJS*, 154, 147
 Arshakian, T. G., Beck, R., Krause, M., & Sokoloff, D., 2009, *A&A*, 494, 21
 Beck, R., Brandenburg, A., Moss, D., Shukurov, A., & Sokoloff, D. 1996, *ARA&A*, 34, 155
 Beck, R., Poezd, A. D., Shukurov, A., & Sokoloff, D. D. 1994, *A&A*, 289, 94
 Beck, R. & Golla, G. 1988, *A&A*, 191, L9
 Beck, R. & Krause, M. 2005, *Astron. Nachr.*, 326, 414

- Becker, J.K., Biermann, P.L., Dreyer, J., & Kneiske, T.M. 2009, *A&A*, in press (arXiv:0901.1175)
- Becker, R.H., et al. 2001, *AJ*, 122, 2850
- Beelen, A., Cox, P., Benford, D. J., Dowell, C. D., Kovács, A., Bertoldi, F., Omont, A., & Carilli, C. L. 2006, *ApJ*, 642, 694
- Bell, E. F. 2003, *ApJ*, 586, 794
- Bernet, M. L., Miniati, F., Lilly, S. J., Kronberg, P. P., & Dessauges-Zavadsky, M. 2008, *Nature*, 454, 302
- Bertoldi, F., Carilli, C. L., Cox, P., Fan, X., Strauss, M. A., Beelen, A., Omont, A., & Zylka, R. 2003, *A&A*, 406, L55
- Biermann, P. L. & Strom, R. 1993, *A&A*, 275, 659
- Bouwens, R. J., Illingworth, G. D., Blakeslee, J. P., Broadhurst, T. J., & Franx, M. 2004, *ApJ*, 611, L1
- Bouwens, R. J., Illingworth, G. D., Franx, M., & Ford, H. 2007, *ApJ*, 670, 928
- Bouwens, R. J., Illingworth, G. D., Franx, M., & Ford, H. 2008, *ApJ*, 686, 230
- Cannon, J. M., et al. 2005, *ApJ*, 630, L37
- Cannon, J. M., et al. 2006, *ApJ*, 647, 293
- Capak, P. et al. 2008, *ApJ*, 681, L53
- Carilli, C. L. et al. 2008, *ApJ*, 689, 883
- Carilli, C. L. et al. 2004, *AJ*, 128, 997
- Chary, R.-R. 2008, *ApJ*, 680, 32
- Chary, R.-R. & Elbaz, D. 2001, *ApJ*, 556, 562
- Chevalier, R.A. 1974, *ApJ*, 188, 501
- Condon, J.J. 1992, *ARA&A*, 30, 575
- Condon, J.J. 2009, "Sensitive Continuum Survey with the SKA: Goals and Challenges," SKA Memo #114
- Condon, J.J. & Yin, G. 1990, *ApJ*, 357, 97
- Coppin, K. et al. 2009, *MNRAS*, 395, 1905
- Cox, D. P. 2005, *ARA&A*, 43, 337
- Crutcher, R. M. 1999, *ApJ*, 520, 706
- Daddi, E., Dannerbauer, H., Krips, M., Walter, F., Dickinson, M., Elbaz, D., & Morrison, G. E. 2009a, *ApJ*, 695, L176
- Daddi, E. et al. 2009b, *ApJ*, 694, 1517
- Dahlem, M., Lisenfeld, U., & Golla, G. 1995, *ApJ*, 444, 119
- Dale, D. A. & Helou, G. 2002, *ApJ*, 576, 159
- de Jong, T., Klein, U., Wielebinski, R., & Wunderlich, E. 1985, *A&A*, 147, L6
- Dorfi, E. A. 1991, *A&A*, 251, 597
- Dorfi, E. A. 2000, *Ap&SS*, 272, 227
- Draine, B. T. & Lazarian, A. 1998a, *ApJ*, 494, L19
- Draine, B. T. & Lazarian, A. 1998b, *ApJ*, 508, 157
- Draine, B. T. 2009, to appear in *Cosmic Dust – Near and Far*, ed. Th. Henning, E. Grun, & J. Steinacker (arXiv:0903.1658)
- Dwek, E., Galliano, F., & Jones, A.P. 2007, *ApJ*, 662, 927
- Elbaz, D., et al. 2002, *A&A*, 384, 848
- Fan, X., Carilli, C.L., & Keating, B. 2006, *ARA&A*, 44, 415
- Ferrière, K. 2001, *Rev. Mod. Phys.*, 73, 1031
- Frayser, et al. 2006, *AJ*, 131, 250
- Garcia-Munoz, M., Mason, G. M., & Simpson, J. A. 1977, *ApJ*, 217, 859
- Garrett, M. A. 2002, *A&A*, 384, L19
- Giavalisco, M. 2002, *ARA&A*, 40, 579
- Ginzburg, V. L., Khazan, Ya. M., & Ptuskin, V. S. 1980, *Ap&SS*, 68, 295
- Goldader, J. D., Meurer, G., Heckman, T. M., Seibert, M., Sanders, D. B., Calzetti, D., & Steidel, C. C. 2002, *ApJ*, 568, 651
- Gruppioni, C., Pozzi, F., Zamorani, G., Ciliegi, P., Lari, C., Calabrese, E., Franca, F. La, Matute, I. 2003 *MNRAS*, 341, 1
- Helou, G. & Bica, M. D. 1993, *ApJ*, 415, 93
- Helou, G., Soifer, B. T., & Rowan-Robinson, M. 1985, *ApJ*, 298, L7
- Heesen, V., Beck, R., Krause, M., & Dettmar, R.-J. 2009, *A&A*, 494, 563
- Hippelein, H., Haas, M., Tuffs, R. J., Lemke, D., Stickel, M., Klaas, U., & Völk, H. J. 2003, *A&A*, 407, 137
- Hoernes, P., Berkhuijsen, E. M., & Xu, C. 1998, *A&A*, 334, 57
- Hughes, A., Wong, T., Ekers, R., Staveley-Smith, L., Filipovic, M., Maddison, S., Fukui, Y., & Mizuno, N. 2006, *MNRAS*, 370, 363
- Jones, F. C., Lukasiak, A., Ptuskin, V., & Webber, W. 2001, *ApJ*, 547, 264
- A. Karim et al. 2009, *ApJ*, in preparation
- Kennicutt, R. C. Jr., et al. 2003, *PASP*, 115, 928
- Kennicutt, R. C. Jr. 1998, *ARA&A*, 36, 189
- Knudsen, K.K., Kneib, J.-P., Richard, J., Petitpas, G., & Egami, E. 2009, *ApJ*, submitted.
- Kronberg P. P., Bernet M. L., Miniati F., Lilly S. J., Short M. B., & Higdon D. M., 2008, *ApJ*, 676, 70
- Kovács, A., Chapman, S. C., Dowell, C. D., Blain, A. W., Ivison, R. J., Smail, I., & Phillips, T. G. 2006, *ApJ*, 650, 592
- Kulsrud, R. M., Cen, R., Ostriker, J. P., & Ryu, D. 1997, *ApJ*, 480, 481
- Le Floch, E., et al. 2005, *ApJ*, 632, 169
- Lisenfeld, U., Dahlem, M., & Ehle, M. 2004, in *How does the Galaxy Work? A Galactic Tertulia with Don Cox and Ron Reynolds*, ed. E. J. Alfaro, *Astrophysics and Space Science Library*, 315, (Dordrecht: Kluwer) 75
- Longair, M. S. 1994, *High Energy Astrophysics* (2nd ed.; Cambridge: Cambridge Univ. Press)
- Magnelli, B., Elbaz, D., Chary, R.R., Dickinson, M., Le Borgne, D., Frayer, D.T., & Willmer C.N.A. 2009, *A&A*, 496, 57
- Madau, P., della Valle, M., & Panagia, N. 1998, *MNRAS*, 297, L17
- Marsh, K. A. & Helou, G. 1995, *ApJ*, 445, 599
- Maurin D., Donato F., Taillet R., & Salati P. 2002, *ã*, 394, 1039
- Melchior A.-L., Combes F., Guiderdoni B., & Hatton S., 2001, in Pilbratt G. L., Cernicharo J., Heras A. M., Prusti T., Harris R., eds, *ESA, SP-460: The Promise of the Herschel Space Observatory*, ESA, Noordwijk, p. 467
- Meurer, G. R., Heckman, T. M., & Calzetti, D. 1999, *ApJ*, 521, 64
- Michel, F. C. & Yahil, A. 1973, *ApJ*, 179, 771
- Moskalenko, I. V., Strong, A. W., Ormes, J. F., & Potgieter, M. S. 2002, *ApJ*, 565, 280
- Murphy E. J., et al. 2006, *ApJ*, 638, 157
- Murphy E. J., Helou, G., Kenney, J.D.P., Armus, L., & Braun, R. 2008 *ApJ*, 678, 828
- Murphy E. J., Chary, R.-R., Alexander, D. M., Dickinson, M., Magnelli, B., Morrison, G., Pope, A., & Teplitz, H.I. 2009a, *ApJ*, 698, 1380
- E.J. Murphy et al. 2009b, *ApJ*, in preparation
- Murphy, E. J., Kenney, J. D. P., Helou, G., Chung, A., & Howell, J.H. 2009c, *ApJ*, 694, 1435
- Neugebauer, G. et al. 1984, *ApJ*, 278, L1
- Niklas, S. 1997, *A&A*, 322, 29
- Niklas, S. & Beck, R. 1997, *A&A*, 322, 54
- Niklas, S., Klein, U., & Wielebinski, R. 1997, *A&A*, 322, 19
- Owen, F. & Morrison, G., 2008, *AJ*, 136, 1889
- Parker, E. N. 1966, *ApJ*, 145, 811
- Porter, T. A., Moskalenko, I. V., Strong, A. W., Orlando, E., & Bouchet, L. 2008, *ApJ*, 682, 400
- Pudritz, R. E. & Silk, J. 1989, *ApJ*, 342, 650
- Rebusco, P., Churazov, E., Böhringer, H., & Forman, W. 2005, *MNRAS*, 359, 1041
- Reddy, N. A., Steidel, C. C., Fadda, D., Yan, L., Pettini, M., Shapley, A. E., Erb, D. K., & Adelberger, K. L. 2006, *ApJ*, 644, 792
- Rees, M. J. 1987, *QJRAS*, 28, 197
- Robishaw, T., Quataert, E., & Heiles, C. 2008, *ApJ*, 680, 981
- Roediger, E., Brüggem, M., Rebusco, P.; Böhringer, H., & Churazov, E. 2007, *MNRAS*, 375, 15
- Roussel, H., Helou, G., Beck, R., Condon, J. J., Bosma, A., Matthews, K., & Jarrett, T. H. 2003, *ApJ*, 593, 733
- Ruzmaikin, A. A., Sokoloff, D. D., Shukurov, A. M. 1988, *Nature*, 336, 341
- M.T. Sargent et al. 2009, *ApJ*, in preparation
- Schinnerer E., et al. 2007, *ApJS*, 172, 46
- Shapley A. E., Steidel C. C., Pettini M., & Adelberger K. L., 2003, *ApJ*, 588, 65
- V. Smolčić et al. 2009, *ApJ*, in preparation
- Thompson, T. A., Quataert, E., Waxman, E., Murray, N., & Martin, C. L. 2006, *ApJ*, 645, 186
- Valiante, E., Lutz, D., Sturm, E., Genzel, R., Tacconi, L. J., Lehnert, M. D., & Baker, A. J. 2007, *ApJ*, 660, 1060
- Wang, R., et al. 2008, *AJ*, 134, 617
- Wiersma, R.P.C., Schaye, J., Theuns, T., Dalla Vecchia, C., & Tornatore, L. 2009, *MNRAS*, in press (arXiv:0902.1535)
- Windhorst, R. A., Cohen, S. H., Hathi, N. P., Jansen, R. A., & Ryan, R. E. 2008, *AIP Conf. Proc.* 1035, *The Evolution of Galaxies Through the Neutral Hydrogen Window* (New York: AIP), 318
- Xu, C., Klein, U., Meinert, D., Wielebinski, R., & Haynes, R. F. 1992, *A&A*, 257, 47
- Yajima, H., Umemura, M., Mori, & M., Nakamoto, T., 2009, *MNRAS*, in press (arXiv:0906.1658)
- Yun, M. S., Reddy, N. A., & Condon, J. J. 2001, *ApJ*, 554, 803