

NBER WORKING PAPER SERIES

THE GOLD STANDARD AS A 'GOOD
HOUSEKEEPING SEAL OF APPROVAL'

Michael D. Bordo
Hugh Rockoff

Working Paper 5340

NATIONAL BUREAU OF ECONOMIC RESEARCH
1050 Massachusetts Avenue
Cambridge, MA 02138
November 1995

Paper prepared for the Economic History Association Annual Meetings, September 8-10, 1995. Chicago, Illinois. This paper is part of NBER's research program in the Development of the American Economy. Any opinions expressed are those of the authors and not those of the National Bureau of Economic Research.

© 1995 by Michael D. Bordo and Hugh Rockoff. All rights reserved. Short sections of text, not to exceed two paragraphs, may be quoted without explicit permission provided that full credit, including © notice, is given to the source.

THE GOLD STANDARD AS A 'GOOD
HOUSEKEEPING SEAL OF APPROVAL'

ABSTRACT

In this paper we argue that adherence to the gold standard rule of convertibility of national currencies into a fixed weight of gold served as a 'good housekeeping seal of approval' which facilitated access by peripheral countries to foreign capital from the core countries of western Europe. We survey the historical background of gold standard adherence in the period 1870-1914 by nine important peripheral countries. The sample includes the full range of commitment to the gold standard from continuous adherence, through intermittent adherence, to non-adherence. Evidence on the pattern of long-term government bond yields suggests that long-term commitment to the gold standard mattered even when bonds were denominated in gold: countries that remained on gold throughout the classical era were charged lower rates than countries that had a mixed record of adherence. Estimation of a model analogous to the CAPM, using the differential between peripheral country rates and UK rates augmented by a list of 'fundamentals' and a dummy variable to capture gold standard adherence, reveals that capital markets attached significant weight to gold standard adherence. Countries with poor adherence records were charged considerably more than those with good records, enough to explain the determined effort to stay on gold made by a number of capital importing countries.

Michael D. Bordo
Department of Economics
Fisher Hall
Princeton University
Princeton, NJ 08544-1021
and NBER

Hugh Rockoff
Department of Economics
Rutgers University
College Avenue Campus
New Brunswick, NJ 08903-5055
and NBER

The Gold Standard as a 'Good Housekeeping Seal of Approval'**

1. Introduction

The global economy in its present form emerged in the half century before World War I. That 'golden age' was characterized by massive interregional flows of capital, labor and goods. It was also an era when most nations adhered to (or attempted to adhere to) the gold standard rule of convertibility of national currencies into a fixed weight of gold. Common adherence to gold convertibility in turn linked the world together through fixed exchange rates. In this paper we argue that adherence to the gold standard also served as 'a good housekeeping seal of approval' which facilitated access by peripheral countries to capital vital to their development from the core countries of western Europe.

We view the gold standard as a contingent rule or a rule with escape clauses. Members were expected to adhere to convertibility except in the event of a well understood emergency such as a war, a financial crisis, or a shock to the terms of trade. Under these circumstances, temporary departures from the rule would be tolerated on the assumption that once the emergency passed, convertibility at the original parity would resume (Bordo and Kydland, 1995).

It is well known that a number of core countries (England, France and Germany as well as several other developed Western European countries) adhered to this rule before 1914, and that even a number of developing peripheral countries also did so (Canada, Australia, U.S.), or attempted to do so (Argentina, Brazil, Chile), or "shadowed" the performance of the gold standard (Italy, Spain, Portugal) (Bordo and Schwartz, 1994).¹ One possible reason for faithful adherence to the rule, is that adherence

*We owe an immense debt to our research assistant Zhongjian Xia who went beyond the usual duties to make valuable contributions to the analysis in the paper. For helpful suggestions we would like to thank Ehsan Choudhri, Michael Edelstein, Peter Kenen, Bruce Mizrach, Lawrence Officer, Angela Redish, Anna Schwartz, Hiroki Tsurumi and participants at the International Economics Seminar at Princeton University. For providing us with data we are also indebted to: Eliana Cordoso, Rudiger Dornbusch, Jaime Reis, Fernando Santos, and Franco Spinelli.

¹There is a debate about whether the United States should be treated as a core or peripheral country. Those who view it as a peripheral country do so for two reasons: first, because it was a net capital importer and hence more like Australia and Canada than the core countries that provided the capital; second, because the silver agitation and legislation of 1878 and 1890 threatened the convertibility of the U.S. currency into gold Eichengreen (1992), Giovanni (1993), Grilli (1990). The view that the U.S. was a core country stresses three reasons: first, the United States was wealthier and more populous than the U.K. and certainly than France or Germany; second, the U.S. was a capital exporter as well as an importer in the late nineteenth century, and by 1914 it was a net capital exporter; and third, the silver threat was temporary and convertibility was never suspended. Therefore, the United States by the end of the nineteenth century, a colossus on the world stage, belongs in the core (Bordo and Schwartz, [1994], Morgenstern [1959]). For purposes of this paper, because we are focusing on the determinants of capital flows from the mature economies of western Europe to countries of new settlement (as well as other developing countries) we include the United States with the other peripheral countries. Nevertheless, in terms of its role as a player in the international monetary system we view it as part of

provided improved access to capital vital to development. This point, we believe, has been strangely neglected. It explains why countries were so determined to adhere to gold even when doing so involved substantial costs: faithful adherence significantly lowered the cost of loans from metropolitan Europe. Thus, 'the goodhousekeeping seal' provides an alternative to traditional explanations for the popularity of the gold standard that turn on internal differences between creditors and debtors, or even on irrational prejudices in favor of gold.

If adherence to the rule was evidence of financial probity -- like 'the good housekeeping' seal of approval -- it would signal that a country followed prudent fiscal and monetary policies and would only temporarily run large fiscal deficits in well understood emergencies. Moreover, monetary authorities then could be depended on to avoid defaulting on externally held debt, a signal to lenders in London and other metropolitan areas that the groups in power observed standards of financial rectitude.

In many cases loans were made with gold clauses, or were sterling denominated, to minimize currency risk. But there still would be risk of abrogation of the gold clauses or of total default on the debt, which would be reflected in a country risk premium on the loan.² Moreover, in a world of asymmetric information, a credible commitment to the gold standard rule would provide a signal to lenders of the costs borrowers would be willing to bear to avoid default, and hence would circumvent the aversion to lending imposed by asymmetric information (Stiglitz and Weiss, 1981).

In section 2, we define the concept of the gold standard as a contingent rule and as a credible commitment mechanism to serve as 'the good housekeeping seal of approval.' Section 3 surveys the historical background of gold standard adherence in the period 1870-1914 by nine important peripheral countries. In section 4 we discuss the data and methodology for a test of 'the good housekeeping seal of approval' hypothesis. Section 5 presents the results for the nine countries. The evidence suggests that in most cases successful adherence to gold significantly improved the terms at which peripheral countries could borrow from the core countries. Finally section 6 concludes with some lessons from history.

2. The Gold Standard as a 'Good Housekeeping Seal of Approval'

2.1 The Gold Standard as a Commitment Mechanism

Traditionally, a monetary rule such as the gold standard (or other specie standards such as silver or bimetallism) by causing a nation's money supply to vary automatically with the balance of payments, was deemed to be superior to entrusting policy to the discretion of well-meaning monetary authorities

the core.

²Frankel (1993) and Frankel and Okungwu (1995) decompose interest differentials between emerging and developed countries into a country risk premium and a currency risk premium. In our empirical work, in the absence of data suitable to measure expectations of change in exchange rates and hence to account for the currency risk premium, we use to the extent available to us, gold denominated securities to account for the country risk premium.

(Simons, 1951).³ In contrast to this view, which stresses both impersonality and automaticity, we adopt the approach to rules in the recent literature on the time inconsistency of monetary and fiscal policy (Kydland and Prescott, 1977). A rule then serves as a credible commitment mechanism binding policy actions over time.

According to this approach, adherence to the fixed price of gold served as a credible precommitment mechanism to prevent governments from following the otherwise time inconsistent policies of creating surprise fiduciary money issues in order to capture seigniorage revenue, or defaulting on outstanding debt (Bordo and Kydland, 1995; Giovaninini, 1993). On this basis, adherence to the gold standard rule before 1914 enabled many countries to avoid the problems of high inflation and stagflation that troubled the late twentieth century.

The simplest example of how a commitment mechanism operates is in a modern closed economy where monetary authorities attempt to maintain full employment and zero inflation. Assume the monetary authority has announced at the beginning of the year a rate of monetary growth consistent with zero inflation. Assume further that the public believes the announcement and it is incorporated into wage bargaining and other contracts which are binding over the year. In this circumstance, the authorities, in the absence of precommitment, have an incentive to create a monetary surprise (follow an expansionary monetary policy) to reduce unemployment (stimulate the economy) or to capture seigniorage revenue. However, the public, with rational expectations, will incorporate the government's actions into their behavior and in the next year, when new contracts are formed, will demand higher wages and prices. This will in turn lead to higher inflation and a return to the original level of employment and economic activity. In addition, desired real cash balances will decline reducing the tax base for seigniorage. A credible precommitment mechanism, such as a rule which prevents the authorities from altering monetary growth from its preannounced path, by preventing the government from cheating, can preserve long-run price stability (Barro and Gordon, 1983).

A second example is in the use of fiscal policy. Governments use debt finance to smooth tax revenues over time. When faced with unusual government expenditures such as in wartime, it is more efficient to sell bonds than to impose higher taxes which can reduce work effort. The debt is issued on the assumption that taxes will be raised once the emergency is passed in order to service and reduce the debt. In this context, a time inconsistent fiscal policy would be to impose a capital levy or to default on the debt, once the public has purchased it. Following such a policy would capture additional resources

³The Currency School in England in the early nineteenth century made the case for the Bank of England's fiduciary note issue to vary automatically with the level of the Bank's gold reserve ("The currency principle"). Such a rule was preferable (for providing price-level stability) to allowing the note issue to be altered at the discretion of the directors of the Bank (the position taken by the opposing Banking School). For a discussion of the Currency Banking School debate, see Viner (1937), Fetter (1965), and Schwartz (1987).

for the government in the present, but in the event of a future emergency would make it very difficult for the government to sell its bonds at favorable prices. A credible commitment mechanism can force the government to honor its outstanding debt.

The pledge to fix the price of a country's currency in terms of gold was just such a rule or commitment mechanism to prevent governments from following the previously mentioned practices. The rule defined a gold coin as a fixed weight of gold, called for example, one dollar. The monetary authority was then committed to keep the mint price of gold fixed through the purchase and sale of gold in unlimited amounts. Under the bimetallic system based on gold and silver which prevailed in most countries until the third quarter of the nineteenth century, the monetary authorities would define the weight of both gold and silver coins. Maintaining the bimetallic ratio fixed is a variant of the basic convertibility rule, since it is the fixed value of the unit of account that is the essence of the rule.⁴

The gold standard rule in the century before World War I can be viewed as a contingent rule, or a rule with escape clauses (Grossman and Van Huyck, 1988; DeKock and Grilli, 1989; Flood and Isard, 1989; Bordo and Kydland, 1995). The monetary authority maintains the standard -- keeps the price of the currency in terms of gold fixed -- except in the event of a well understood emergency such as a major war. In wartime it may suspend gold convertibility and issue paper money to finance its expenditures, and it can sell debt issues in terms of the nominal value of its currency, on the understanding that debt will eventually be paid off in gold. The rule is contingent in the sense that the public understands that the suspension will last only for the duration of the wartime emergency plus some period of adjustment, and that afterwards the government will adopt the deflationary policies necessary to resume payments at the original parity.⁵ Observing such a rule will allow the government to smooth its revenue from different sources of finance: taxation, borrowing, and seigniorage, (Lucas and Stokey, 1983; Mankiw, 1987).⁶

⁴As a rule in the traditional sense -- as an automatic mechanism to ensure price stability -- bimetallism may have had greater scope for automaticity than the gold standard because of the possibility of a switch from one metal to the other. See Friedman (1990).

⁵This description is consistent with a result from a model of Lucas and Stokey (1983), in which financing of wars is a contingency rule that is optimal. In their example, where the occurrence and duration of the war are uncertain, the optimal plan for the debt is not to service it during the war. Under this policy, people realize when they purchase the debt that it will be defaulted on in the event the war continues longer than expected.

⁶A case study comparing British and French finances during the Napoleonic Wars shows that Britain was able to finance its wartime expenditures by a combination of taxes, debt, and paper money issue--to smooth revenue; whereas France relied primarily on taxation. France relied on a less efficient mix of finance than Britain because she had used up her credibility by defaulting on outstanding debt at the end of the American Revolutionary War and by hyperinflating during the Revolution. Napoleon ultimately returned France to the bimetallic standard in 1803 as part of a policy to restore fiscal probity, but because

Examples of discretion -- breaches of the rule -- include postponement of resumption after the war and reasonable delay period had passed, and pegging to specie at a devalued parity. As a result, in the event of another war within memory of the previous one, the public would be less willing to absorb government debt, even if the situation were otherwise similar and the government proposed a reasonable delay.

It is crucial that the rule be transparent and simple and that only a limited number of contingencies be included. Transparency and simplicity avoided the problems of moral hazard and incomplete information (Canzoneri, 1985; Obstfeld, 1992), i.e. prevented the monetary authority from engaging in discretionary policy under the guise of following the contingent rule. In this respect a second contingency -- a temporary suspension in the face of a financial crisis, which in turn was not the result of the monetary authority's own actions, might also have been part of the rule. However, because of the greater difficulty of verifying the source of the contingency than in the case of war -- invoking the escape clause under conditions of financial crisis, or in the case of a shock to the terms of trade, a third possible contingency, would be more likely to create suspicion that discretion was the order of the day.

The gold standard contingent rule worked successfully for three 'core' countries (in the traditional sense) of the classical gold standard: Britain, France, and the U.S. (Bordo and Schwartz 1994). In all these countries the monetary authorities adhered faithfully to the fixed price of gold except during major wars. During the Napoleonic War and World War I for England, the Civil War for the U.S., and the Franco Prussian War for France, specie payments were suspended and paper money and debt were issued. But in each case, after the wartime emergency had passed, policies leading to resumption at the prewar parity were adopted.⁷ Indeed, successful adherence to the pre-World War I rule may have enabled the belligerents to obtain access to debt finance more easily in subsequent wars. In the case of Germany, the fourth 'core' country, no occasions arose for application of the contingent aspect of the rule before 1914. Otherwise, its record of adherence to gold convertibility was similar to that of the other

of the previous loss of reputation France was unable to take advantage of the contingent aspect of the bimetallic standard rule. See Bordo and White (1993).

⁷The behavior of asset prices (exchange rates and interest rates) during suspension periods suggests that market agents regarded the commitment to gold as credible. For the U.S. see Roll (1972) and Calomiris (1988), who present evidence of expected appreciation of the greenback during the American Civil War based on a negative interest differential between bonds that were paid in greenbacks and those paid in gold. Also, see Smith and Smith (1993) who demonstrate that movements in the premium on gold from the Resumption Act of 1875 until resumption was established in 1879 were driven by a credible belief that resumption would occur. For the case of Britain's return to gold in 1925, see Smith and Smith (1990), Miller and Sutherland (1992) and (1994). An application of the stochastic process switching literature suggests that the increasing likelihood that resumption would occur at the original parity gradually altered the path of the dollar-pound exchange rate towards the new ceiling, several months in advance of resumption.

three countries.

A number of peripheral countries also followed the rule. These included Canada and Australia, Sweden, The Netherlands, Switzerland and Japan. In marked contrast to this group are the countries of Southern Europe and Latin America. (See Table 1 for a chronology of adherence). For the Southern European countries, adherence to the gold standard was an important objective but, for most of them, difficult to achieve. Their experience of low money growth, of low fiscal deficits (with the principal exception of Italy), and of exchange rates that never drifted far from parity suggests that the rule was important (Bordo and Schwartz, 1994.) The Latin American countries suspended convertibility in wartime and also in the face of financial crises and terms of trade shocks. They usually returned to gold at a depreciated parity. Their experience was characterized by higher money growth rates, higher fiscal deficits and higher inflation rates than the other countries (Bordo and Schwartz, 1994). For them gold convertibility was the exception rather than the rule.

The gold standard rule originally evolved as a domestic commitment mechanism but its enduring fame is as an international rule. The classical gold standard emerged as a true international standard by 1880 following the switch by the majority of countries from bimetallism, silver monometallism, and paper to gold as the basis of their currencies, (Eichengreen, 1985). As an international standard, the key rule was maintenance of gold convertibility at the established par. Maintenance of a fixed price of gold by its adherents in turn ensured fixed exchange rates. The fixed price of domestic currency in terms of gold provided a nominal anchor to the international monetary system.

Recent evidence suggests that, indeed, exchange rates throughout the 1880 to 1914 period exhibited a high degree of fixity in the principal countries. Although exchange rates frequently deviated from par, violations of the gold points were rare (Officer, 1986), as were devaluations (Eichengreen, 1985).

According to the game theoretic literature, for an international monetary arrangement to be effective both between countries and within them, a time consistent credible commitment mechanism is required (Canzoneri and Henderson, 1991). Adherence to the gold convertibility rule provided such a mechanism. Indeed, Giovannini (1993) finds the variation of both exchange rates and short-term interest rates within the limits set by the gold points in the 1899-1909 period consistent with market agents' expectations of a credible commitment by the "core" countries to the gold-standard rule in the sense of this paper.⁸ In addition to the reputation of the domestic gold standard and constitutional provisions which ensured domestic commitment, adherence to the international gold-standard rule may have been enforced by other mechanisms (See Bordo and Kydland, 1995). These include: the operation of the rules

⁸Also see Officer (1993). His calculations of speculative bands (bands within which uncovered interest arbitrage prevails consistent with gold point arbitrage efficiency) for the interwar dollar sterling exchange rate show serious violations only in 1931, at the very end of the gold exchange standard.

of the game; the hegemonic power of England; central bank cooperation; and improved access to international capital markets -- the subject of this paper.

2.2 Access to capital as an enforcement mechanism

One of the enforcement mechanisms of the gold standard rule for peripheral countries was presumably access to capital obtainable from the core countries.⁹ To the extent that adherence to the gold standard served as a signal of good behavior we would expect to see countries which always adhered to gold convertibility to pay lower interest rates on loans contracted in London and other metropolitan centers than others with less consistent performance.

Our approach suggests that adherence to gold would affect the volume of capital attracted as well as the terms. However, we have been unable to assemble high enough quality data to tell us how much more capital flowed to good adherents because of their reputation for financial rectitude relative to others.¹⁰ An extensive earlier literature on capital flows (Ford [1962], Bloomfield [1968], Abramovitz [1973], Davis and Cull [1994], and Edelstein [1982]) focused on the determinants of long-term capital flows. They attempted to ascertain, whether 'pull factors' (higher expected rates of return) in the periphery or 'push factors' (poor investment prospects and higher savings rates) in the core, predominated. Our approach builds upon this earlier literature to the extent that we grant that the key determinants of capital flows are the traditional variables they utilized: the expected real rates of return in both countries, the levels of real activity, the terms of trade, and the phase of the business cycle: but in addition posits that adherence to the gold standard rule would have an incremental and significant impact.

3. The Record of Adherence to the Gold Standard

To assess evidence for the 'good housekeeping seal of approval' we examine the behavior of long-term bond yields for nine peripheral countries in the classical gold standard period 1870-1914. Our choice of countries was dictated partly by availability of the data and to give us a diverse sample reflecting four groups of countries. The groups include countries which always adhered to gold (Canada and Australia); countries which followed the contingent rule and temporarily suspended payments but

⁹In addition to developing countries seeking long-term capital countries also sought short-term loans, such as Japan, which financed the Russo-Japanese War of 1905-06 with foreign loans seven years after adopting the gold standard (Hayashi 1989).

¹⁰Virtually all of the available data on long term capital flows for the countries we consider (if it exists) is calculated as the difference between the current account and changes in international reserves. Little attempt is made to distinguish between invisible items, errors and omissions, or to adequately separate short-term from long-term capital movements. An alternative measure is capital calls on new issues in London (Davis and Cull, 1994). Preliminary investigation of the connection between capital calls and a number of fundamental determinants and gold standard adherence, for a subset of our sample of countries did not yield meaningful results.

returned to gold at the original parity (the United States, and Italy for part of the period); countries which, for the period with data available to us, did not adhere to gold but may have shadowed it (Portugal, Spain and Italy for part of the period); and countries which broke the gold standard rule by intermittently suspending payments and devaluing their currencies (Argentina, Brazil and Chile).

The chronology in Table 1 summarizes the adherence record until 1914 for each of the countries mentioned. In addition it shows the reasons for a change in monetary standard and an indication as to whether a country changed its parity when it returned to gold. A brief convertibility history of the nine countries follows. Also, figure 1 shows each country's exchange rate in terms of sterling relative to gold parity at the beginning of the period.

Canada adopted the gold standard in 1853. Although it experienced a sharp cyclical downturn in 1907-08, Canada did not suspend convertibility until 1914.

Australia adopted the gold standard in 1852. Despite severe banking problems in the 1890s, Australia did not suspend convertibility until July 1915 during World War I.

The United States Coinage Act of 1792 defined a bimetallic standard at a mint ratio of 15 to 1. In 1834 and again in 1837 the mint ratio was altered, remaining unchanged thereafter at 16 to 1. This ratio overvalued gold at the mint so that by 1849 the U.S. was on a defacto gold standard. The Civil War led to suspension of specie payments from 1862 through 1878. Despite contentious political opposition to deflation that resumption enforced, resumption to gold was achieved at the prewar parity on January 1, 1879, in line with the declaration of the Resumption Act of 1875. Apart from the silver threat to gold convertibility in the mid 1890s stemming from Populist agitation, convertibility in the U.S. was never in doubt from 1879 to 1914. It was preserved even during two banking panics in 1893 and 1907 when banks restricted payments.

In 1862 Italy adopted the bimetallic standard, although de facto the standard was gold. In 1865 Italy joined the Latin Monetary Union. Fiscal improvidence and war against Austria in 1866, however, ended convertibility (Fратиanni and Spinelli, 1984). Fiscal and monetary discipline was achieved by 1874, and exchange rate parity was restored. The government announced on March 1, 1883, that it would restore convertibility on April 12, 1884, but convertibility took place only in silver because silver was overvalued at the mint. Public finances then deteriorated and unlawful bank issues indicated an absence of monetary discipline. By 1894 Italy was back on a paper standard. Inconvertibility lasted until 1913. After a period of laxity ending by 1903, the government embraced fiscal and monetary rectitude as if it were on a gold standard, but did not formally resume (see figure 1) (Tonniolo 1990).

Although Spain adopted a bimetallic regime in April 1848, with a 16:1 ratio, only after the currency reform of 1868 that established the peseta as the monetary unit was the regime fully operative (Martin Acena, 1993). In 1868, following six reductions in the ratio, it was set at 15.5:1, as in the Latin Monetary Union (which Spain, however, did not join). With the fall in the market price of silver in the 1870s, the 15.5:1 ratio undervalued gold. Gold was driven out of circulation, and the gold reserves of

the Bank of Spain declined. A declining trade balance and capital outflows from 1881 to 1883 led Spain to end convertibility to avoid deflation.

Between 1888 and 1900 the peseta exchange rate depreciated, a budget deficit arose in every year but three from 1884 to 1899, money creation largely financed the war with Cuba in 1898-99, and Spanish prices until 1905 fell much less than world prices -- all factors hostile to resumption. After 1900 these factors mainly turned favorable to resumption, but it did not take place. Efforts by finance ministers to restore convertibility and adopt the gold standard before World War I foundered on the opposition of the Bank of Spain. Nevertheless, the behavior of the exchange rate and of both monetary and fiscal variables in this period suggest that Spain shadowed the gold parity rule (figure 1) (Martin Acena 1993).

Portugal had been on a bimetallic standard since the 1680s with de facto gold predominance alternating with de facto silver predominance. The decision to shift to a gold standard in 1854 was made because gold circulation was ample (Reis, 1992). The parity with the pound was unchanged from 1854 until 1891, a period during which there were no convertibility crises. Furthermore, the mint ratio the law established favored gold. All this came to a halt after an increase in the ratio of debt service payments to revenues, and government support of failing domestic enterprises clouded Portugal's reputation as a creditworthy nation. Suspension of convertibility in 1891 lasted until after World War I. However, from 1895 to 1914 Portugal pursued conservative fiscal and monetary policies as if it were shadowing the gold standard (see figure 1) (Macedo, 1995).

Gold convertibility in Argentina began in February 1867 after a failed attempt in 1863 (Cortes-Conde, 1989). Convertibility was suspended in May 1876 after several years of political unrest and rising government deficits. Although the exchange rate reached parity by 1881, resumption that year failed. Convertibility was restored in 1883 but lasted only until January 1885, at a time of financial crisis in Europe and following a period of expansionary fiscal policy. Inconvertibility thereafter until 1899 was associated with a lax fiscal policy leading to debt default in 1890 in the infamous Baring crisis. In 1899 convertibility was restored at the original parity of 5 gold pesos to the pound with the return to fiscal orthodoxy in 1896 and the establishment of a currency board. However, paper pesos which had been circulating since 1885 at a large discount relative to gold were frozen at 2.27 per gold peso, in effect a substantial devaluation (see figure 1). Argentina suspended convertibility in 1914 on the outbreak of war.

From 1808 onwards Brazil was on a bimetallic standard at the colonial ratio of 16:1. From then until 1846, when it was altered to favor gold, the ratio was changed three times. Gold convertibility was suspended in November 1857 in the wake of a banking crisis, and resumed in 1858. It was subsequently abandoned on several succeeding occasions, notably during the war with Paraguay (Pelaez and Suzigan, 1976). Suspension lasted for slightly more than a year in 1888-89. A republican revolution in November 1889 coincided with the ending of convertibility (Fritsch and Franco, 1992). In 1906 Brazil restored convertibility to prevent continued appreciation of the milreis exchange rate that was harmful to coffee and rubber exporters. In addition it created a Conversion Office with a limit set to its issue of convertible

notes at a newly-established parity. Convertibility ended at the outbreak of World War I.

Chile was on a bimetallic standard from 1818 to 1851; it then made a technical change in the mint ratio, but maintained the bimetallic standard until 1866, when it suspended. Although it resumed in 1870, by the end of 1874 with the fall in the price of silver, it was on a de facto silver standard. After bank runs in 1878 the authorities made bank notes inconvertible (Llona-Rodriguez, 1993).

For the next 17 years, Chile remained on a paper standard. The War of the Pacific (1879 - 1883) was financed by government note issues. The first attempt to return to a metallic standard was made in 1887, but it failed. An 8-month Civil War from January to August 1891 resulted in further monetary expansion and exchange rate depreciation. A second conversion law in November 1892 was strictly implemented and the exchange rate appreciated, but again the government responded to political discontent by issuing notes. The exchange rate thereupon depreciated. A new conversion law of February 11, 1895, set June 1 as the day for redemption of government notes, devalued the gold content of the peso, and authorized loans and sales of nitrate fields to accumulate a gold reserve. Following rumors of war with Argentina and a run on the banks in July 1898, the legislature ended convertibility and, to deal with the panic, bank notes were declared government obligations.

Thus our survey suggests a wide variance in adherence to the gold standard rule by peripheral countries. If the 'good housekeeping seal of approval' hypothesis has validity we would expect, other things equal, that the country risk premium on long term bond yields would be lowest for Canada and Australia, followed by the U.S. and Italy; then by Spain and Portugal, then by Argentina, Brazil and Chile. The next section considers the evidence.

4. Data, Models, and Econometric Methodology

4.1 Data

Our data consist of annual interest rate observations (typically government bond rates¹¹) and related variables, including: exchange rates, real income, fiscal deficits, and the money supply, for nine countries during the classical gold standard era. The nine countries, as noted above, were chosen with one eye on the availability of the data, and the other on the variety of experiences with the gold standard. The sample is divided into four groups of countries. The first group includes two countries that were always on gold, Australia and Canada. The second group includes two countries that observed the gold standard contingent rule in the sense that they abandoned convertibility in the face of an emergency such as a war, but returned to the original parity afterwards (the U.S., and Italy). Although, unlike the U.S. experience, Italy, after its second suspension in 1894, did not restore convertibility at the original parity but its exchange rate shadowed it. (see figure 1). The countries also differed on the reasons for departure

¹¹All the series used except for the U.S. were yields on national or federal government debt. For the U.S. we used a long-term corporate bond rate. Here we follow Friedman and Schwartz (1982, p. 120) who prefer this series because some U.S. long-term governments bore the circulation privilege, and because none were outstanding in some years.

(See Table 1). For the U.S. it was always a wartime emergency, for Italy it was lax fiscal policy. The third group consists of two countries (Spain and Portugal) which in the period before our data begin adhered to convertibility, but during our sample period did not do so. However, the performance of their exchange rates (see figure 1), and their inflation, money growth rates, and fiscal deficits (Bordo and Schwartz 1994) suggest that their policies shadowed gold. The final group includes countries that intermittently adhered to gold convertibility, but at altered parities (Argentina, Brazil and Chile). The appendix (available on request) gives full descriptions of the data and sources.

The interest rates are plotted in figures 2 through 7. Each figure shows the rate of return on representative long-term bonds for a particular country (or, to save space, two comparable countries) and, for comparison, the return on British consols. The period when a country was on the gold standard is shaded, except for Brazil where we use a cross-hatching to distinguish it from Argentina.

Interest rates for Canada and Australia, the only countries which stayed on the gold standard throughout 1870-1914 were generally quite close to the consol rate, especially after 1900, when a general convergence of foreign rates with the consol rate took place (figure 2).¹²

Of the two interest rates for the U.S. over the period 1870 to 1914, the higher rate from 1870 to 1878 is for gold bonds (bonds that promised interest and principal in gold before the U.S. returned to gold), the lower rate is for bonds that promised interest and principal in paper, the famous greenbacks (figure 3).¹³ At first glance it may seem strange that the gold rate is above the paper rate during a time of flexible exchange rates. The explanation is that gold was the depreciating currency. At the end of the Civil War the price of gold dollars in terms of greenback dollars was well above one, but this price was expected to fall, as it in fact did, until resumption of convertibility in 1879 at the rate of one greenback dollar per one gold dollar. The gold interest rate, in other words, had to be higher before redemption to compensate for the expected future loss on the conversion of gold into greenbacks. As can clearly be seen in figure 3 both the gold and paper rates lay well above the U.K. consol rate before resumption, and converged quite markedly thereafter.

Two rates for Italy, a gold rate and a paper rate were somewhat higher than the rates for

¹²One possible explanation for the similarity between the U.K. consol rate and the Australian and Canadian rates, in addition to our maintained hypothesis, is that after 1893 Dominion government securities were endowed with the status of "trustee investments" by the British government. This could be construed as a strong signal of their quality. See Havinden and Meredith (1993, pp. 88-90). We thank Shizuyu Nishimura for bringing this to our attention.

¹³The attempt to estimate gold rates and paper rates for the United States has a long history, going back at least to Irving Fisher (1930, pp. 401-03). Here we use recent estimates by Charles Calomiris (1985, pp. 137-43), although we also tried the estimates computed by Frederick Macaulay (1938, Table 19, pp. 217-218) in our regressions to see if it made a difference.

Australia, Canada, and the U.S. (figure 4).¹⁴ Also note that there is no decisive downward movement during the brief period in which Italy was officially on the gold standard. If anything, there is an upward trend during this interval.

Paper rates for Spain (beginning in 1883) and Portugal (beginning in 1891), after both countries had abandoned convertibility, appear to have been declining (figure 5). The Spanish rate, in particular, closes in on the consol rate after 1900 in much the same way as the Australian, Canadian, Italian, and U.S. rates.

The gold rate for Argentina (beginning in 1885) peaks with the 1890 Baring crisis. Brazil's rate begins in 1892. Both rates fell after 1900 when each country was on the gold standard (figure 6). But it is difficult to determine whether it was the result of adherence to gold or of some other factor that produced a general convergence of rates after 1900.

For Chile, the relationship between the London rate payable in gold and a domestic rate payable in paper differs from the U.S. cases. The paper rate is well above the gold rate, confirming our intuition that paper rates are higher because of the risk of a fall in the gold value of the currency. More telling is that the gold rate, although lower than the paper rate, is substantially higher than are the Australian, Canadian, U.S., and Italian gold rates. Simply promising to pay in gold was not enough to achieve the lowest international rates: country risk mattered even for gold bonds.

One phenomenon apparent in all the figures is convergence after 1900 of the long-term yields with the U.K. consol yield. One explanation is growing confidence in the safety of international investments (a decline in the market price of risk), produced in part by the general acceptance of the gold standard.¹⁵ But there may also have been other factors at work such as factor-price equalization reflecting the high degree of mobility of capital as well as labor during the "golden age" before 1914 (O'Rourke and Williamson, 1992).

Thus, a preliminary inspection of the long-term yields suggests that long-term commitment to the gold standard mattered, even when bonds were denominated in gold: countries that remained on gold throughout the classical era were charged lower rates than countries that had a mixed record of adherence. The evidence on the effect of short-term attachments to or departures from the gold standard, however, is less clear.

4.2 The Model

To explore these issues further we estimated regressions of the following form.

¹⁴The gold rate for Italy is the rate for long-term government bonds quoted in Paris. The rates for other countries in our sample were quoted in London.

¹⁵Friedman and Schwartz (1982, pp. 515-16) concluded that the decline in the difference between short-term interest rates in the United States and the United Kingdom after 1896 was the result of the resolution of concerns about the "free silver" movement in the United States.

$$(1) R_{it} - R_{UKt} = a_i + b_{1i}(\bar{R}_t - R_{UKt}) + b_{2i}dum_{it} + b_{3i}M_{i,t-1} + b_{4i}D_{i,t-1} + \epsilon_{it}$$

$$\epsilon_{it} = \rho_i\epsilon_{it-1} + \mu_{it}, \quad i = 1, 2, \dots, 9.^{16}$$

where,

R_{it} = the interest rate of country i in year t

R_{UKt} = the interest rate of the United Kingdom in year t

\bar{R}_t = the average of all rates in the sample at time t

dum_{it} = a dummy variable that takes the value 1 if country i is on the gold standard in year t

$M_{i,t-1}$ = the rate of growth of money less the rate of growth of real GNP in country i between $t-2$ and $t-1$, (Monetary Policy)

$D_{i,t-1}$ = the level of government expenditures less taxes divided by nominal GNP in country i in year $t-1$, (Fiscal Policy)

We use the average spread ($\bar{R}_t - R_{UKt}$) as our benchmark because our preliminary inspection of the data suggested that some sort of benchmark was needed to account for market wide rate fluctuations. One possible rationale for this benchmark is the Capital Assets Pricing Model (CAPM)¹⁷ On this analogy, \bar{R}_t is a proxy for the return on the efficient market portfolio (although, obviously, it is far removed from the variable prescribed by the theory) and R_{UKt} is a proxy for the risk free rate (perhaps not a bad proxy given the reputation of British consols). Thus, b_{1i} can be viewed as an analogue of beta, the measure of systematic risk in CAPM. Below we report results for an unweighted average \bar{R}_t and for an average weighted by a country's share of debt in the total issued by the sample countries and held by Britain in 1914.¹⁸ We also experimented with a GNP weighted average, but the results were unsatisfactory because the average was completely dominated by the U.S..

To test directly whether adherence to gold influences rates paid we include a dummy variable that takes the value one when a country is on the gold standard and zero when it is off. An on-off dummy is the simplest way to estimate the effects of adherence to gold but it may miss subtler, long-run effects.

¹⁶Durbin-Watson tests on OLS regressions for equation (1) always show significant positive autocorrelation in error terms. We assume that the error terms follow an AR(1) process.

¹⁷The CAPM was first developed in classic papers by Sharpe (1964) and Lintner (1965). Since then an enormous literature has grown up describing limitations, variants, and alternatives. Brennan (1992) is an accessible recent survey.

¹⁸The weights were Canada 22.8%, Australia 18.5, the United States 33.5, Italy .6, Spain .8, Portugal .4, Argentina 14.2, Brazil 6.6, and Chile 2.7 (Feis 1930 [1974], 23). Feis's estimates have been subject to considerable criticism. It is not clear, however, that there are superior alternatives for our purposes. Moreover, although London was the principal capital market during the era of the classical gold standard Paris was not far behind. In our sample the three southern European countries borrowed more in Paris than in London so the weights we use understate their role as borrowers in the world capital market.

For a country on the gold standard, but subject to political and economic upheaval, long-term interest rates might not be unusually low. Or, for a country off the gold standard because of a war, but expected shortly to resume, long-term interest rates might not be unusually high. In both cases a country's beta (b_{it}), may yield as much or more information as the gold dummy, because the beta reflects, we conjecture, long-term commitment.

The model also includes monetary and fiscal policy variables to test whether investors looked beyond adherence to gold to fundamentals that would determine the probability that a country would be unable to pay its debts or could do so only in a depreciated currency. Rapid growth of the stock of money relative to output, we conjectured, would raise the probability of a devaluation, and raise interest rates. (Although alternatively, in the short run, it would lower interest rates via the liquidity effect.) A large government deficit relative to national income, we conjectured, would raise interest. (Alternatively, a country charged a low interest rate might be encouraged to borrow more, creating a negative correlation.)¹⁹

We first estimated separate regressions for each bond in our sample using only the data for the country that issued the bond. These results are reported below. However, there are two problems with estimating separate equations for each country. First, the gold dummy cannot be included for those countries that were always on gold (Australia and Canada) or that were always off during our sample period (Portugal and Spain). With no change in the country's status, the effects of being on or off gold cannot be separated from the constant term in equation (1). Second, innovations in interest rates may be correlated across countries. Although estimates of (1) are consistent, even when each country is treated separately, a seemingly-unrelated-regressions (SUR) model which pools data for a number of countries increases the efficiency of our procedure.

We use a restricted SUR model that allows for autocorrelation and unequal numbers of observations. Our assumptions for the innovations are as follows.

$$(2) \quad \begin{aligned} \epsilon_{it} &= \rho_i \epsilon_{it-1} + \mu_{it}, & \mu_{it} &\sim (0, \sigma_i^2), \text{ for } i = 1, 2, \dots, 9 \\ E(\mu_{it} \mu_{jt^*}) &= \sigma_{ij}, & &\text{ if } t = t^* \\ E(\mu_{it} \mu_{jt^*}) &= 0, & &\text{ if } t \neq t^* \end{aligned}$$

That is, innovations in country i 's interest rate are first-order autocorrelated, and the innovations in the interest rates of country i and j are also correlated, provided there is an observation for both countries in that year.

We applied the SUR model separately to a sample including only gold bonds (seven countries) and only paper bonds (five countries) because we expected them to react differently to a country's

¹⁹The level of national debt, a variable we did not have, might have been a better measure of the creditworthiness of a country. But the interest payments on a burdensome debt should be reflected eventually in the fiscal deficit.

commitment to gold. We checked this division of the sample by applying the SUR model to two pooled samples that combined gold and paper bonds. One included one rate from each country, choosing the gold rate when it was available (seven gold rates and two paper rates); the other was a paper-weighted sample that included four gold rates and five paper rates. The results for these pooled regressions were similar to those reported below.

The coefficients on the gold dummy are restricted to be the same across countries. This allows information for those countries that are always on or off gold to be used. The coefficients on the fundamentals are also restricted to be the same across countries.

We used the following procedure to estimate the model:

- Step 1. We ran OLS regressions for the 9 countries.
- Step 2. The original data were transformed using the Cochrane-Orcutt method.²⁰
- Step 3. We ran OLS regressions on the transformed data and used the residuals to estimate the contemporaneous covariance, σ_{ij} .
- Step 4. The transformed data were then used in a SUR model, to produce final estimates of the coefficients of equation (1). We created an R^2 that is analogous to the one used with ordinary least square regressions, but the statistical properties of our analogue is unknown.

5. The Results

Tables 2 and 3 show individual country regressions with the sample divided into gold bonds and paper bonds.²¹ For each country we show two regressions: a pure "CAPM" regression, and a "CAPM"-plus-policy-variables regression. In most cases the improvement in the equations from adding the policy variables was marginal at best.

The results for the gold dummy for the gold bonds (Table 2) offer some support for our story. The coefficient is negative for 4 of the 5 countries and statistically significant in the case of Chile and the case of Italy when the "CAPM"-plus-policy-variables model is used. The gold dummy is marginally significant in the case of the U.S. These bonds, we should note, were payable in gold even when the ordinary currency of the country was not convertible into gold at a fixed rate. The higher price of gold bonds when the domestic currency was convertible presumably reflected the lower probability of some kind of national bankruptcy.

A stronger confirmation is provided by the beta coefficients. Almost all of the betas are highly statistically significant, except for one regression each in the cases of Brazil and Chile. The betas are substantially less than one for Canada and Australia, two countries that demonstrated considerable

²⁰The first observations were dropped because alternative procedures became extremely complicated.

²¹We include Australia and Canada with the countries issuing gold bonds because their currencies were convertible throughout the period.

commitment to gold. For the U.S., also a strong gold adherent, the beta equals one in the simple "CAPM" regression and was less than one in the augmented regression. At the other extreme, two countries with poor records of adherence, Argentina and Brazil, had very high betas as expected. In the case of Italy, which for a few years followed the gold standard contingent rule and for a longer period shadowed gold, the beta in the simple regression was close to that of the U.S. However, when the policy variables were added the beta was somewhat lower than we would have expected. This was also the case for Chile, although these equations were the least well-estimated in the gold sample.²²

For the paper bonds (table 3) none of the coefficients on the gold dummy are statistically significant at conventional levels. Again, however, the betas confirm the importance of long-term commitment. In this subsample the U.S. beta is well below one, a result consistent with its relatively high commitment. Italy, Spain, and Portugal, which shadowed gold, in general had higher betas, although the results were not uniform across specifications and countries. In the case of Chile, as with the gold bonds, the beta was somewhat lower than expected.

In general the OLS results are consistent with the 'good housekeeping' hypothesis, although there are some anomalies. Part of the problem may be the inefficiency of the OLS approach, and there is some evidence for this in the insignificant coefficients and low R^2 in some of the regressions. The pooled seemingly unrelated regressions presented in tables 4 and 5 below, we believe, address these issues.

Turning to the results for the unweighted gold bond sample, the gold dummy is negative and highly significant in both regressions. Moreover, the betas line up for the most part as expected. And most supportive of our hypothesis is that the betas for the three countries with poor adherence records were considerably higher than the others. The results for the sample in which the average rate was weighted by the shares in British overseas investment were quite similar to the regressions that use unweighted averages. The main exceptions are that the monetary policy variable is significant and the U.S. beta is somewhat higher than expected. The latter result may reflect the heavy weight of the U.S. in the weighted average.

Table 5 shows the pooled SUR regressions for the paper bond sample. The gold dummy is insignificant in the regressions that use the unweighted average interest rate, and significant in the regressions that use an average interest rate weighted by the shares of British overseas investment. However, the coefficients are half the size of those in the gold-bond sample.

One explanation is that the paper sample includes more temporary departures and returns to the gold standard that the market ignored, whereas the gold sample includes more cases of long-term commitment. It is also possible that paper and gold bonds appealed to different classes of investors, and that the more risk averse investors who insisted on gold bonds were more sensitive to whether a country was currently adhering to gold. Alternatively, the explanation may be that borrowers could effectively

²²This may reflect missing observations in a number of crisis periods.

price discriminate between domestic and foreign lenders.²³

As in the case of the gold-bond sample the betas in both unweighted cases lined up as expected. The only anomaly is Spain in the British-overseas-investment-weighted policy-variables regression where the beta is unusually low and insignificant.²⁴

In sum the pooled results provide strong support for the "good housekeeping seal." In both the pooled gold and pooled paper samples we find a similar correspondence between gold standard adherence (including shadowing) and low country risk as measured by the betas. In addition, the gold adherence dummy which may capture the impact of adherence not accounted for by the betas was negative and significant as predicted. Indeed, if we were to single out one number to represent our findings with respect to the significance of the gold adherence dummy it would be 40 basis points, approximately the coefficient of the gold dummy in the British-overseas-investment weighted regression (or in the current parlance the "haircut" charged for not being on gold.) In other words, all other things equal, the rate on a gold bond would be 40 basis points lower if the country were on the gold standard. Other factors, perhaps related to regional preferences, undoubtedly also played a role in determining the country-risk premia. But our analysis suggests that a willingness to commit to the discipline of the gold standard was an important determinant of the risk premia established in the London capital market.

5.1 The Bottom Line

Was it worthwhile for a country to adopt the gold standard to gain the seal of good (financial) housekeeping? Figures 8 and 9 illustrate the benefits. On the left in each figure, for comparison, is the average British consol rate over the years 1870-1914, our proxy for the risk free rate. Next to it are predicted rates for each country measured in percent. The countries are ranked from left to right in descending order according to their adherence to gold. Figure 8 shows the gold bonds, which were especially important because they were a major vehicle for the transmission of capital from the core to the periphery, and figure 9 the paper bonds. In each case we computed the predicted rate from the betas and gold dummy that we estimated and the average price of risk (the average return for the sample less the average consol rate) for the entire period. In this way we were able to compare countries even when the underlying interest series were not available for the same periods.²⁵

It is clear from figure 8 that the benefits of committing to gold were significant in economic as well as statistical terms. Where commitment was high, rates were low; where commitment was low, rates were high. Over the whole period the risk free rate averaged about 3 percent. Canada, Australia,

²³Calomiris (1991) shows that the U.S. government tailored its debt in the nineteenth century on the assumption that the long-term bond market was more sensitive to default risk.

²⁴This may reflect the small number of observations for Spain.

²⁵We used the estimates from table 4, column 3, for figure 8; and the estimates from table 5, column 3, for figure 9.

and the U.S., countries with strong commitments, paid about one percentage point more. Italy which had a decidedly worse formal adherence record, paid only a fraction more. Presumably the markets attached nearly as much weight to close shadowing the gold standard as actual adherence. Argentina, Brazil, and Chile which adhered intermittently at altered parities, paid two to three percentage points more.²⁶

Figure 9 for the paper bonds tells a similar story. In this sample the U.S. and Italy paid a little more than one percentage point above the U.K. rate (125 and 140 basis respectively). The Chilean rate, on the other hand, was over four percentage points higher. The Spanish and Portuguese rates lie between these extremes.

Both figures underscore the point that the difference in rates was substantial for countries that were attempting to raise large amounts of capital on international markets. Or to put it somewhat differently, the numbers make it easy to see why there were strong economic pressures on countries that were off the gold standard to resume and strong pressures on countries that were on the gold standard to stay on.

6. Conclusions

Our principal findings are that the interest rates charged on long-term bonds in core capital markets during the era of the classical gold standard differed substantially from country to country, and that these differences were correlated with a country's long-term commitment to the gold standard. Countries that adhered faithfully to the standard were charged rates only slightly above the British consol rate; countries that made only sporadic attempts to maintain convertibility and that altered their parities were charged much higher rates. Countries that did not formally adhere but that followed policies that shadowed gold fell in between. We interpret these findings to mean that adhering to gold was like the 'good housekeeping seal of approval.'

It should be emphasized that adherence to the gold standard rule, although a simple and transparent test, implied a far more complex set of institutions and economic policies. Indeed, those countries which adhered to the gold standard rule generally had lower fiscal deficits, more stable money growth, and lower inflation rates than those which did not (Bordo and Schwartz, 1994). But those countries that adhered to gold also paid a price for doing so because they gave up the flexibility to react to adverse supply shocks by following expansionary financial policies and altering the exchange rate. (Those countries that did not adhere to the rule in fact faced greater supply shocks than those that did, Bordo and Jonung [1994] and Bordo and Schwartz [1994]). In responding to those shocks, and thereby sacrificing the rule, this group of countries, through the substantial risk premia they had to pay, may have reduced their long-run growth prospects. However, countries may have abandoned the rule not in

²⁶Although Chile had a worse gold standard adherence record than Argentina and its exchange rate depreciated more, the fact that Argentina defaulted on its gold debt in 1890 while Chile did not, may explain why its projected interest rate was over 100 basis points lower.

response to adverse supply shocks but in response to other (possible political economy) factors. Whether in particular cases sacrificing the rule was worth it or not is an empirical question and a subject for future research.

Although the world today is very different from the world before 1914, the same issues are at stake. Many emerging countries have tried to recreate the 'good housekeeping seals' by pegging their currency to a stronger one or by establishing currency boards. However, whether a 'good housekeeping seal' as transparent and durable as the gold standard can be recreated today is an open question.

References

- Abramovitz, Moses. 1973. "The Monetary Side of Long Swings in U.S. Economic Growth." Stanford University Center for Research on Economic Growth. Memorandum No. 146 (mimeo)
- Acena, Pablo Martin. 1993. "Spain During the Classical Gold Standard Years, 1880-1914." In Monetary Regimes in Transition. (eds.) Michael D. Bordo and Forrest Capie. Cambridge: Cambridge University Press.
- Akerlof, George. 1970. "The Market for Lemons: Quality Uncertainty and the Market Mechanism." Quarterly Journal of Economics. 84:488-500:August.
- Barro, Robert J. and David B. Gordon. 1983. "Rules, Discretion and Reputation in a Model of Monetary Policy." Journal of Monetary Economics 12:101-121.
- Bordo, Michael D. and Finn Kydland. 1995. "The Gold Standard as a Rule: An Essay in Exploration." Explorations in Economic History. 32:423-464.
- Bordo, Michael D. and Carlos Vegh. 1995. "If Only Alexander Hamilton had been Argentinean: A Comparison of the Early Monetary Experiences of Argentina and the United States." Rutgers University (Mimeo) March.
- Bordo, Michael D. and Lars Jonung. 1994. "Monetary Regimes, Inflation and Monetary Reform: An Essay in Honor of Axel Leijonhufvud." Rutgers University Working Paper No. 94-07.
- Bordo, Michael D. and Anna J. Schwartz. 1994. "The Specie Standard as a Contingent Rule: Some Evidence for Core and Peripheral Countries, 1880-1990." NBER Working Paper No. 4860. November.
- Bloomfield, Arthur. 1968. Patterns of Fluctuations in International Investment before 1914. Princeton Studies in International Finance, No. 21. Princeton: Princeton University Press.
- Brennan, M.J. 1992. Capital Asset Pricing Model. In The New Palgrave Dictionary of Money & Finance, ed., Peter Newman, Murray Milgate, and John Eatwell, s.v. London: The Macmillan Press, Ltd.
- Calomiris, Charles W. 1991. "The Motives of U.S. Debt-Management Policy, 1790-1880: Efficient Discrimination and Time Consistency." Research in Economic History. 13: 67-105.
- _____, Charles W. 1988. "Price and Exchange Rate Determination During the Greenback Suspension." Oxford Economic Papers. December.
- _____, Charles. W. 1985. Historical Perspectives on The Tax-Based Theory of Money. Ph.D. Diss., Stanford University.
- Canzoneri, Matthew B. and Dale W. Henderson. 1991. Monetary Policy in Interdependent Economies. Cambridge: Massachusetts Institute of Technology Press.
- Canzoneri, Matthew. 1985. "Monetary Policy Games and the Role of Private Information." American Economic Review. 75:1056-1070.

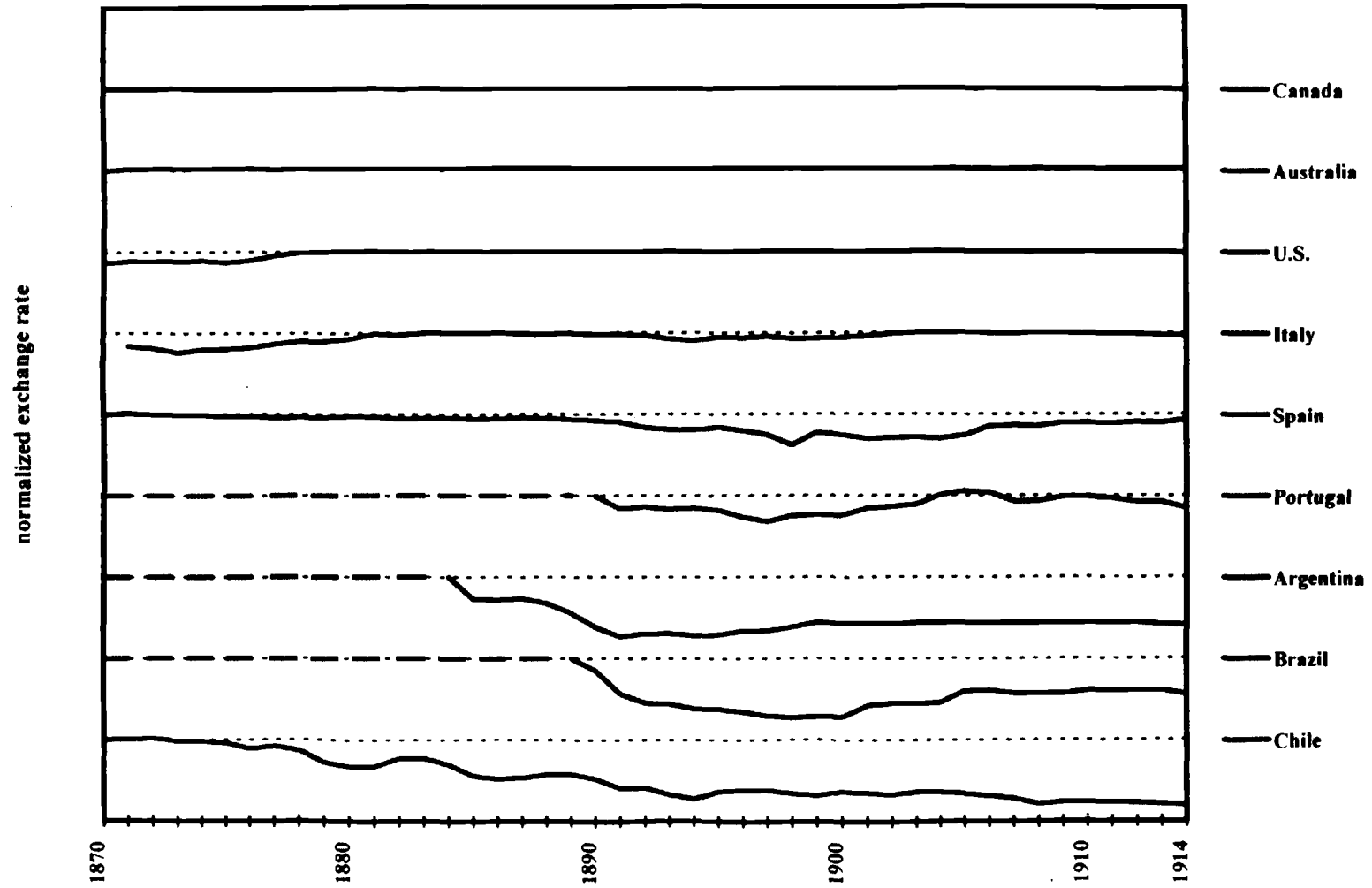
- Cortés Condé, Roberto. 1989. Dinero, Deuda y Crisis: Evolución Fiscal y Monetaria en la Argentina. Buenos Aires: Editorial Sudamericana, Instituto Torcuato Di Tella.
- Davis, Lance and Robert Cull. 1994. International Capital Markets and American Economic Growth. Cambridge: Cambridge University Press.
- DeKock, Gabriel and Vittorio Grilli. 1989. "Endogenous Exchange Rate Regime Switches." NBER Working Paper No. 3066. August.
- Edelstein, Michael. 1982. Overseas Investment in the Age of High Imperialism: The United Kingdom, 1850-1914. New York: Columbia University Press.
- Eichengreen, Barry. 1992. Golden Fetters: The Gold Standard and the Great Depression, 1919-1939. Oxford: Oxford University Press.
- Eichengreen, Barry. 1985. "Editor's Introduction." In The Gold Standard in Theory and History. (ed.) Barry Eichengreen. London: Methuen.
- Feis, Herbert. Europe: The World's Banker, 1870-1914: An Account of European Foreign Investment and the Connection of World Finance with Diplomacy before the War. New York: Council on Foreign Relations. Reprinted by Augustus M. Kelley, 1974.
- Fetter, F. 1965. Development of British Monetary Orthodoxy, 1797-1875. Cambridge: Harvard University Press.
- Fisher, Irving. 1930. The Theory of Interest: As Determined by Impatience to Spend Income and Opportunity to Invest It. New York: The Macmillan Company.
- Flood, Robert P. and Peter Isard. 1989. "Simple Rules, Discretion and Monetary Policy." NBER Working Paper No. 2934.
- Ford, A.G. 1962. The Gold Standard 1880-1914: Britain and Argentina. Oxford: Clarendon Press.
- Frankel, A. Jeffrey 1993. "Quantifying International Capital Mobility in the 1980's." Chapter 2 in J. Frankel, On Exchange Rates, M17. Cambridge, MA: Cambridge University Press.
- Frankel, Jeffrey A. and Chudozie Okongwu. 1995. "Liberalized Portfolio Capital Inflows in Emerging Markets: Sterilization, Expectations and the Incompleteness of Interest Rate Convergence." NBER Working Paper No. 5156, June.
- Fratianni, M. and Spinelli, F. 1984. "Italy in the Gold Standard Period, 1861-1914." In A Retrospective on the Classical Gold Standard, 1921-1931. Michael D. Bordo and Anna J. Schwartz. (eds.) Chicago: University of Chicago Press.
- Friedman, Milton. 1990. "Bimetallism Revisited". Journal of Economic Perspectives. 4(4):85-104.
- Friedman, Milton and Anna J. Schwartz. 1982. Monetary Trends in the United States and the United Kingdom: Their Relation to Income, Prices, and Interest Rates, 1867-1975. Chicago: University of Chicago Press for the NBER.
- Fritsch, Winston and Gustavo H.B. Franco. 1992. "Aspects of the Brazilian Experience Under the

- Gold Standard." PUC Rio de Janeiro. (mimeo)
- Giovaninini, Alberto. 1993. "Bretton Woods and Its Precursors: Rules Versus Discretion in the History of International Monetary Regimes." In A Retrospective on the Bretton Woods System. (eds.) Michael D. Bordo and Barry Eichengreen. Chicago: University of Chicago Press.
- Grilli, Vittorio. 1990. "Managing Exchange Rate Crises: Evidence from the 1890's". Journal of International Money and Finance. 9:258-275.
- Grossman, Herschel J. and John B. Van Huyck. 1988. "Sovereign Debt as a Contingent Claim: Excusable Default, Repudiation, and Reputation." American Economic Review. 78:1088-1097.
- Havinden, Michael and David Meredith. 1993. Colonialism and Development: Britain and its Tropical Colonies, 1850-1960. London: Routledge.
- Hayashi, Fumio. 1989. "Japan's Saving Rate: New Data and Reflections." NBER Working Paper No. 3205.
- Kydland, Finn E. and Prescott, Edward. 1977. "Rules Rather than Discretion: The Inconsistency of Optimal Plans." Journal of Political Economy. 85:473-491.
- Lintner, J. 1965. "The Valuation of risk assets and the selection of risky investments in stock portfolios and capital budgets." Review of Economics and Statistics 47, February: 13-37.
- Llona-Rodriguez, Augustine. 1993. "Chile During the Gold Standard: A Successful Paper Money Experience." Instituto Torcuato Di Tella. (mimeo)
- Lucas, Robert E. Jr. and Nancy L. Stokey. 1983. "Optimal Fiscal and Monetary Policy in an Economy Without Capital." Journal of Monetary Economics. 12:(1)55-93.
- Macedo, Jorge Braga de. 1995. "Convertibility and Stability 1834-1994: Portuguese Currency Experience Revisited." Nova University, Lisbon. January. (mimeo)
- Macaulay, Frederic. R. 1938. The Movements of Interest Rates, Bond Yields and Stock Prices in The United States Since 1856. New York: NBER.
- Mankiw, Gregory. 1987. "The Optimal Collection of Seigniorage--Theory and Evidence." Journal of Monetary Economics. 20:(2)327-41.
- Miller, Marcus and Alan Sutherland. 1992. "Britain's Return to Gold and Entry into the ERM." In Exchange Rate Targets and Currency Banks. (eds.) Paul Krugman and Marcus Miller Cambridge: Cambridge University Press.
- Miller, Marcus and Alan Sutherland. 1994. "Speculative Anticipations of Sterling's Return to Gold: Was Keynes Wrong?" Economic Journal. July.
- Morgenstern, Oskar. 1959. International Financial Transactions and Business Cycles. Princeton: Princeton University Press.
- Obstfeld, Maurice. 1992. "Destabilizing Effects of Exchange Rate Escape Clauses." NBER

Working Paper No. 3606.

- Officer, Lawrence. 1993. "Gold-Point Arbitrage and Uncovered Interest Arbitrage Under the 1925-1931 Dollar-Sterling Gold Standard." Explorations in Economic History. 30(1):98-127.
- Officer, Lawrence. 1986. "The Efficiency of the Dollar-Sterling Gold Standard, 1980-1908." Journal of Political Economy. 94(October):1038-1073.
- O'Rourke, Kevin and Jeffrey Williamson. 1992. "Were Heckscher and Ohlin Right? Putting the Factor Price Equalization Theorem Back Into History?" NBER Working Papers on Historical Factors in Long-Run Growth, No. 37.
- Pelaez, Carlos M. and Wilson Suzigan. 1976. Historia Monetaria do Brazil. Editoria Universidade de Brazilia.
- Reis, Jaime. 1992. "The Gold Standard in Portugal, 1854-1891." Universidade Nova de Lisbon. (mimeo)
- Roll, Richard. 1972. "Interest Rates and Price Expectations During the Civil War." Journal of Economic History, XXXII.
- Schwartz, Anna. J. 1987. "Banking School, Currency School, Free Banking School." In New Palgrave Dictionary of Economics. London: Macmillan.
- Sharkey, R. D. 1959. Money, Class, and Party. Baltimore: Johns Hopkins Press.
- Sharpe, W.F. 1964. "Capital asset prices: a theory of market equilibrium under conditions of risk." Journal of Finance 19, September: 425-42.
- Simons, Henry C. 1951. "Rules Versus Authorities in Monetary Policy." In A.E.A. Readings in Monetary Theory. (ed.) Richard D. Irwin. Homewood, Illinois.
- Smith, Gregor and Todd Smith. 1993. "Wesley Mitchell and Irving Fisher and the Greenback Gold Reforms 1865-1879." Queens University. (mimeo)
- Smith, W. S. and Smith, R.T. 1990. "Stochastic Process Switching and the Return to Gold." Economic Journal. 100(March):164-175.
- Stiglitz, Joseph and Andrew Weiss. 1981. "Credit Rationing in Markets with Imperfect Information." American Economic Review. 71(8):393-410.
- Tonniolo, G. 1990. An Economic History of Liberal Italy: 1850-1918. New York: Routledge.
- Unger, I. 1964. The Greenback Era: A Social and Political History of American Finance, 1865-1879. Princeton: Princeton University Press.
- Viner, J. 1937. Studies in the Theory of International Trade. Chicago: University of Chicago Press.

Figure 1: Normalized Exchange Rates for 9 Countries, 1870-1914



Long Term Yields on Government securities

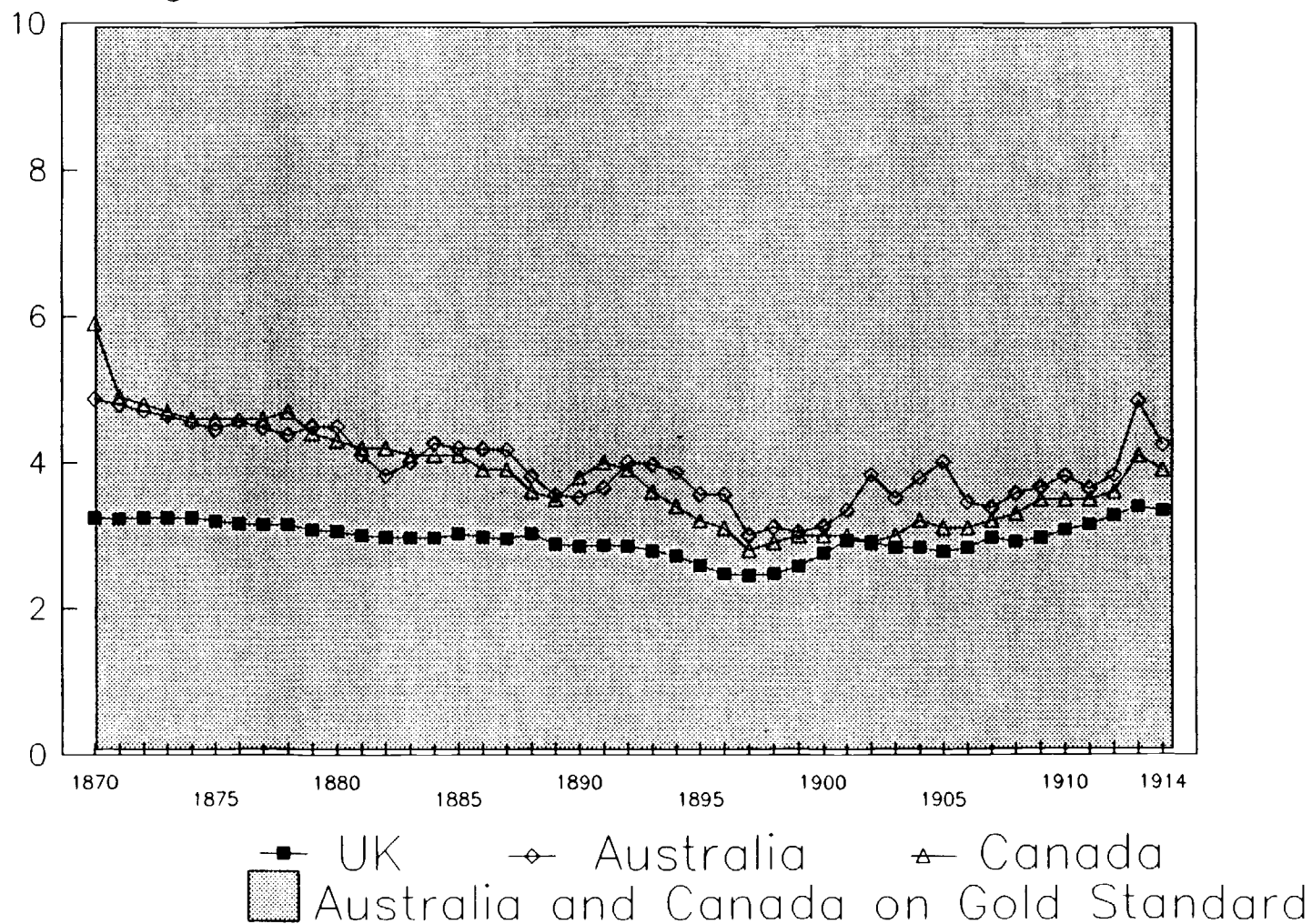


Figure 2

Long Term Yields on Government Securities

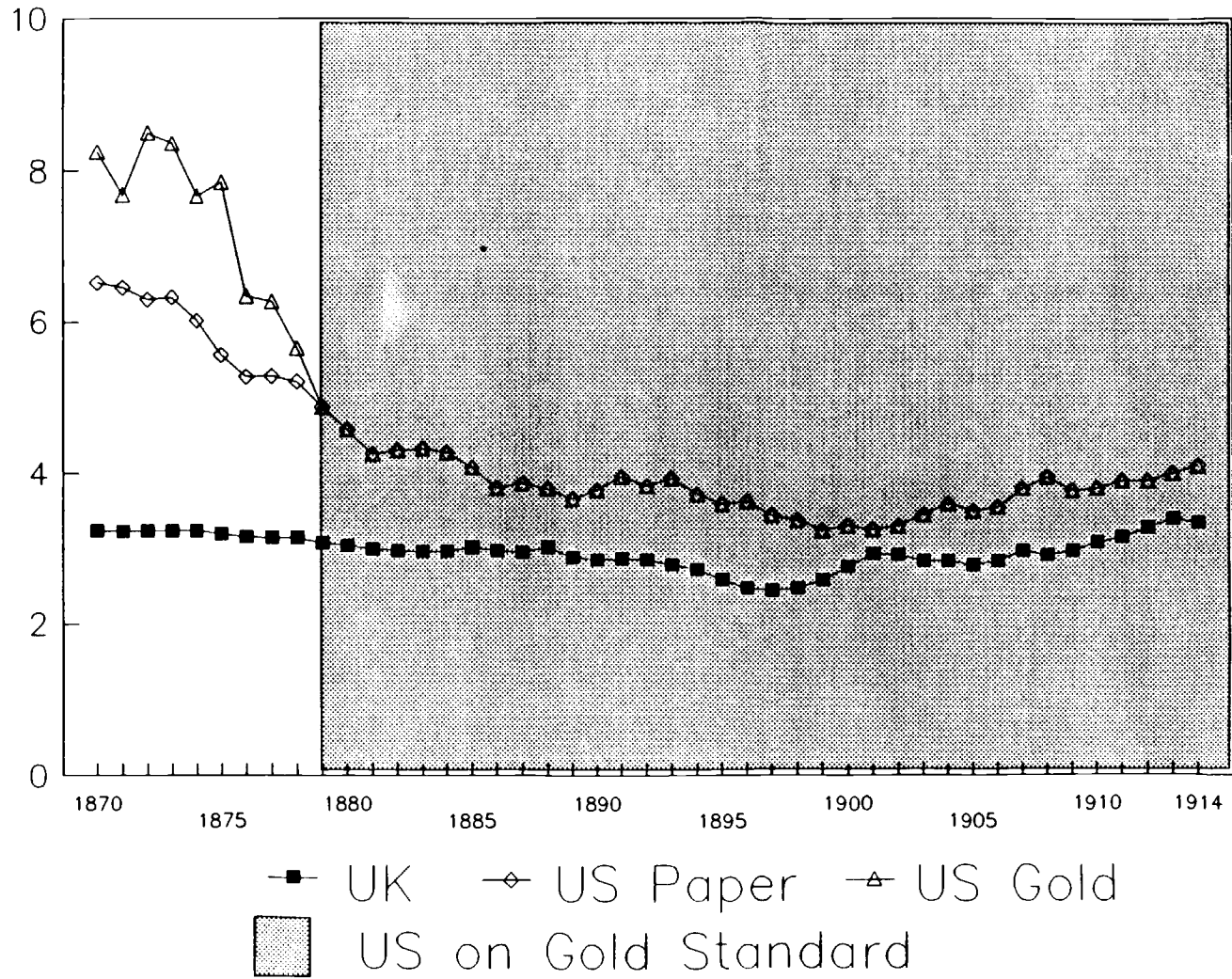


Figure 3

Long Term Yields on Government Securities

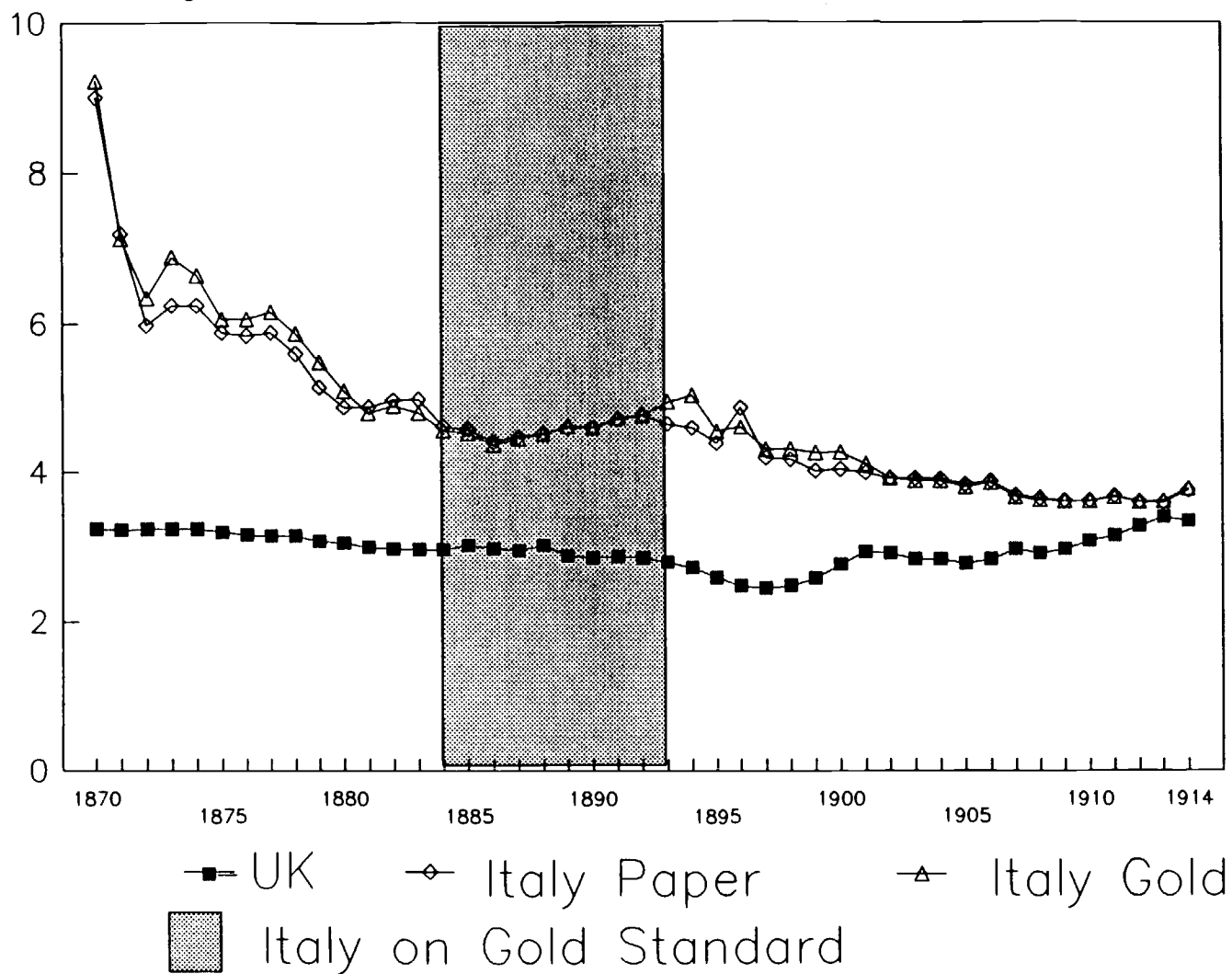


Figure 4

Long Term Yields on Government Securities

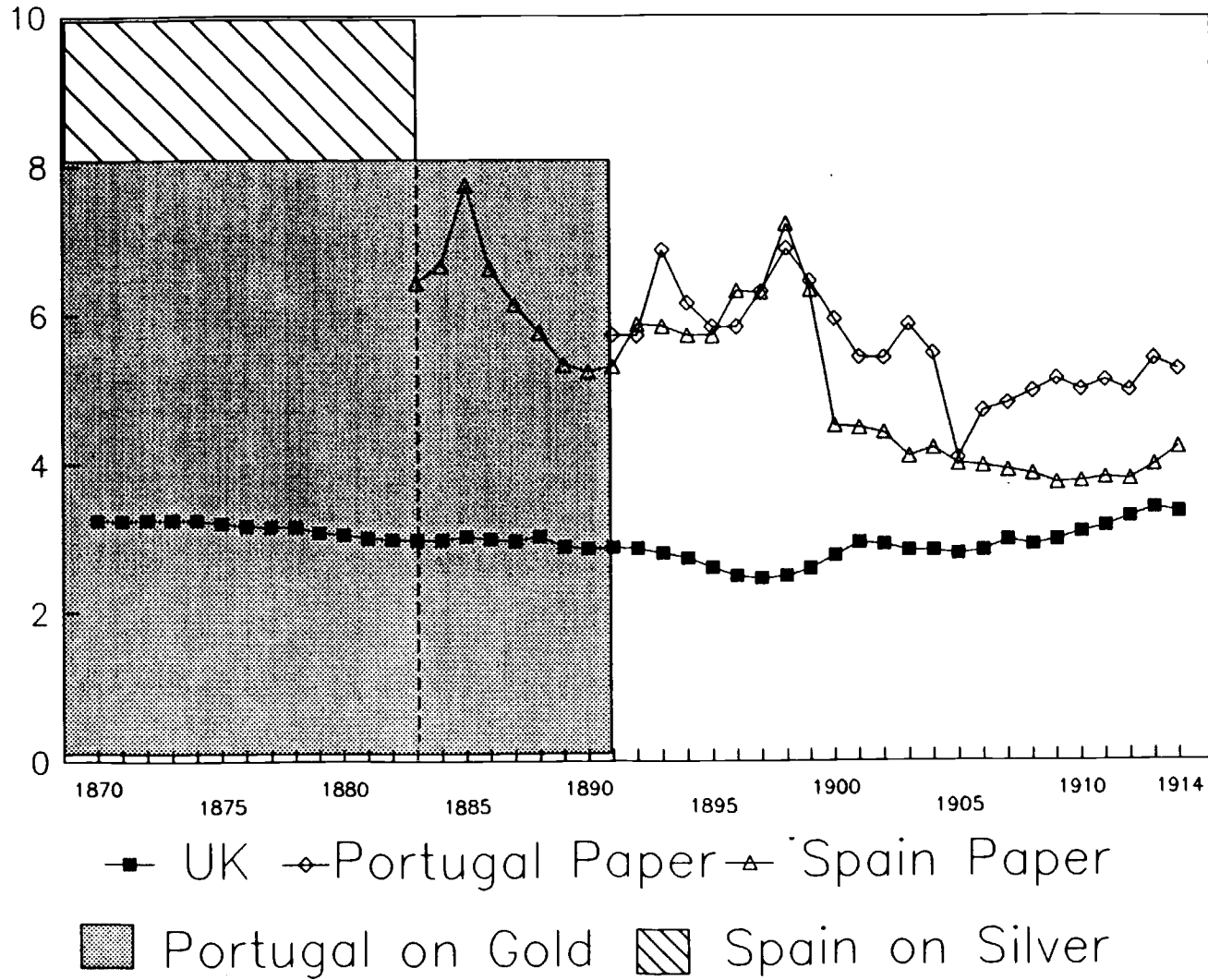


Figure 5

Long Term Yields on Government Securities

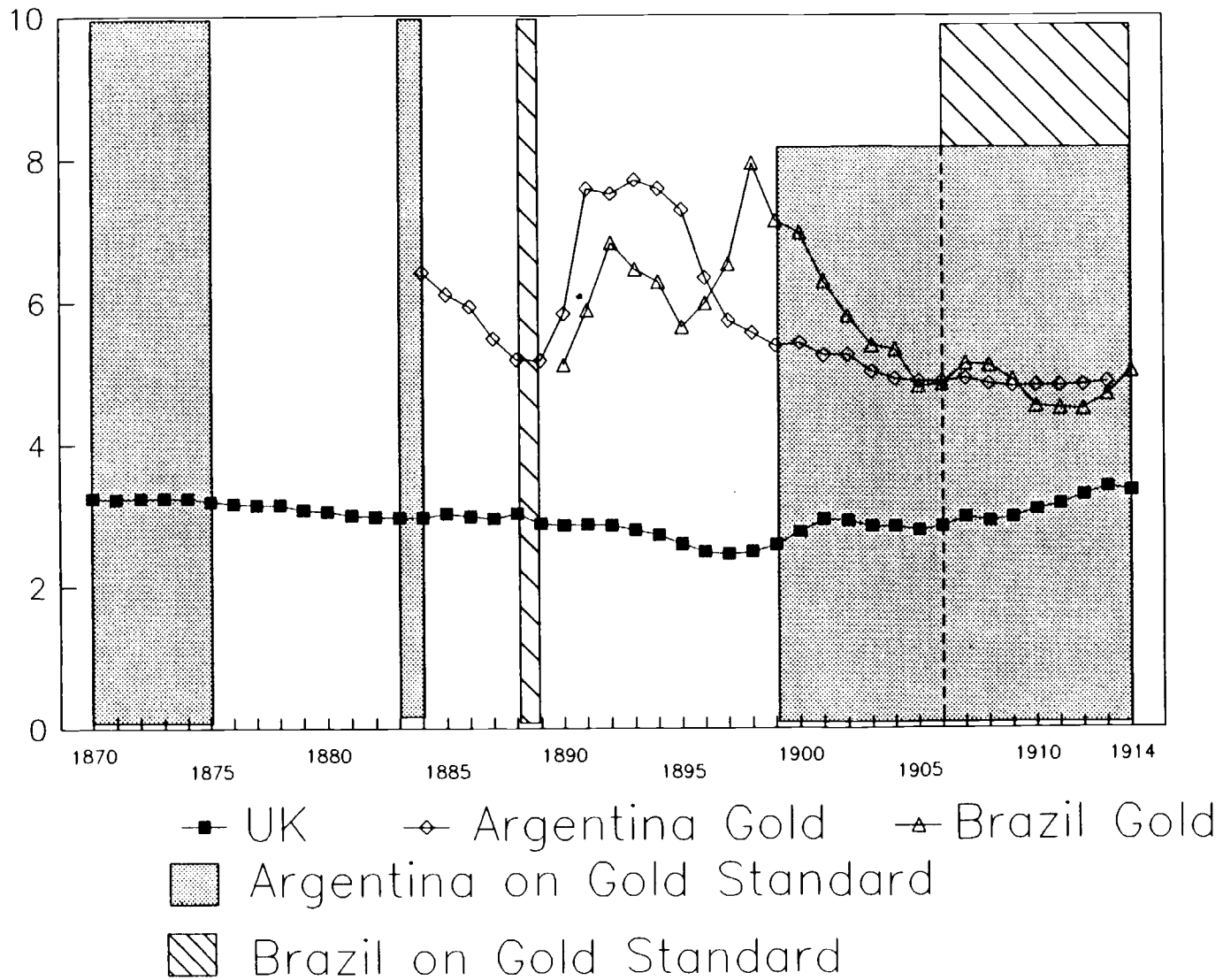


Figure 6

Long Term Yields on Government Securities

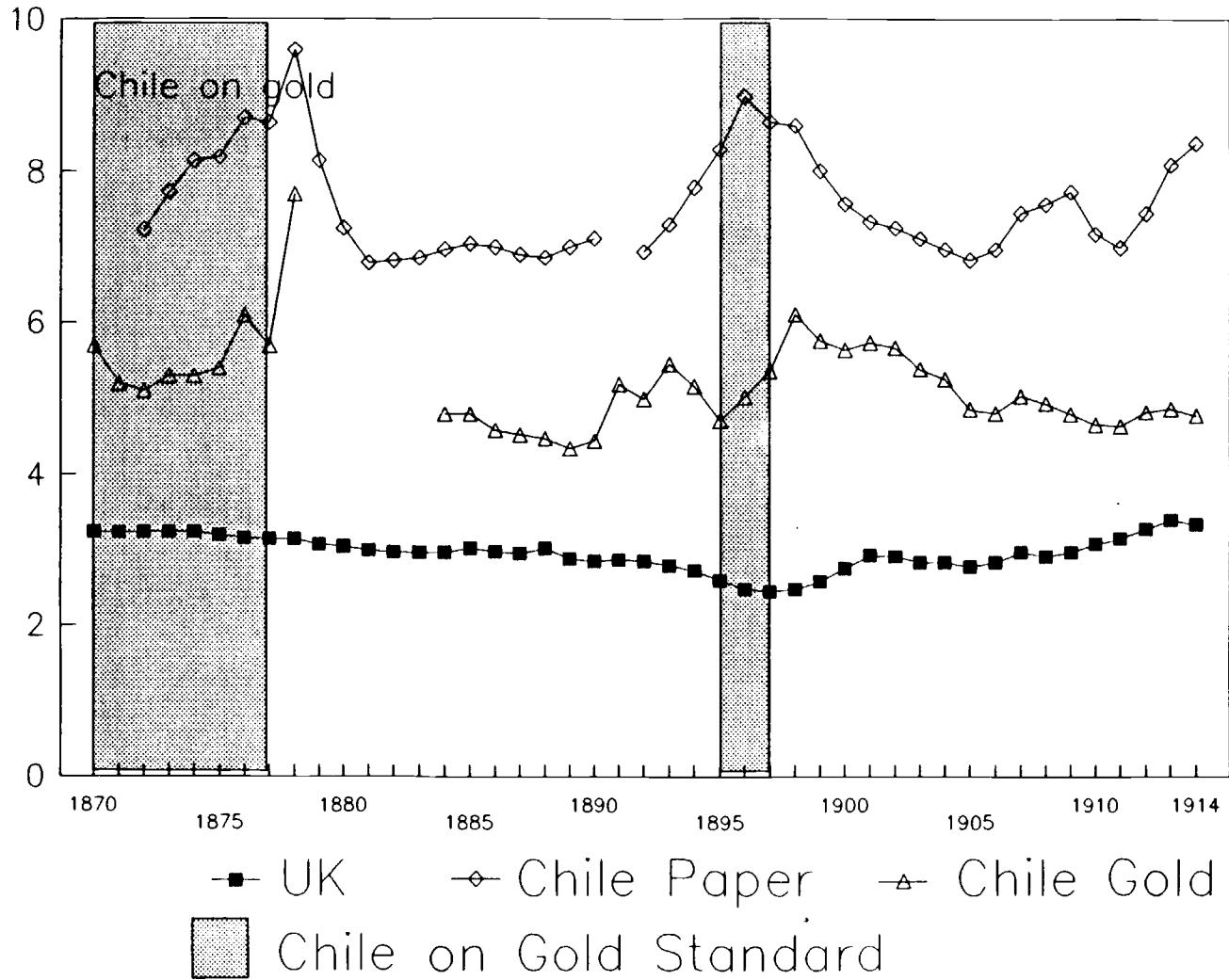


Figure 7

The Value of Adhering to Gold

Gold Bonds, 1870-1914

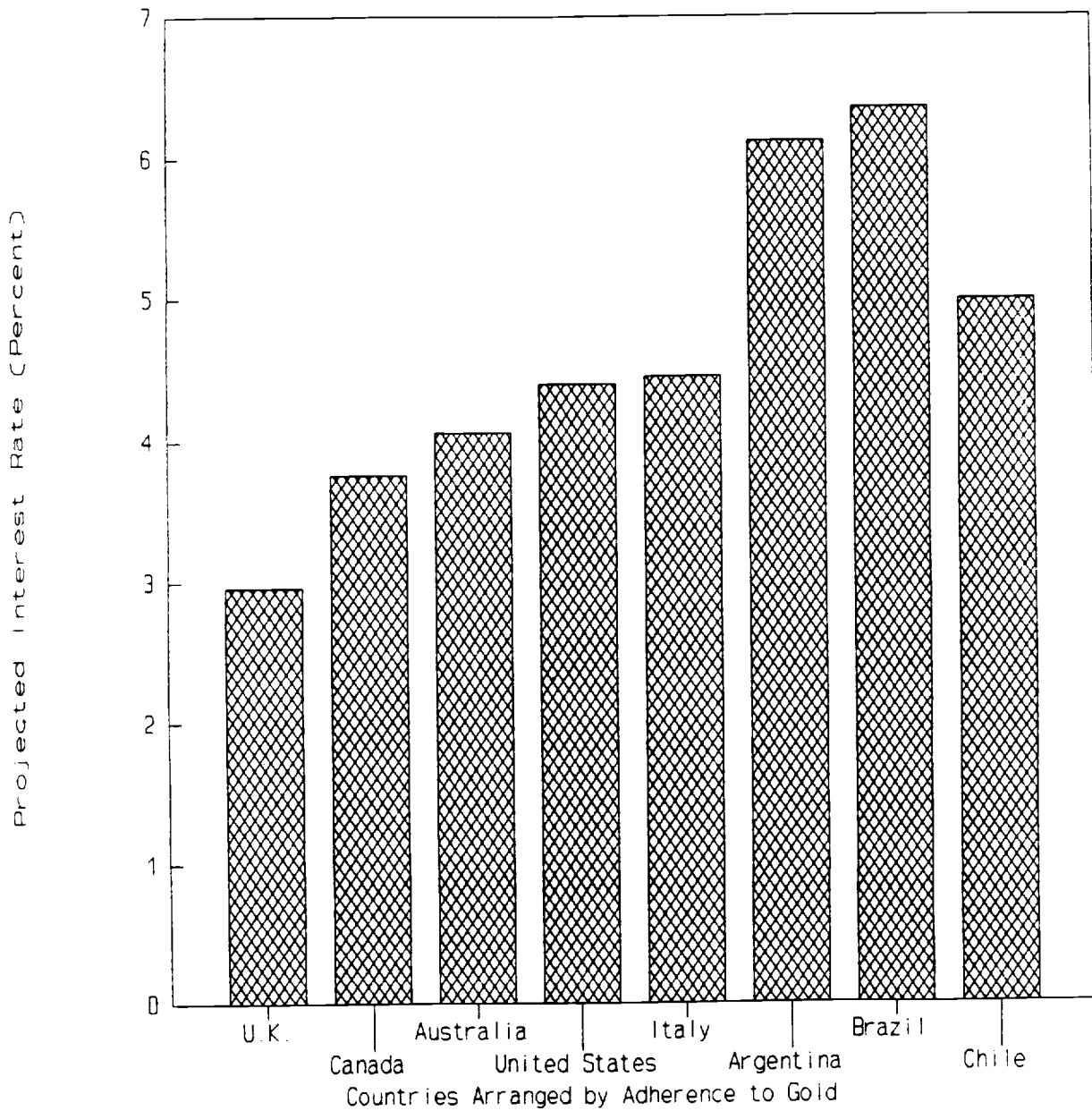


Figure 8

The Value of Adhering to Gold

Paper Bonds, 1870-1914

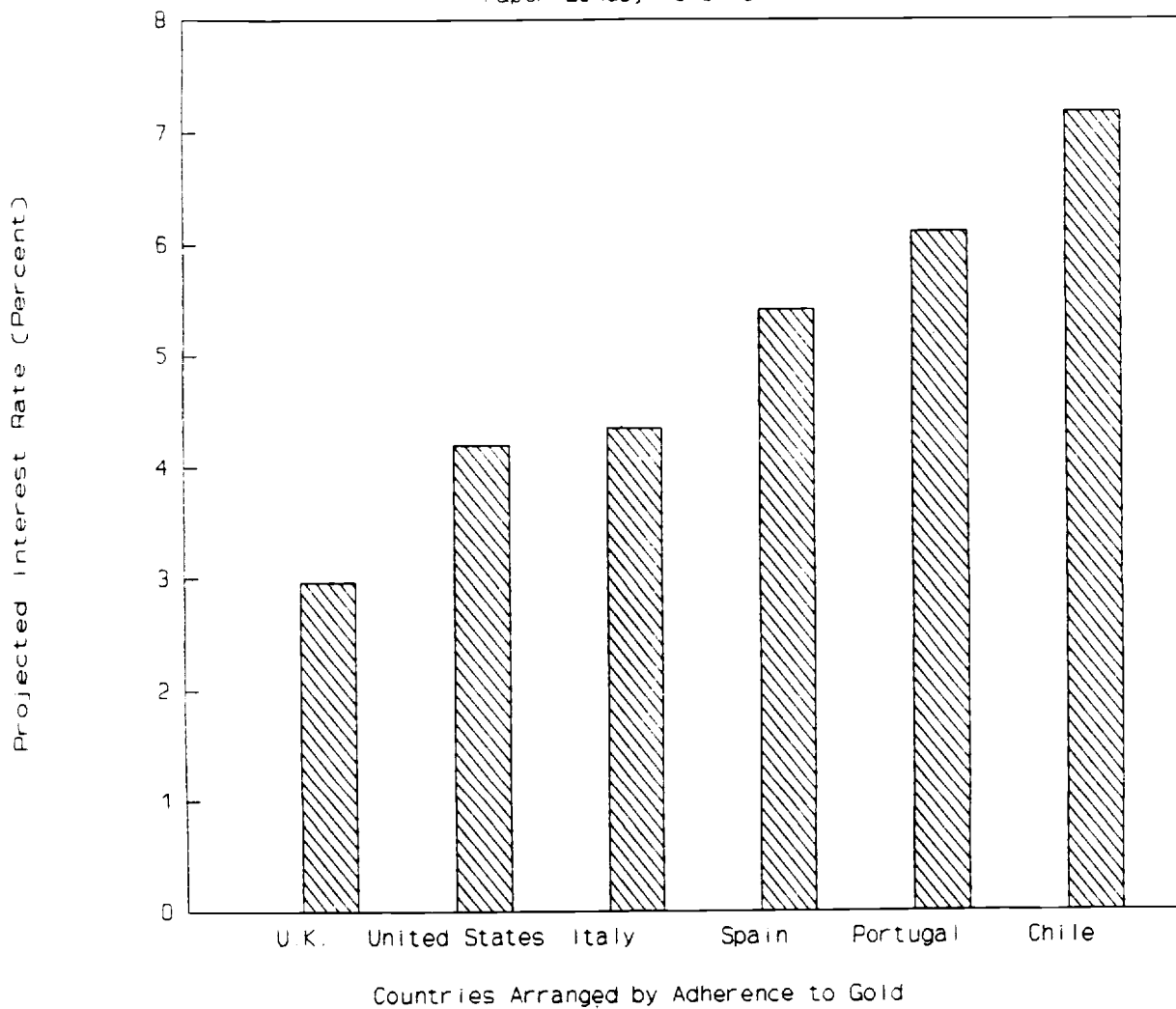


Figure 9

Table 1

**A CHRONOLOGY OF ADHERENCE TO THE GOLD STANDARD
NINE COUNTRIES: CIRCA, 1870 - 1914**

Country	Period	Standard	Reason for Change	Change in Parity?
Canada	1853-1914	Gold	War	No
Australia	1852-1915	Gold	War	No
United States	1792-1861	Bimetallic (de facto gold after 1834)		No
	1862-1878	Paper (Greenbacks)	War	
	1879-1917 ^a	Gold	War	No
Italy	1862-1866	Bimetallic	Lax Fiscal Policy, War	No
	1866-1884	Paper		
	1884-1894	Gold	Lax Fiscal Policy	Yes
	1894-1914	Paper		
Spain	1868-1883	Silver	Crisis	Yes
	1883-1914	Paper		
Portugal	1854-1891	Gold	Crisis	Yes
	1891-1914	Paper		
Argentina	1867-1876	Gold		No
	1876-1883 ^b	Paper	Lax Fiscal Policy	
	1883-1885	Gold		Yes
	1885-1899	Paper	Lax Fiscal Policy	
	1899-1914	Gold	War	Yes
Brazil	1857-1888	Paper		
	1888-1889	Gold		Yes
	1889-1906	Paper	Revolution	
	1906-1914	Gold	War	Yes
Chile	1870-1878	Bimetallic	Crisis	Yes
	1878-1895	Paper ^c		
	1895-1898	Gold	War Threat	Yes
	1898-1925	Paper		

^a Gold Embargo 1917-1919, Standard not suspended.

^b Failed attempt to restore convertibility in 1881.

^c Failed attempt to restore convertibility in 1887.

Source: Bordo and Schwartz (1994).

Table 2

INDIVIDUAL COUNTRY REGRESSIONS, GOLD BONDS

Method of Estimation: Ordinary Least Squares with adjustments for first order auto-correlation

	Intercept	Beta	On Gold?	Monetary Policy	Fiscal Policy	AR(1)	Adj R ²	DW	Obs
Canada	-0.17 (0.91)	0.63*** (4.84)				0.79*** (11.0)	0.91	1.08	44
	-0.03 (0.12)	0.57*** (5.02)		-0.19 (-1.07)	0.46 (0.29)	0.93*** (14.9)	0.94	1.62	42
Australia	0.21 (1.05)	0.53*** (3.99)				0.53*** (3.82)	0.60	1.89	44
	-0.58 (1.22)	0.72*** (3.70)		-0.40 (1.08)	3.83 (1.53)	0.70*** (5.41)	0.56	1.95	42
United States	0.047 (0.08)	1.00*** (4.01)	-0.42 (1.46)			0.90*** (17.2)	0.96	2.24	44
	0.34 (0.71)	0.72** (3.10)	-0.41 (1.60)	-0.48 (0.95)	2.20 (0.18)	0.83*** (18.6)	0.96	2.62	42
Italy	0.12 (0.40)	1.04*** (4.56)	-0.17 (0.92)			0.61*** (6.99)	0.91	1.27	44
	-0.51 (0.16)	0.39* (1.90)	-0.34** (2.04)	0.37 (0.91)	-0.74 (0.37)	0.97*** (20.5)	0.94	1.77	42
Argentina	0.13 (0.23)	2.06*** (5.04)	0.004 (0.02)			0.81*** (5.47)	0.91	1.81	29
	-0.29 (0.43)	2.57*** (5.86)	-0.19 (0.62)	-0.53 (0.80)	0.50 (0.10)	0.47*** (1.96)	0.90	1.63	27
Brazil	0.87 (0.74)	1.67** (2.17)	-0.11 (0.19)			0.82*** (5.67)	0.80	1.45	24
	1.19 (0.88)	1.41 (1.63)	-0.08 (0.13)	0.18 (0.39)	-3.21 (0.96)	0.86*** (6.15)	0.79	1.20	24
Chile	2.35 (38.3)	0.44 (1.22)	-0.99*** (4.67)			0.93*** (7.54)	0.38	2.05	38
	1.40*** (10.3)	0.89** (2.28)	-0.89*** (3.62)	0.04 (0.11)	1.59 (0.68)	0.76*** (5.35)	0.30	2.00	36

* = Significant at the 10 percent level
 ** = Significant at the 5 percent level
 *** = Significant at the 1 percent level

Note: Absolute values of "t" statistics in parentheses.

Table 3

INDIVIDUAL COUNTRY REGRESSIONS, PAPER BONDS

Method of Estimation: Ordinary Least Squares with adjustments for first order auto-correlation

	Intercept	Beta	On Gold?	Monetary Policy	Fiscal Policy	AR(1)	Adj R ²	DW	Obs.
United States	0.35 (1.08)	0.42*** (3.50)	-0.11 (0.78)			0.91*** (25.2)	0.97	1.77	44
	0.26 (1.02)	0.49*** (4.16)	-0.07 (0.53)	-0.45* (1.83)	-11.3* (1.87)	0.88*** (21.2)	0.97	1.78	42
Italy	0.41 (1.29)	0.75*** (3.16)	-0.09 (0.51)			0.64*** (8.15)	0.89	1.38	44
	-0.30 (0.10)	0.36* (1.75)	-0.27 (1.58)	0.14 (0.34)	0.23 (0.11)	0.97*** (17.8)	0.92	2.18	42
Spain	0.32 (0.31)	1.22*** (2.12)				0.86*** (9.09)	0.83	1.79	31
	0.16 (0.25)	0.49 (0.88)		-0.04 (0.04)	19.3 (1.51)	0.84*** (5.53)	0.72	1.61	11
Portugal	0.56 (0.74)	1.81*** (2.87)				0.60*** (3.44)	0.68	1.95	23
	-0.33 (0.35)	2.30*** (3.43)		1.30 (0.66)	24.2 (0.81)	0.53*** (3.10)	0.69	1.75	22
Chile	3.59 (20.0)	0.79** (2.33)	0.23 (0.84)			0.62*** (5.43)	0.11	1.29	42
	3.62 (18.5)	0.78** (2.26)	0.29 (1.02)	0.23 (0.52)	-1.31 (0.51)	0.58*** (4.84)	0.09	1.27	42

* = Significant at the 10 percent level

** = Significant at the 5 percent level

*** = Significant at the 1 percent level

Note: Absolute values of "t" statistics in parentheses.

Table 4

POOLED REGRESSIONS, GOLD BONDS

Method of Estimation: Seemingly Unrelated Regression with adjustments for first order auto-correlation, and unequal numbers of observations.

		Average Interest Differential: Unweighted		Average Interest Differential: Weighted by share in British Overseas Investment	
Intercept		0.15 (1.30)	0.30** (2.24)	0.41*** (4.44)	0.37*** (4.01)
Betas	Canada	0.47*** (5.67)	0.37*** (4.41)	0.53*** (5.65)	0.62*** (6.03)
	Australia	0.54*** (6.96)	0.49*** (5.66)	0.73*** (7.19)	0.66*** (7.15)
	United States	0.42*** (2.79)	0.49*** (5.10)	0.90*** (4.61)	0.80*** (5.76)
	Italy	0.72*** (8.07)	0.50*** (4.08)	0.79*** (5.89)	0.60** (2.62)
	Argentina	1.49*** (14.2)	1.42*** (11.1)	1.99*** (14.2)	1.95*** (13.0)
	Brazil	1.49*** (13.0)	1.43*** (13.6)	2.06*** (7.58)	2.06*** (8.34)
	Chile	1.26*** (9.05)	1.22*** (8.34)	1.16*** (3.08)	1.43*** (4.45)
On Gold?		-0.34*** (4.15)	-0.38*** (4.70)	-0.41*** (5.51)	-0.41*** (6.02)
Monetary Policy			-0.08 (0.74)		-0.22*** (3.10)
Fiscal Policy			-0.17 (0.24)		0.88* (1.72)
Simulated R ²		0.57	0.63	0.70	0.66
DW-test		1.87	1.98	1.81	1.87
Obs.		267	255	267	255

* = Significant at the 10 percent level
 ** = Significant at the 5 percent level
 *** = Significant at the 1 percent level

Note: Absolute values of "t" statistics in parentheses.

Table 5

POOLED REGRESSIONS, PAPER BONDS

Method of Estimation: Seemingly Unrelated Regression with adjustments for first order auto-correlation, and unequal numbers of observations.

		Average Interest Differential: Unweighted		Average Interest Differential: Weighted by share in British Overseas Investment	
Intercept		0.09 (0.68)	0.28** (2.02)	0.78*** (3.80)	0.88*** (4.48)
Betas	United States	0.39*** (5.21)	0.36*** (5.54)	0.44*** (3.39)	0.31** (2.36)
	Italy	0.64*** (7.57)	0.42*** (3.24)	0.45*** (2.88)	0.38** (2.12)
	Spain	1.35*** (5.44)	0.55*** (4.40)	1.17*** (2.87)	0.18 (0.85)
	Portugal	1.41*** (16.7)	1.38*** (15.6)	1.66*** (6.73)	1.64*** (6.36)
	Chile	2.10*** (10.6)	2.13*** (14.4)	2.34*** (7.40)	2.50*** (9.24)
On Gold?		0.06*** (0.71)	-0.01 (0.16)	-0.24** (2.27)	-0.18** (2.05)
Monetary Policy			-0.19 (1.31)		-0.08 (0.49)
Fiscal Policy			-0.42 (0.38)		-0.78 (0.62)
Simulated R ²		0.74	0.81	0.66	0.76
DW-test		1.61	1.44	1.60	1.54
Obs.		184	159	184	159

* = Significant at the 10 percent level

** = Significant at the 5 percent level

*** = Significant at the 1 percent level

Note: Absolute values of "t" statistics in parentheses.