

 Open access • Journal Article • DOI:10.1017/S0047279418000247

The Illusion of Class in Welfare State Politics — [Source link](#)

[Anthony Kevins](#), [Alexander Horn](#), [Carsten Jensen](#), [Kees van Kersbergen](#)

Institutions: [Utrecht University](#), [Aarhus University](#)

Published on: 01 Jan 2019 - [Journal of Social Policy](#) (Loughborough University)

Topics: [Welfare state](#), [Social class](#) and [Social policy](#)

Related papers:

- [Racialization, asymmetry, and the context of welfare attitudes in the american states](#)
- [Attitudes Toward Welfare Policy in Sweden Revisited](#)
- [Crowding Out Culture: Scandinavians and Americans Agree on Social Welfare in the Face of Deservingness Cues](#)
- [Welfare solidarities in the age of mass migration: evidence from European Social Survey 2016](#)
- [Ideological Influences on Public Support for Assistance to Poor Families](#)

Share this paper:    

View more about this paper here: <https://typeset.io/papers/the-illusion-of-class-in-welfare-state-politics-4e3lg5w17m>



AARHUS UNIVERSITY



Coversheet

This is the accepted manuscript (post-print version) of the article.

Contentwise, the post-print version is identical to the final published version, but there may be differences in typography and layout.

How to cite this publication

Please cite the final published version:

Kevins, A., Horn, A., Jensen, C., & van Kersbergen, K. (2019). The illusion of class in welfare state politics? *Journal of Social Policy*, 48(1), 21-41. <https://doi.org/10.1017/S0047279418000247>

Publication metadata

Title:	The illusion of class in welfare state politics?
Author(s):	Anthony Kevins, Alexander Horn, Carsten Jensen & Kees van Kersbergen
Journal:	<i>Journal of Social Policy</i> , 48(1), 21-41
DOI/Link:	https://doi.org/10.1017/S0047279418000247
Document version:	Accepted manuscript (post-print)

General Rights

Copyright and moral rights for the publications made accessible in the public portal are retained by the authors and/or other copyright owners and it is a condition of accessing publications that users recognize and abide by the legal requirements associated with these rights.

- Users may download and print one copy of any publication from the public portal for the purpose of private study or research.
- You may not further distribute the material or use it for any profit-making activity or commercial gain
- You may freely distribute the URL identifying the publication in the public portal

If you believe that this document breaches copyright please contact us providing details, and we will remove access to the work immediately and investigate your claim.

The Illusion of Class in Welfare State Politics?

Anthony Kevins

Alexander Horn

Carsten Jensen

Kees van Kersbergen

Published at the Journal of Social Policy: <https://doi.org/10.1017/S0047279418000247>

Abstract: Social class, with its potentially pivotal influence on both policy-making and electoral outcomes tied to the welfare state, is a frequent fixture in academic and political discussions about social policy. Yet these discussions presuppose that class identity is in fact tied up with distinct attitudes toward the welfare state. Using original data from ten surveys fielded in the United States and Western Europe, we investigate the relationship between class and general stances toward the welfare state as a whole, with the goal of determining whether class affects how individuals understand and relate to the welfare state. Our findings suggest that although class markers are tied to objective and subjective positional considerations about one's place in the society, they nevertheless do not seem to shape stances toward the welfare state. What is more, this is equally true across the various welfare state types, as we find no evidence that so-called "middle-class welfare states" engender more positive middle-class attitudes than other regimes. Based on our analysis, we propose that researchers would do better to focus on household income rather than class; while income may not be a perfect predictor of attitudes toward the welfare state, it does markedly better than class.

Key words: welfare state; social class; public opinion; Western Europe; United States.

In the welfare state literature, social class features prominently. The working class is, in some accounts, viewed as a primary motor of welfare state expansion, while some instead zero-in on the middle class as the main class of interest when understanding welfare state politics (e.g. Stephens 1979; Korpi 1989; Meltzer and Richard, 1981; Korpi and Palme, 1998; Moene and Wallerstein, 2001; Iversen and Soskice 2006). Other scholars have argued that class (no longer) plays any role, presumably because welfare states have created a convergence of preferences within the citizenry. In this scenario, welfare state politics will often be driven by the re-election concerns of political elites rather than the preferences of different social classes (Pierson 1994; 1996).

In our view, the first question to ask when considering social class and welfare state politics is whether people belonging to various classes actually hold distinct opinions about the welfare state. More precisely, we want to know if citizens' class markers are politically relevant. That is, do citizens self-ascribing to, say, the "middle class" hold different opinions about the welfare state than citizens self-ascribing to other class groupings? What is more, we would like to know if the correlation between self-ascribed class and opinions varies across countries. Class consciousness may differ from one country to the next for a number of reasons, such as the historical strength of the labour movement or the organization of the welfare state, potentially making self-ascribed class status more important for opinions in some places.

Past research has been limited in its ability to explore these issues since no existing international survey has, to our knowledge, combined different measures of self-ascribed class with questions assessing respondents' general relationship to the welfare state. Instead, existing surveys have tended to look at more specific attitudes toward the welfare state, relating to questions around social expenditure, redistribution, social programmes, or government responsibility toward in-need groups. While valuable, these sorts of questions do not allow us to understand how individuals understand and relate to the welfare state as a whole – an important exception given assumptions about the relevance of social class in certain strands of the welfare state literature.

To address this limitation, we fielded a 10-country survey with nationally representative samples and a total of more than 12 000 respondents. Through an analysis of these data, we reach somewhat sobering conclusions for the welfare state literature: self-ascribed class is a surprisingly poor predictor of general attitudes toward the welfare state, both at the national-level and across welfare state types. Our findings suggest that class identities are not tied up with stances toward the welfare state in the manner implied by much of the existing research, and that researchers would do better to focus on household income instead – though even it is not a perfect measure of welfare state preferences. We end by outlining potential explanations for these findings and highlighting wider implications for research on the contemporary welfare state.

Setting the stage

Welfare state scholars are divided on the importance of social class for social policy developments. For some researchers, social class – and in particular the working class – is essential to understanding how the welfare state emerged and persists (e.g. Stephens, 1979; Korpi, 1989; Svallfors, 2004). The most prominent such example comes from research based on the power resource theory, which argues that generous welfare states normally emerged when a coalition was formed between the working class, on the one hand, and the middle class, on the other. Such coalition formation could happen either between the parties representing these classes in parliament, as in Scandinavia (Esping-Andersen, 1985; Korpi and Palme, 1998), or within parties, as happened in many Continental European countries (van Kersbergen, 1995; van Kersbergen and Manow, 2009). And while the end of the twentieth century may have been marked by a decline in class consciousness, rather than suggesting that the concept now lacks importance, research in this vein instead highlights a shift in the balance of class power (see Taylor-Gooby, 1997).

Other authors see (objective) income levels, not (subjective) social class membership, as the essential driver underlying welfare state preferences. The median-voter model of Meltzer and Richard

(1981) has inspired much work in this tradition. While this literature is theoretically focused on the median voter, it most often concentrates on the importance of the middle-income group instead. The common denominator of this research is that, due to the vote-seeking behaviour of political elites, it is the middle-income group that ultimately sets policy – but disagreement exists about what the middle-income group wants to achieve with this power. The traditional assumption of the Meltzer-Richard model – that its preference is to increase redistribution until median and mean income is identical except for a small margin covering transaction costs – has been hotly debated (e.g., Kenworthy and McCall, 2008; Finseraas, 2009; Jæger, 2013; Schmidt-Catran, 2014; Sumino, 2014).

If class membership was solely a matter of income, the distinction between these two strands of literature would be trivial; indeed, both approaches assume an antagonistic relationship between (vertically-demarcated) groups vying for redistribution and social programme access (see Rehm, 2016). In the real world, however, an individual's objectively-defined place in the income distribution may be discordant with their subjectively-defined social class (cf. Savage et al., 2013). Such tensions may be particularly pronounced with a fuzzy concept like the “middle class”, where even academics disagree about the proper definition; indeed, given the general prominence of “middle class” self-identification in Western societies, it appears highly plausible that the meaning of social class markers differs dramatically for scholars and citizens.

As a consequence, assumptions about the relationship between class and the welfare state may well be disconnected from the real-world significance of class identity. Such a reading is backed up by research criticising the political relevance of class distinctions on public opinion – often highlighting the importance of cross-class coalitions driven by overlapping insurance preferences (e.g. Oesch, 2006; Beramendi et al., 2015; Rehm, 2016). Building from earlier work by Erikson and Goldthorpe (1992), these authors suggest that (horizontal) occupational differences, not (vertical) class markers, are what really matter. Kitschelt and Rehm (2014), for example, argue that work experiences are essential for opinion formation, and that class markers will have an impact only insofar as they reflect occupationally

homogenous groups; given the dramatic increase in the range of middle-class occupational groups over the last 50 years, this leads them to conclude that “the conventional notion of the ‘middle class’ is ill-conceived and probably useless for many theoretical problems in political science” (1690).

Indeed, scholars have highlighted a wide variety of factors that might shape citizen preferences vis-à-vis the welfare state. Analyses in this vein abound. An individual’s attitudes might, for example: be shaped by the ways in which social programmes do (or do not) offer benefits them personally (Pierson, 1994; 1996); be driven by a desire to maximize a mix between insurance and redistribution – suggesting that insurance preferences, driven by variation in risk aversion, will be key (Moene and Wallerstein, 2001; 2003; Rehm, 2011; 2016); and/or be affected by concerns about the relative distance from the middle-income group to the low- and high-income groups in society (Lupu and Pontusson, 2011; Authors, forthcoming). Iversen and Soskice (2006), in turn, model when and how the middle-income group enters into parliamentary coalitions with either the low- or high-income group, providing an analytical framework that integrates the median voter and class coalition literatures.

These debates have profound political implications. If individuals in different self-ascribed class groups do not hold distinct opinions, the political relevance of the concept diminishes considerably. Social group formation and mobilization require some form of distinction between groups (Tajfel, 1974); as such, if class groups lack distinct opinions, it is less obvious that they can constitute a relevant political force vis-à-vis the welfare state. Real-world campaign practices provide mixed evidence on the matter. While direct appeals to the working class are increasingly rare, the middle class has featured prominently in contemporary political campaigning: in recent American elections, for instance, the “squeezed” or “disappearing” middle class has been wooed by both Republican and Democratic candidates. Yet the fact that candidates run campaigns to win middle-class votes might just as well signal that the concept is an empty vessel that candidates fill with their own rhetoric: that Republicans and Democrats can provide such radically different policy solutions to the problem of the disappearing

middle class (from draconic tax cuts to expanded government involvement), might suggest that this is indeed the case.

We therefore set out to investigate whether social class is a politically meaningful category, such that it is associated with distinct stances toward the welfare state. At the same time, we must also consider the extent to which this relationship varies across countries and welfare state types. While welfare states are most commonly thought to primarily derive the bulk of their support from the working class, many scholars have argued that encompassing, or universalist, welfare states tend to generate considerable support within the middle class (Korpi and Palme, 1998; Rothstein, 1998; Larsen, 2008); this is both because the middle class stands to gain directly from universalist welfare programs and because the perceived distance between the middle class and the poor becomes smaller, militating against views of the poor as undeserving outsiders. If that is true, believing oneself to be middle class should have less of an impact on attitudes toward the welfare state in the Scandinavian universalist systems than elsewhere.

Research design and data

To investigate these questions, we fielded an original survey in ten countries, namely Denmark, France, Germany, Italy, the Netherlands, Norway, Spain, Sweden, the United Kingdom, and the United States. Overall, the survey was completed by 12 500 individuals, with at least 1200 respondents per country. After excluding respondents with missing data for any of our key variables and controls, we are left with 9059 data points in our main regression analysis, with the number of respondents per country ranging from 845 in Italy to 1007 in France. (Appendix Table 1 lists the number of respondents per country in both the sample as a whole and in the regression analysis carried out below.)

All surveys were conducted by YouGov, a commercial polling company that constructs its samples via online panels. Respondents were quota-sampled to achieve representativeness on the basis of education, age, gender, and geographical region (defined by the European Union's NUTS 2 region

classification scheme) – in other words, the standard set of variables with regard to which survey fielders typically aim to ensure representativeness. As a result of this process, YouGov survey data have been shown to exhibit essentially identical coefficient estimates and total survey error when compared to data collected via traditional mail and telephone surveys (Ansolabehere and Schaffner, 2014). Note also that YouGov provides corresponding design weights for each of the country samples, which we incorporate when constructing all figures and carrying out our analysis below (though we also confirm that weighting does not substantially alter any of the findings).

Given our focus on welfare state attitudes, our choice of cases was based on a desire to examine countries across the range of Western welfare types (see Esping-Andersen, 1990; Ferrera, 1996). This allows us to examine attitudes at both the country- and regime-level. In particular, Denmark, Norway, and Sweden represent the Scandinavian universalist model; France, Germany, and the Netherlands represent the conservative model of Continental Europe; Italy and Spain represent the Southern European model; and the UK and the US represent the liberal, residual model typically found in the Anglo-Saxon countries. The basic intuition here is that different welfare state types likely engender very different class allegiances (Korpi and Palme, 1998; Rothstein, 1998; Larsen, 2008). They might, for example, provide a variety of benefits across the class spectrum (as in Scandinavia), concentrate generous benefits among the relatively better-off (as in Continental and Southern Europe), or target most benefits toward the poorest in society (as in the Anglo-Saxon countries). As a consequence, the impact of class on stances toward welfare state might differ considerably across the regime types.

The analysis below centres around two sets of questions: those meant to assess a respondent's objective and self-perceived position in society; and those that address his or her attitude toward the welfare state. While the former set of questions allow us to explore the extent to which class identity reflects positional considerations, the latter questions assess the expected attitudinal consequences of those positions.

To assess objective and self-perceived positions in society, we rely primarily on a standard set of items (found also in general surveys such as the International Social Survey Programme). First and foremost, we ask respondents for their self-identified class status – our key independent variable – using the question:

Most people see themselves as belonging to a particular class. Which class you would say you belong to?

1. Working class
2. Lower middle class
3. Middle class
4. Upper middle class
5. Upper class

This set of class marker options has the benefit of disaggregating the middle-class into subgroups that reflect real-life practices.

[Figure 1 about here]

Figure 1 provides an overview of the distribution of class identity across our various country samples. Crucially, we note that respondents do not simply all identify as “middle class”. Although a plurality of individuals in almost all countries place themselves within that category, a sizeable proportion of respondents identify otherwise: around 20 to 30 percent typically categorise themselves as working class (save for in the UK, where the working class, at 40 percent, is the largest group); while the size of the lower-middle class ranges widely from just over 10 percent in Denmark to over 30 percent in Italy. The upper-middle class, in turn, is rather smaller, with proportions ranging from 3 percent in the UK to 20 percent in Denmark. Given that less than 1 percent of respondents identified as upper class, we opt to exclude the category from our analysis below.

We then consider this class placement data alongside responses to three additional sets of positional questions. In order to compare the effect of social class to that of objective economic

position, we use data on respondent's household income, grouped into eleven income brackets.

Because the variable is part of YouGov's pre-collected background data, response rates are relatively high in comparison to standard surveys such as the International Social Survey Programme (ISSP) or the European Social Survey (ESS), though we still lose about one tenth of our sample.

Given that class markers are clearly connected to much more than simple economic position, we also consider two questions intended to reveal respondents' perceived position in society. The first of these asks respondents to place themselves on a decile spectrum, with the question:

In our society there are groups that tend to be towards the top and groups which tend to be towards the bottom. Below is a scale that runs from top to bottom. Where would you put yourself on this scale?

1. Bottom
2. _
3. _
4. _
5. _
6. _
7. _
8. _
9. _
10. Top

Note that the question wording here (taken from the ISSP) is purposefully broad, with the goal of having respondents reflect not simply upon their perceived economic position, but also their position in society more generally. The second question, in turn, is an original survey item designed to assess whether a respondent feels closer to those at the bottom or the top of society. To that end, respondents were presented with the statement "In general I have much more in common with poor people than with the rich" and then asked to record their agreement along a five-point scale ("Disagree strongly" (1), "Disagree" (2), "Neither agree nor disagree" (3), "Agree" (4), and "Agree strongly" (5)).

Traditional measures of welfare state attitudes normally either ask respondents about preferences for government redistribution or whether government should spend more or less on certain social programs. Yet none of these standard items actually relate to the respondent's own

relationship with and beliefs about the welfare state. Rather, they concern aggregated outcomes (i.e. redistribution) and specific social policies, and these may or may not be derived from attitudes about the welfare state as such. Put differently, correlating self-identified class position with preferences for redistribution and social spending will generate estimates that may be difficult to interpret when our interest is the welfare state *per se*. Indeed, this is particularly a problem as research mounts on the widely varying redistributive effect of social spending across different welfare states; in some, social spending is by and large directed at those with the lowest incomes, while the reverse is true in other places (e.g. Jensen and van Kersbergen, 2017: 97).

For these reasons, our analysis is based on three novel survey items investigating beliefs about one's *general relationship to the welfare state*, all of which employ the aforementioned set of responses ranging from “Disagree strongly” (1) to “Agree strongly” (5). The first of these questions is intended to determine whether respondents consider themselves to be net contributors to the state; we thus solicited their opinion on the statement “Overall, I pay more in taxes than I get back from state”. With a decidedly more neutral tone than our other key survey items, this question provides insight on how respondents perceive their fiscal relationship to the state. In much starker terms, the second survey item presents respondents with the hypothetical statement “I would ultimately be better off if the welfare state didn't exist”; the goal here is to draw out particularly harsh critics of the welfare state – whether that criticism is driven by perceived class status or other considerations. Finally, we also asked respondents for their agreement with the statement “The welfare state creates more problems than it solves”. Once again, our intention is to assess respondents' global assessments of the welfare state, in this instance by asking them to reflect on the balance between the asserted positive and negative consequences that are frequent fixtures in political debate. Further details on responses to these questions are laid out in Appendix Table 2, which presents the (weighted) means and standard deviations of each survey item across all of the countries in our sample.

Despite variation in their tone and focus, our three key survey items have a Cronbach's alpha of 0.74 and are highly correlated, suggesting that each is capturing an element of what could be collapsed under a broad umbrella of "welfare state scepticism". This does not, of course, suggest that the three questions provide an encompassing overview of citizens attitudes toward the welfare state; rather, each assesses a component of one's general relationship to the welfare state, whether in terms of the individual's personal gains and losses or the societal benefits and drawbacks of social programmes. If welfare states cater differently to different classes across our 10 countries (and assuming people both notice and care), this should come out directly when we study the correlation between self-identified class position and these welfare state attitudes.

In examining the relationship between responses to the questions and self-identified class, we employ the standard set of baseline controls (see, for example, Iversen and Soskice, 2001; Finseraas, 2009; Rehm, 2011), namely: a binary gender variable (with males coded as 1), reflecting research that suggests women are generally expected to more supportive of the welfare state (e.g. Svallfors, 1997); age, as well as its squared value (to allow for non-linear effects); education, with respondents sorted into one of three categories (coded 1 for those with less than secondary education, 2 for those having completed secondary education, and 3 for those with a post-secondary degree or diploma); trade union membership, as members are typically more supportive of the welfare state (e.g. Cusack et al., 2006); a binary religious attendance variable (coded 1 for those who have attended a religious ceremony (excluding special occasions) over the past month), since religiosity may shape welfare attitudes (e.g. Scheve and Stasavage, 2006); employment status dummy variables for the unemployed and the retired; and a binary variable denoting if a respondent's main source of income is government benefits. In constructing our analysis using a standard set of baseline controls, our intention is to set up the simplest test for class membership, as we avoid potentially crowding out the effect of the variable. We nevertheless confirm that our findings remain robust if we also include measures such as home ownership (see Ansell, 2014) and left-right ideological self-placement. Appendix Table 3 provides an

overview of the mean, standard deviation, and minimum and maximum values of all variables used in this paper.

Analysis

Our investigation proceeds in two stages. Before turning to analyse attitudes toward the welfare state, we first establish that self-identified class status is not entirely disconnected from related social and economic considerations in the minds of respondents; in other words, we want to know whether class status has meaning that is connected to the sorts of considerations that should be connected to the welfare state attitudes we examine. Doing so also helps validate our newly collected survey data by documenting that our findings regarding welfare attitudes (to be reported in the second step of the analysis) are not simply a by-product of anomalous data.

To that end, Figure 2 illustrates the percentage of a given class that falls into each of the income brackets (in the top panel) and self-perceived deciles (in the bottom panel) across the sample as a whole. Looking first at the relationship between class and household income brackets, we note that although there are always at least a few individuals from every income category within each of the classes, the pattern broadly reflects a general link between class and income: as one moves from the working class across the class spectrum to the upper-middle class, we find a growing percentage of individuals in the higher income brackets. That said, the difference between the working class and the lower-middle class is negligible, and members of the upper-middle class in particular are spread widely across the income range.

[Figure 2 about here]

Looking beyond objective economic position, the bottom panel of Figure 2 turns our attention to the respondents' self-perceived positions in their societies. Here we find a much closer relationship

with class identity, even when we compare the distribution of answers for working and lower-middle class respondents. The modal response increases as we move across the class spectrum – from the working class (at the 3rd decile) to the lower-middle (5th), middle (6th), and upper-middle (7th) class groups – and (weighted) mean responses increase steadily (at 3.7, 4.2, 5.6, and 6.8 respectively). While respondents from each class grouping do not of course cluster into a single perceived decile, most can nevertheless be found spread across two to three adjacent decile groups.

Finally, examining perceived proximity to the poor versus the rich offers another way to assess whether class identification is tied to one’s (perceived) position in society. Yet since a variety of individual-level characteristics may shape responses to this question (as well as those below), the remainder of the paper will present results from multivariate analysis. In particular, logistic regressions (incorporating design weights) were run (1) independently for each country in the sample, (2) pooling together countries based on their welfare state type, and (3) on the sample as a whole. In the latter two instances, the analysis also includes country dummies to control for country-level heterogeneity. In each iteration of the analysis, we seek to explain agreement with a given statement (with agree and strongly agree coded as 1), controlling for the various factors laid out in the previous section. The result is a set of 15 regressions per question. All findings are therefore illustrated via plots of marginal effect sizes,¹ with full regression tables relegated to an Online Appendix.

[Figure 3 about here]

Figure 3 presents the first variant of this analysis, regarding agreement with the statement “In general I have much more in common with poor people than with the rich”. The figure illustrates the marginal effect (on probability of agreement) of a given class status relative to the working class. The

¹ Results presented using the `coefplot` package (Jann 2014), `tabplot` (Cox 1998), and `plotplainblind` (Bischof forthcoming).

size of the marginal effects is reported on the horizontal axis and with 95% confidence intervals displayed as the bars around each marginal effect estimate. In this setup, if the 95% confidence intervals overlap with the vertical zero line, the effect is statistically insignificant. Results confirm the connection between self-ascribed class and societal position: the probability of agreeing with the statement decreases progressively (relative to working class respondents) as one moves up the class hierarchy, with relatively large marginal effect sizes. Indeed, despite a few exceptions in Scandinavia and France vis-à-vis the lower-middle class, this relationship is consistent across countries, welfare-state regimes, and the sample as a whole.²

All in all, there is little doubt that people are on average perfectly capable of situating themselves in the class hierarchy. Those with lower incomes and a perception that they have more in common with the poor tend to self-identify as a lower class than those with a higher income and less in common with the poor. These findings corroborate other studies using measures such as occupation (e.g. Curtis, 2016), and lead us to confirm that class clearly has a social and economic meaning for our respondents. The core question of our paper remains, however: do these self-identified class positions also reflect distinct stances toward the welfare state?

[Figure 4 about here]

Our first attempt to respond to this question is laid out in Figure 4, which is focused on agreement with the statement “Overall, I pay more in taxes than I get back from state” We thus begin by examining what factors shape an individual’s self-identification as a net contributor or net recipient. Here the presentation replicates that found in Figure 3 – illustrating the effect of a given class marker

² Note also that the differences between the middle and upper-middle class are statistically significant everywhere except Sweden and the United Kingdom.

relative to the working class – but we also add an additional panel (on the right) demonstrating the effect of moving up one income bracket. (Recall that there are 11 brackets in total.)

If social position matters, responses to this statement would be the most obvious place to find it out of our three key dependent variables. Yet as Figure 4 makes clear, there is little evidence (outside of the French case) to suggest that social class affects agreement with this statement. Nor is this because of a lack of variation: the split among respondents on this question is more or less even, with a small majority (58 percent) asserting that they are net contributors. Indeed, as the right-most panel in the figure demonstrates, household income does a much better job of explaining responses to these questions: while a few individual countries do not quite reach statistical significance, only Spanish respondents clearly diverge from the general trend; and income reaches significance for the welfare state types as well as the overall sample. Taking the sample as a whole, moving across the interquartile range of income categories (from the third to the ninth bracket) entails an increased likelihood of agreeing of just over 15 percent. In France – the only country for which there was consistent evidence of a class effect – the impact of moving from the working class to the upper-middle class (at 18 percent) is surpassed even by an increase of three income brackets (at 21 percent).

[Figure 5 about here]

Figure 5, in turn, repeats the above exercise, but focuses on agreement with the claim “I would ultimately be better off if the welfare state didn’t exist?”. This statement presumably captures the respondents’ overall assessment of the welfare state. Assuming an even modestly redistributive welfare state – and given the results above which link class to position in the societal hierarchy – one might expect class to be a major determinant of responses; yet, as the figure indicates, results are noteworthy in that there is strikingly little evidence of an effect of class status on responses to the statement. The effect sizes of the various class markers are almost never statistically significant, and in the few

instances that they are, they remain small and sensitive to small changes to model specification. Recall also that the list of controls employed is relatively limited – adding a control for ideology, for example, erases even the small effect that is at times present in the Anglo-Saxon welfare states.

In a certain sense, given that a focus on insurance preferences would suggest broad agreement with the idea that one is better off with a welfare state than without one, these non-findings are perhaps not as shocking as one might initially think. Yet as the figure also illustrates, there *is* evidence that income matters – though the effect here varies greatly by welfare state type. In the Anglo-Saxon and Continental welfare states (save for the Netherlands), higher income is consistently associated with a greater probability of agreeing that one would be better off if the welfare state did not exist. In the Scandinavian and Southern European welfare states, by contrast, we find no evidence of such an effect. While in the case of Scandinavia this divergence may be explained by the broader popular base of universalist welfare states, it is interesting to note that the Southern European welfare states do not fall in line with their corporatist Continental neighbours. Whether this distinction reflects temporary factors (such as the impact of recent economic crises) or more long-term ones (such as the increased focus on benefits for welfare state insiders) would however require further research.

[Figure 6 about here]

Finally, Figure 6 illustrates the marginal effect of class status on agreement with the statement “The welfare state creates more problems than it solves,” reflecting potential concerns about the welfare state’s negative externalities. Here once more, one would predict, *a priori*, that responses would be closely related to class identification, albeit perhaps with different gradient across welfare state types – but results again belie expectations. Evidence of a relationship between class and agreement is scarce. What is more, in the few instances in which small statistically significant effects are present, they are often in the opposite direction than one would expect: for example, upper-middle class respondents

seem, in the sample as a whole, to be marginally *less* likely than working class respondents to think that welfare creates more problems than it solves. Yet these results are not robust to changes to the included sample (i.e. remove-one jackknifing) nor, often, to the introduction of additional common control variables. Indeed, even income does not help us to understand responses to this question: the only evidence of an effect here is found in the Anglo-Saxon welfare states, and is entirely driven by the United States.

Overall, then, we find that while class self-identification does appear to be tied to one's actual and perceived position in society, it is nevertheless an extremely poor predictor of attitudes toward the welfare state. This is an especially striking finding given that several of our survey questions are expressly focused on welfare state attitudes that should (in theory at least) be driven by positional considerations – namely, believing oneself to be a net contributor to the welfare state, and feeling that one would be better off if the welfare state did not exist. The broad lack of evidence of a class-based effect suggests that although class may have social and economic meaning for individuals, we should not take for granted that it will have corresponding political meanings as well.

Conclusion

Class actors often play an important role in accounts of the origin and persistence of welfare states, particularly in work connected to the Power Resource Theory (e.g. Stephens, 1979; Korpi, 1989). Yet do social classes constitute distinct groups in terms of attitudes toward the welfare state? Based on a unique survey covering more than 12 000 respondents in 10 countries, our answer is a resounding “no”. Indeed, none of the class groups we explored here really stood out in terms of their stances toward the welfare state. Self-identified working-class respondents were just as likely to think negatively about the welfare state as self-identified middle or even upper-middle class individuals. There is, by contrast, more evidence to suggest that income level matters for attitudes toward the welfare state; but

even its impact varies considerably, depending on both the question asked of respondents and the country in which they live.

Our findings thus align with previous research suggesting that class markers (e.g. Oesch, 2006; Beramendi et al., 2015) and in some instances even income groups (Soroka and Wlezien, 2008) may be less relevant than often assumed in the literature. Yet, crucially, self-identified class position is nonetheless tied to individual-level characteristics that should presumably shape one's general stance toward the welfare state: it correlates strongly with income and affinity with the poor. Self-identified class positions, in other words, clearly have a social and economic meaning – they just lack any corresponding effect on attitudes towards the welfare state.

Why might this be the case? While this is an obvious avenue for future research, two potential answers seem obvious. On the one hand, the simplest answer is that class positions simply never mattered that much for attitudes toward the welfare state, and that other individual-level characteristics – such as risk aversion and occupation – are what really matter (Erikson and Goldthorpe, 1992; Kitschelt and Rehm, 2014). Similarly, it could also be that while social class was important during the expansionary phase of the welfare state (Stephens, 1979; Korpi, 1989), its relevance may have diminished considerably since the 1970s (e.g. Pierson, 1994; 1996). Insofar as governments seek to reform the welfare state while avoiding electoral backlash, the relevant societal groups should be either benefit recipients for whom losses will be concentrated (e.g. retirees with pension reform) or citizens clustered around the median income group.

For related reasons, part of the explanation for our findings may lie with parties rather than individuals: in a study of the United Kingdom, Evans and Tilley (2017) suggest that the decline of class voting can be best explained not by a breakdown of class, but rather by party de-alignment – with parties moving towards the centre in a hunt for the fabled middle-class voters. From this perspective, people may be just as likely as ever to feel a sense of class belonging, but parties no longer represent classes very well. Indeed, research suggests the popularity of the welfare state has pushed centre-right

parties to give up many of their most fiscally conservative positions, not least on areas such as health care and old age pensions (Jordan, 2011; Jensen, 2014). In a similar fashion, social democratic and other centre-left parties have adopted some of the policy positions previously associated with the right, including budget discipline and marketization of public services (Green-Pedersen, 2002; Klitgaard, 2007; Gingrich, 2011). Welfare attitudes may therefore not correlate well with self-identified class position because the political system is less structured around these attitudes than in the past. Future research, in short, needs to pay close attention to the possibility that the policy preferences of classes and welfare state politics may well be endogenous to each other. As a consequence, research exploring how political parties understand class markers and their potential political relevance would be especially valuable. Is class really a relevant concept for office-seeking political elites, or are appeals to the middle class simply a (relatively content-free) holdover from a time when class actually mattered?

References

- Ansell, B. (2014), 'The political economy of ownership: Housing markets and the welfare state', *American Political Science Review*, 108: 02, 383-402.
- Ansolabehere, S. and Schaffner, B. F. (2014), 'Does survey mode still matter? Findings from a 2010 multi-mode comparison'. *Political Analysis*, 22: 3, 285-303.
- Beramendi, P., Häusermann, S., Kitschelt, H., and Kriesi, H. (eds.) (2015), *The politics of advanced capitalism*, Cambridge, UK: Cambridge University Press.
- Bischof, D. (Forthcoming), 'New Figure Schemes for Stata: Plotplain & Plottig.', *The Stata Journal*.
- Curtis, J. (2016), 'Social mobility and class identity: The role of economic conditions in 33 societies, 1999–2009', *European Sociological Review*, 32: 1, 108-121.
- Cusack, T., Iversen, T., and Rehm, P. (2006), 'Risks at Work: The Demand and Supply Sides of Government Redistribution', *Oxford Review of Economic Policy*, 22: 3, 365–89.
- Erikson, R., and Goldthorpe, J. H. (1992), *The constant flux: A study of class mobility in industrial societies*, Oxford, UK: Clarendon Press.
- Esping-Andersen, G. (1985), *Politics against markets: The social democratic road to power*, Princeton, NJ: Princeton University Press.
- Esping-Andersen, G. (1990) *The Three Worlds of Welfare Capitalism*, Cambridge, UK: Polity Press.
- Evans, Geoff, and James Tilley (2017). *The New Politics of Class: The political exclusion of the British working class*, Oxford, UK: Oxford University Press.
- Ferrera, M. (1996), 'The "Southern Model" of Welfare in Social Europe', *Journal of European Social Policy*, 6: 1, 17-37.
- Finseraas, H. (2009), 'Income Inequality and Demand for Redistribution: A Multilevel Analysis of European Public Opinion', *Scandinavian Political Studies*, 32: 1, 94-119.
- Gingrich, J. R. (2011), *Making markets in the welfare state: the politics of varying market reforms*, Cambridge, UK: Cambridge University Press.

- Green-Pedersen, C. (2002), *The politics of justification: party competition and welfare-state retrenchment in Denmark and the Netherlands from 1982 to 1998*. Amsterdam, Netherlands: Amsterdam University Press.
- Hout, M. (2008), 'How class works: Objective and subjective aspects of class since the 1970s', in A. Lareau and D. Conley (eds.), *Social class: How does it work?*, New York, NY: Russell Sage Foundation, 25-64.
- Iversen, T., & Soskice, D. (2006), 'Electoral institutions and the politics of coalitions: Why some democracies redistribute more than others', *American Political Science Review*, 100: 02, 165-181.
- Jann, B. (2013), 'Plotting Regression Coefficients and Other Estimates', *The Stata Journal* 14: 708-37.
- Jensen, C. (2014), *The Right and the Welfare State*, Oxford, UK: Oxford University Press.
- Jensen, C. and van Kersbergen, K. (2017), *The Politics of Inequality*, Houndmills, UK: Palgrave Macmillan.
- Jæger, M.M. (2013), 'The effect of macroeconomic and social conditions on the demand for redistribution: A pseudo panel approach', *Journal of European Social Policy*, 23: 2, 149-163.
- Jordan, J. (2011), 'Health Care Politics in the Age of Retrenchment', *Journal of Social Policy*, 40: 1, 113-134.
- Kenworthy, L. and McCall, L. (2008), 'Inequality, public opinion and redistribution', *Socio-Economic Review* 6: 1, 35-68.
- Kitschelt, H., and Rehm, P. (2014), 'Occupations as a site of political preference formation', *Comparative Political Studies*, 47: 12, 1670-1706.
- Klitgaard, M. B. (2007), 'Why are they doing it? Social democracy and market-oriented welfare state reforms', *West European Politics*, 30: 1, 172-194.
- Korpi, W. (1989), 'Power, Politics, and State Autonomy in the Development of Social Citizenship: Social Rights During Sickness in Eighteen OECD Countries Since 1930', *American Sociological Review*, 54: 3, 309-328.

- Korpi, W. and Palme, J. (1998) 'The Paradox of Redistribution and Strategies of Equality: Welfare State Institutions, Inequality, and Poverty in the Western Countries', *American Sociological Review*, 63: 5, 661-687.
- Larsen, C. (2008), 'The Institutional Logic of Welfare Attitudes: How Welfare Regimes Influence Public Support', *Comparative Political Studies*, 41: 2, 145-68.
- Lupu, N. and Pontusson, J. (2011), 'The structure of inequality and the politics of redistribution', *American Political Science Review*, 105: 2, 316-336.
- Meltzer, A. H., and Richard, S. F. (1981), 'A rational theory of the size of government', *Journal of Political Economy*, 89: 5, 914-927.
- Moene, K. O., and Wallerstein, M. (2001), 'Inequality, Social Insurance, and Redistribution', *American Political Science Review*, 95: 4, 859-874.
- Oddsson, G. A. (2010), 'Class awareness in Iceland', *International Journal of Sociology and Social Policy*, 30: 5/6, 292-312.
- Oesch, D. (2006), *Redrawing the class map: Stratification and institutions in Britain, Germany, Sweden and Switzerland*, London, UK: Palgrave Macmillan.
- Pierson, P. (1994), *Dismantling the welfare state? Reagan, Thatcher, and the politics of retrenchment*, Cambridge, UK: Cambridge University Press.
- Pierson, P. (1996), 'The New Politics of the Welfare State', *World Politics*, 48: 2, 143-179.
- Rehm, P. (2011), 'Social policy by popular demand', *World Politics*, 63: 2, 271-299.
- Rehm, P. (2016), *Risk inequality and welfare states: social policy preferences, development, and dynamics*, Cambridge, UK: Cambridge University Press.
- Rothstein, Bo (1998), *Just Institutions Matter: The Moral and Political Logic of The Universal Welfare State*, Cambridge, UK: Cambridge University Press.

- Savage, M., Devine, F., Cunningham, N., Taylor, M., Li, Y., Hjellbrekke, J., Le Roux, B., Friedman, S., and Miles, A. (2013), 'A new model of social class? Findings from the BBC's Great British Class Survey experiment', *Sociology*, 47: 2, 219-250.
- Scheve, K., and Stasavage, D. (2006), 'Religion and preferences for social insurance', *Quarterly Journal of Political Science*, 1: 3, 255-286.
- Schmidt-Catran, A.W. (2016) 'Economic inequality and public demand for redistribution: combining cross-sectional and longitudinal evidence', *Socio-Economic Review*, 14: 1, 119-140.
- Soroka, S., & Wlezien, C. (2008), 'On the Limits to Inequality in Representation', *Political Studies*, 41: 2, 319-327.
- Speer, I. (2016), 'Race, Wealth, and Class Identification in 21st-Century American Society', *The Sociological Quarterly*, 57: 2, 356-379.
- Sumino, T. (2014), 'Escaping the Curse of Economic Self-interest: An Individual-level Analysis of Public Support for the Welfare State in Japan', *Journal of Social Policy*, 43: 1, 109-133.
- Stephens, J.D. (1979), *The transition from capitalism to socialism*, London, UK: Springer.
- Svallfors, S. (1997), 'Worlds of welfare and attitudes to redistribution: A comparison of eight western nations', *European Sociological Review*, 13: 3, 283-304.
- Svallfors, S. (2004), 'Class, attitudes and the welfare state: Sweden in comparative perspective', *Social Policy & Administration*, 38: 2, 119-138.
- Tajfel, H. (1974), 'Social Identity and Intergroup Behaviour', *Social Science Information*, 13: 2, 65-93.
- Taylor-Gooby, P. (1997), 'In Defence of Second-best Theory: State, Class and Capital in Social Policy', *Journal of Social Policy*, 26: 2, 171-192.
- Van Kersbergen, K. (1995), *Social capitalism: A study of Christian democracy and the welfare state*, New York, NY: Routledge.
- Van Kersbergen, K., and Manow, P. (2009), *Religion, class coalitions, and welfare states*, Cambridge UK: Cambridge University Press.

Appendix

Appendix Table 1: Number of respondents per country.

Country	Number of Respondents	Respondents in Regression Analysis
Denmark	1206	953
France	1201	1007
Germany	1202	852
Italy	1202	845
Norway	1213	913
Spain	1203	862
Sweden	1214	940
The Netherlands	1207	882
The United Kingdom	1202	916
The United States	1200	889
Total	12 050	9059

Appendix Table 2: Descriptive Statistics of Dependent Variables, by Country

	Net Contributor		Better Off No Welfare		Welfare Creates Problems	
	Mean	Standard Deviation	Mean	Standard Deviation	Mean	Standard Deviation
Germany	3.566518	1.305878	2.317607	1.150341	2.643214	1.210682
Denmark	3.051229	1.394146	1.778819	1.067746	2.311303	1.227686
Spain	3.779737	1.270554	2.342309	1.243574	2.672928	1.259177
France	3.709832	1.245927	3.391575	1.091899	3.551546	1.090288
Italy	4.208566	1.083002	2.836499	1.322289	3.09242	1.286884
Netherlands	3.782573	1.209654	2.65845	1.295533	3.228861	1.289139
Norway	3.014337	1.402512	1.767052	1.079084	2.272171	1.259441
Sweden	3.569216	1.428732	2.223657	1.25312	2.548195	1.304019
UK	3.520029	1.372843	2.41381	1.283022	2.734617	1.310409
US	3.592902	1.322949	3.046164	1.420304	3.36337	1.387334

Appendix Table 3: Weighted descriptive statistics of all variables.

Variable	Mean	Standard Deviation	Min	Max
Social class	2.40	0.97	1	4
More similar to poor	3.45	1.07	1	5
Net contributor	3.58	1.35	1	5
Better off without welfare	2.47	1.32	1	5
Welfare creates problems	2.83	1.33	1	5
Male (binary)	0.49	0.50	0	1
Age	47.99	16.12	18	90
Education	2.11	0.74	1	3
Trade union membership	1.28	0.45	1	2
Religious attendance (binary)	1.27	0.44	1	2
Unemployed (binary)	0.10	0.30	0	1
Retired (binary)	0.24	0.43	0	1
Main income from benefits (binary)	1.21	0.41	1	2
Income category	4.85	2.75	1	11
Perceived decile	4.99	1.80	1	10
Ideological self-placement	5.22	2.58	0	10
Home owner (binary)	0.55	0.50	0	1

Figure 1:

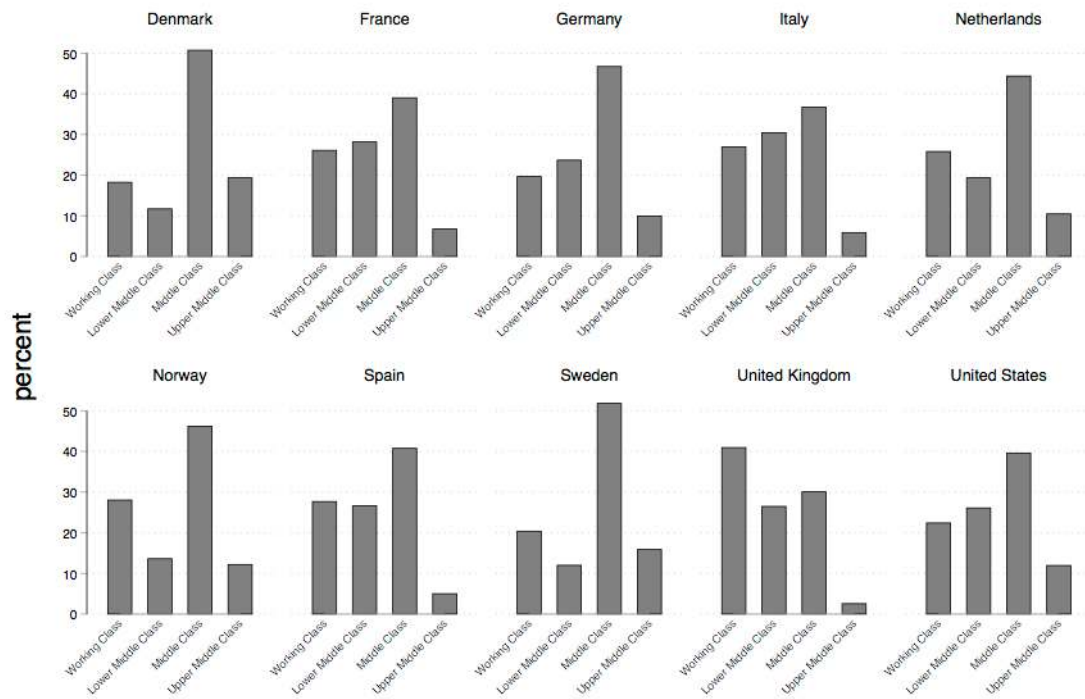


Figure 2:

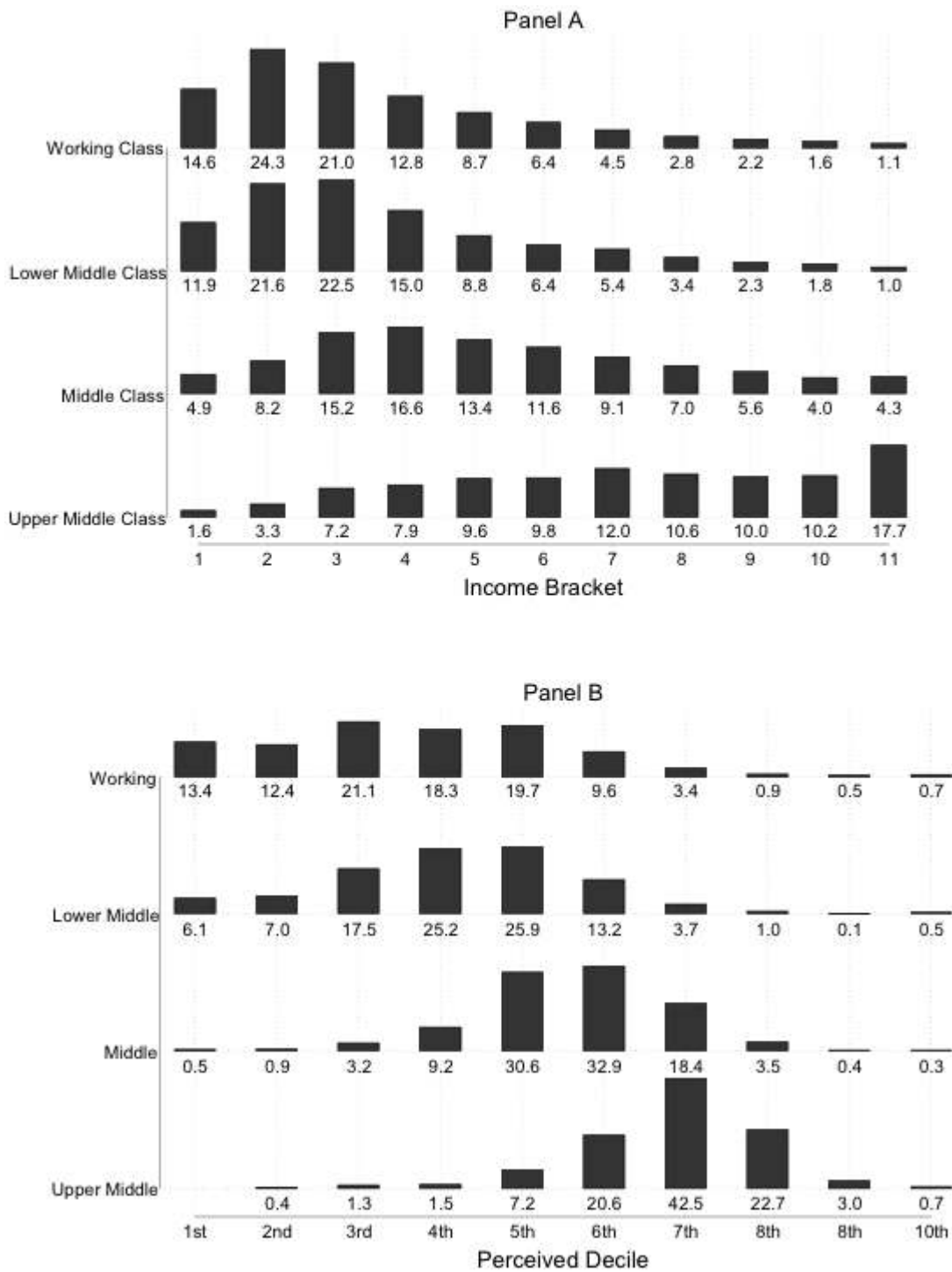


Figure 3:

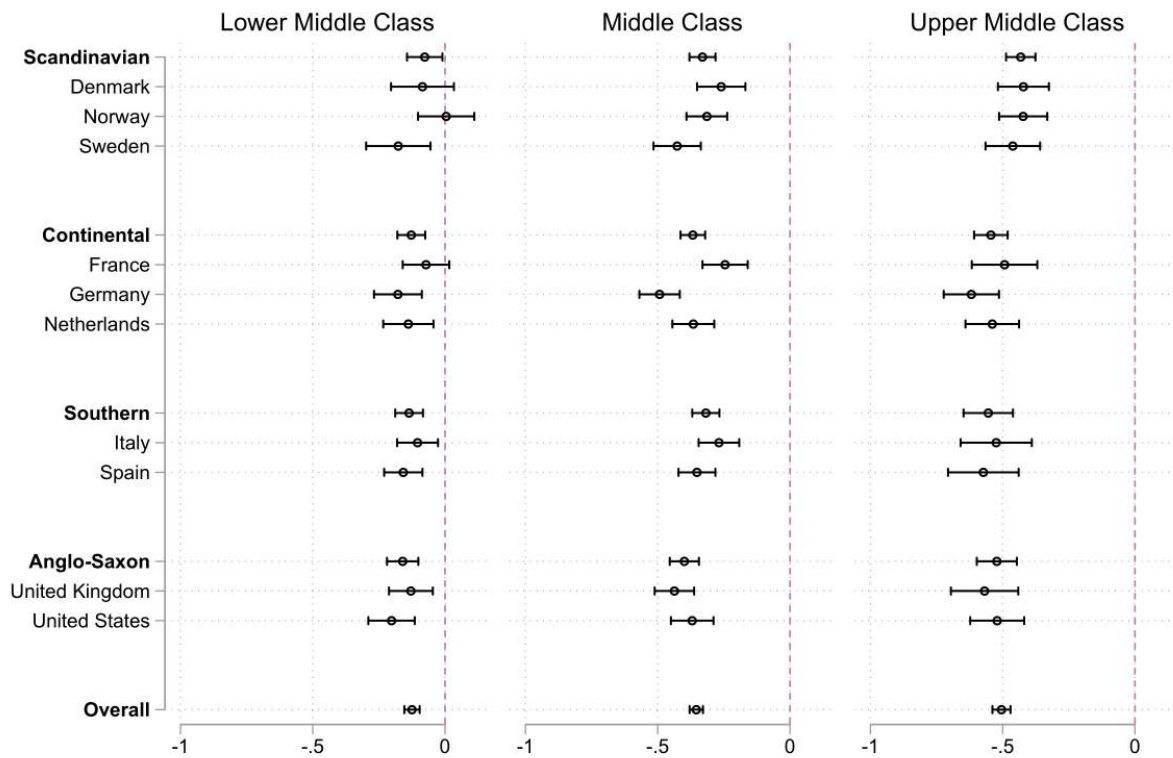


Figure 4:

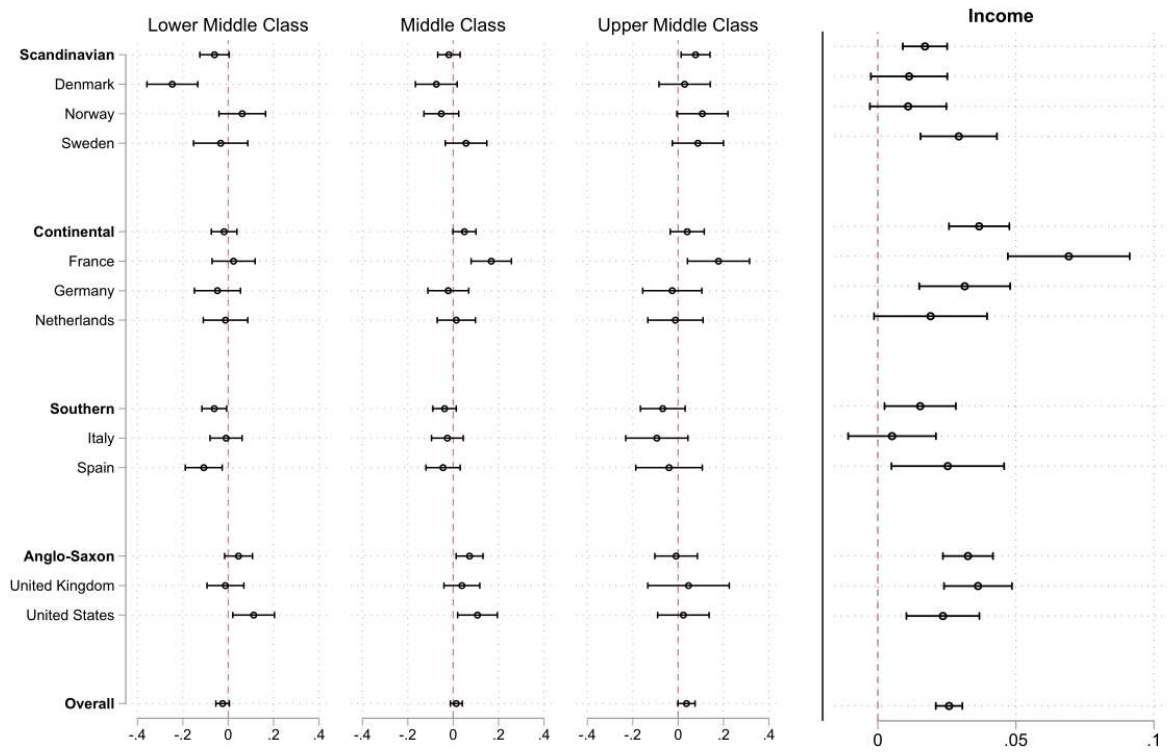


Figure 5:

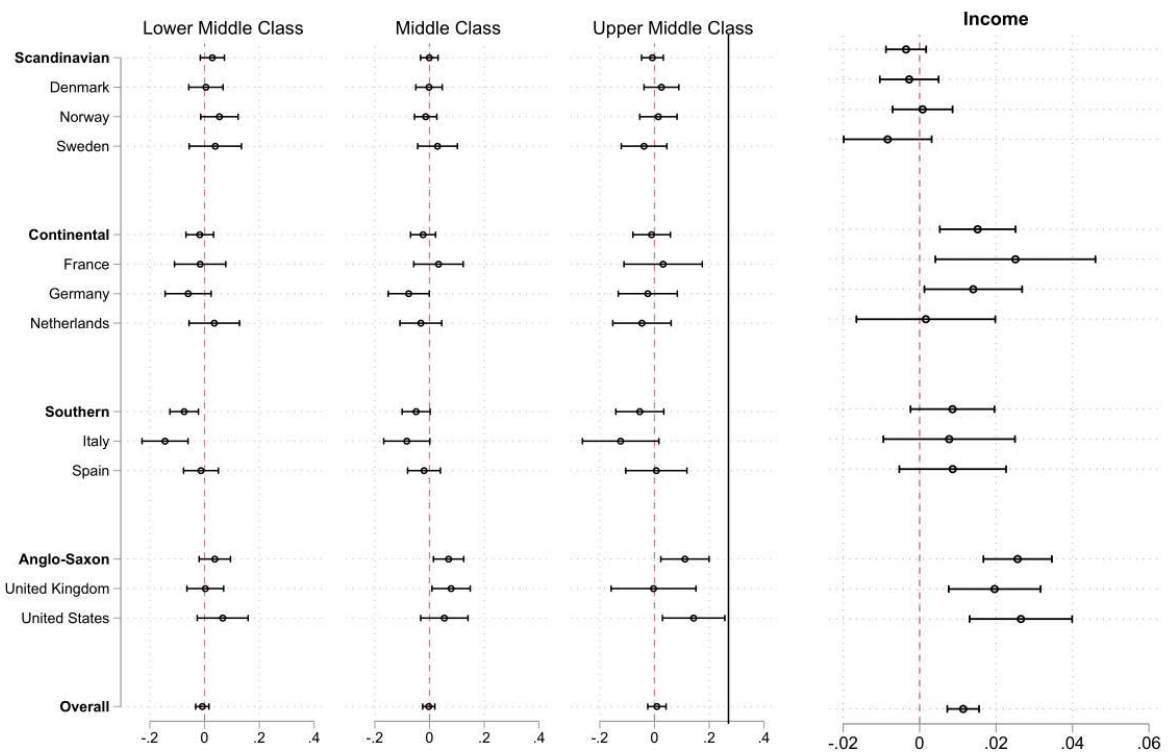


Figure 6:

