


Original article
The impact and effectiveness of new coronavirus vaccine on disease outcome worldwide
Tasneem A. Alkout ^a, Abdulhamid M. Alkout ^{b,c,*}
^a Faculty of Medicine, University of Tripoli, Tripoli, Libya

^b Faculty of Medical Technology, University of Tripoli, Tripoli, Libya

^c Albarra Hospital, Tripoli, Libya

ARTICLE INFO
Article history:

Received 01 September 2021

Received in revised form 26 Septiembre 2021

Accepted 19 October 2021

Keywords:

Full vaccine

Total vaccine

COVID-19

SARS-CoV-2

mRNA vaccine

Vector vaccine

Inactivated virus vaccine

ABSTRACT

Introduction: Severe Acute Respiratory Syndrome Coronavirus 2 (SARS-CoV-2) is spreading rapidly around the world caused serious respiratory disease leading to death, therefore vaccine is the effective way to control this pandemic. Scientists tried to produce safe and effective SARS-CoV-2 vaccines in record time and vaccination program started in December 2020. The aim of this study to determine the impact of SARS-CoV-2 vaccine on COVID-19 disease.

Materials and methods: The COVID-19 cases data of post-vaccination and pre-vaccination were collected from Worldmeter website, and the percentage of vaccinated people data obtained from Statistics and Research Coronavirus Vaccinations. The statistical analyses performed with SPSS software version 16.0.

Results: The results showed countries with higher percentage of full dose vaccinated people correlated strongly with decrease of death and the severity of the disease among their infected population. This study showed that different vaccine mechanism against SARS-CoV-2 virus of more than 23.5% of vaccination people with full dose vaccine is effective to decrease death and serious symptoms of COVID-19 disease and increasing the recovery rate.

Conclusions: Different mechanism type of full dose vaccine against SARS-CoV-2 is effective to decrease death and serious symptoms of COVID-19 disease with increasing recovery rate. It was difficult to assess the effect of single dose alone, therefore more studies are recommended to assess the effect of single dose vaccine with COVID-19 disease outcome and to determine if the vaccine will accelerate the period of recovery rate and reduce the infectious period time in each country.

© 2021 The Authors. Published by Iberoamerican Journal of Medicine. This is an open access article under the CC BY license (<http://creativecommons.org/licenses/by/4.0/>).

* Corresponding author.

E-mail address: Dr.Alkout@gmail.com

ISSN: 2695-5075 / © 2021 The Authors. Published by Iberoamerican Journal of Medicine. This is an open access article under the CC BY license (<http://creativecommons.org/licenses/by/4.0/>).

<https://doi.org/10.53986/ibjm.2021.0053>

El impacto y la eficacia de la nueva vacuna contra el coronavirus en el resultado de la enfermedad en todo el mundo

INFO. ARTÍCULO

Historia del artículo:

Recibido 01 Septiembre 2021

Recibido en forma revisada 26 Septiembre 2021

Aceptado 19 Octubre 2021

Palabras clave:

Vacuna completa

Vacuna total

COVID-19

SARS-CoV-2

Vacuna de ARNm

Vacuna de vector

Vacuna de virus inactivado

RESUMEN

Introducción: El síndrome respiratorio agudo severo por coronavirus 2 (SARS-CoV-2) se está propagando rápidamente por todo el mundo provocando una enfermedad respiratoria grave que conduce a la muerte, por lo que la vacuna es la forma eficaz de controlar esta pandemia. Los científicos intentaron producir vacunas contra el SARS-CoV-2 seguras y efectivas en un tiempo récord y el programa de vacunación comenzó en diciembre de 2020. El objetivo de este estudio es determinar el impacto de la vacuna contra el SARS-CoV-2 en la enfermedad COVID-19.

Materiales y métodos: Los datos de casos de COVID-19 de posvacunación y prevacunación se recopilieron del sitio web de Worldmeter, y el porcentaje de datos de personas vacunadas obtenidos de Estadísticas e Investigación de Vacunas por Coronavirus. Los análisis estadísticos realizados con el software SPSS versión 16.0.

Resultados: Los resultados mostraron que los países con un mayor porcentaje de personas vacunadas con la dosis completa se correlacionaron fuertemente con la disminución de la muerte y la gravedad de la enfermedad entre su población infectada. Este estudio mostró que el mecanismo de vacunación diferente contra el virus SARS-CoV-2 de más del 23.5% de personas vacunadas con la vacuna de dosis completa es eficaz para disminuir la muerte y los síntomas graves de la enfermedad COVID-19 y aumentar la tasa de recuperación.

Conclusiones: Diferentes tipos de mecanismos de vacuna de dosis completa contra el SARS-CoV-2 son efectivos para disminuir la muerte y los síntomas graves de la enfermedad COVID-19 con una tasa de recuperación creciente. Fue difícil evaluar el efecto de la dosis única sola, por lo que se recomiendan más estudios evaluar el efecto de la vacuna de dosis única con el resultado de la enfermedad COVID-19 y determinar si la vacuna acelerará el período de recuperación y reducirá el período de infección en cada país.

© 2021 Los Autores. Publicado por Iberoamerican Journal of Medicine. Éste es un artículo en acceso abierto bajo licencia CC BY (<http://creativecommons.org/licenses/by/4.0/>).

HOW TO CITE THIS ARTICLE: Alkout TA, Alkout AM. The impact and effectiveness of new coronavirus vaccine on disease outcome worldwide. *Iberoam J Med.* 2021;3(4):332-340. doi: 10.53986/ibjm.2021.0053.

1. INTRODUCTION

Coronavirus disease 2019 (COVID-19) is a new infectious disease which generate the Severe Acute Respiratory Syndrome Coronavirus 2 (SARS-CoV-2), that spreading rapidly around the world [1]. Most people will develop mild to moderate respiratory illness but old age people or patients with special medical condition such as diabetes, chronic respiratory disease or cardiovascular disease may develop serious symptoms leading to death [2, 3]. This pandemic affected the world socially, economically and the health care system including the overload on medical facilities and hospitals as well as the medical staff who are at a high risk [4]. Therefore, the need of an effective way to control this pandemic is a must, such as hand washing, face mask, social distance or vaccine [5].

Typically, vaccines need years of research and testing before reaching the clinic, but in 2020 scientists tried to produce safe and effective SARS-CoV-2 vaccines in record time. As the last update in 12th August, 2021 researchers were testing 99

vaccines in clinical trials on human and 33 have reached the final stages of testing and more than 75 preclinical vaccines are under active investigation in animals [6].

The world first mass vaccination program started in December 2020 with at least 13 different vaccines [7]. SARS-CoV-2 vaccines have various categories such as inactivated virus vaccines, subunit vaccines, vector vaccines, and nucleic acid vaccines, with efficacy arranged from 50% up to 95%. The most common vaccine mechanism used around the world has been made from companies such as Pfizer/BioNTech Comirnaty and Moderna COVID-19 vaccine, which are mRNA-based vaccines with efficacy 95% and 94.5%, respectively, AstraZeneca/AZD1222 and Janssen/Ad26.COV2.S vaccines are Adenovirus Vector vaccine with efficacy 70% and 76.7-85.4%, respectively. Finally, the Sinopharm COVID-19 vaccine (BBIBP-CorV) and Sinovac-CoronaVac are Inactivated virus vaccine with efficacy of 79% and 50-91%, respectively [8, 9]. Two doses are needed for full vaccination from the most vaccines listed by World Health Organization (WHO) as Moderna and Pfizer-BioNTech., while in Johnson & Johnson's a single

dose only is enough [7, 10].

A vaccine's efficacy is the performance in a controlled clinical trial, while vaccine effectiveness is a measure of how well vaccines work in the real world conditions [11], especially with some factors that may affect the effectiveness of the vaccine including clinical trial on specific people who may develop a different response to the vaccine or the mutations in the virus genome, or the correct storage and handling of the vaccine [12]. COVID-19 vaccines will not be 100% effective, but the evaluations observed a reduced number of infections the infection, critical cases and death from the SARS-CoV-2 infection [12, 13]. The aim of this study is to assess the correlation and the effectiveness of SARS-CoV-2 vaccine with COVID-19 disease outcome worldwide.

2. MATERIALS AND METHODS

The data on COVID-19 cases for 138 countries post vaccination on 17 August 2021 collected from Worldmeter website (www.worldmeter.info). The website listed numbers of cases, total cases, active cases, recovery cases, deaths cases and critical case. The data for pre-vaccination for 86 countries on 13 April 2020 collected previously from (www.worldmeter.info) which was previously published [14]. All the results were expressed in percentage from the total cases to avoid the increased number of infected people among the countries after more than one year of pandemic. The percentage of vaccinated people data in each country was obtained from Statistics and Research Coronavirus (COVID-19) Vaccinations (<https://ourworldindata.org/covid-vaccinations>) [15]. Countries were divided into four groups: group 1 (0-24 %), group 2 (25-49%), group 3 (50-74) and group 4 (75-100%) of vaccination. In addition, 2 groups were defined: first is the full dose vaccination which is the percentage of vaccinated people received two doses and completed the vaccination program and second is the total dose vaccination which is the percentage of vaccinated people who completed the vaccination program plus people received single dose only. Three different types of SARS-CoV-2 vaccine mechanism was used in these study: mRNA, vector Adenovirus and inactivated virus, made from different companies such as Moderna, Johnson&Johnson, AstraZeneca, Pfizer/BioNTech, Sinopharm, Sinovac, Sputnik V, CanSino, Covaxin, and COVIran, among 138 countries. There was no country used the inactive virus, being the 138 countries divided into 6 groups: group 1 used the mRNA only, group 2 used adenovirus vector only, group3 used mRNA, adenovirus vector and inactive virus,

group 4 used mRNA and adenovirus vector, group 5 used mRNA and inactive virus and group 6 used inactive virus and adenovirus vector, (<https://ourworldindata.org/covid-vaccinations>),

The statistical analyses were performed with SPSS software version 16.0. The Paired T-test was used for the comparison between COVID-19 disease outcome pre and post-vaccination. Spearman Correlation coefficient was used for the relationship between full and total SARS-CoV-2 vaccine with COVID-19 disease outcome. Receiver operating characteristic curve (ROC curve), Area Under the Curve (AUC) and Mann Whitney test were used to assess the sensitivity and specificity of the vaccine efficiency and the impact of vaccine on severity of COVID-19 diseases. Kruskal Wallis test was used to compare the percentage of vaccine distribution in four groups among countries with COVID-19 disease outcome. Countries without enough date were excluded from the statistical analysis.

3. RESULTS

The correlation between total and full SARS-CoV-2 vaccine with the percentage of COVID-19 cases outcome in 138 countries at 17 August 2021 were evaluated. The results showed a significant negative correlation of total vaccine with percentage of death from COVID-19 ($r_s = -0.345$, $p = 0.005$), percentage of critical cases ($r_s = -0.201$, $p = 0.018$) and was insignificant negative correlation with active cases ($r_s = -0.143$, $p = 0.095$). However, a significantly positive correlation with recovered cases was observed ($r_s = 0.189$, $p = 0.027$). Similar results were obtained with full vaccination, observing a significant negative correlation of full vaccine with percentage of death from COVID-19 ($r_s = -0.326$, $p = 0.0005$), percentage of critical cases ($r_s = -0.278$, $p = 0.001$) In addition, the results showed a significant negative correlation of full vaccination with active cases ($r_s = -0.208$, $p = 0.015$) and significantly positive correlation with recovered cases ($r_s = 0.248$, $p = 0.003$).

79 countries received less than the mean percentage of vaccinated people (28%) and 59 countries higher than the mean percentage of vaccinated people (28%). The mean percentage of vaccine was used to assess the significant impact of vaccine on the percentage of death, active, critical and recovery cases. There were a significantly higher number of deaths, active and critical cases rate in countries with less than 28% of vaccinated people compared with countries with more than 28% of vaccinated people ($p = 0.0005$, $p = 0.041$ and $p = 0.003$, respectively). The recovery cases rate was significantly higher in countries with more than 28% of vaccinated people compared with countries

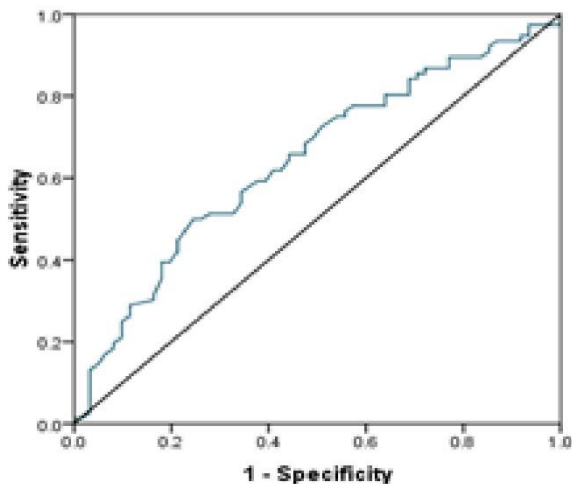
with less than 28% of vaccinated people ($p = 0.009$) (Table 1).

% of Vaccination countries	% of Active cases	% of Critical Cases	% of Death cases	% of Recovered cases
Higher than 28% (n=59)	7.67±1.4	0.07±0.01	1.4±0.1	91±1.4
Less than 28% (n=79)	11.3±1.6	0.1±0.02	2.6±0.3	86.3±1.7
p value	0.041	0.003	0.0005	0.009

Data from 36 countries of vaccine type distribution was available on (<https://ourworldindata.org/covid-vaccinations>) [15]. Therefore, the correlation between the distribution of SARS-CoV-2 vaccine types in these countries and severity of COVID-19 disease outcome assessed with spearman's correlation test and the results showed a significant negative correlation of mRNA vaccine type with percentage of death cases ($rs = -0.345$, $p = 0.039$)

Data is expressed as mean ± standard error.

and insignificant negative correlation with percentage of recovery cases ($rs = -0.181$, $p = 0.29$). There was observed a significant positive correlation with percentage of active cases ($rs = 0.332$, $p = 0.048$) and insignificant correlation with percentage of critical cases ($rs = 0.023$, $p = 0.89$). The correlation between vector adenovirus vaccine of SARS-CoV-2 with severity of COVID-19 disease outcome among 36 countries revealed an insignificant negative correlation with percentage of death cases ($rs = -0.132$, $p = 0.44$), and with percentage of recovery cases ($rs = -0.035$, $p = 0.83$).



virus vaccine with severity of COVID-19 disease outcome among 36 countries showed an insignificant positive correlation with percentage of death cases ($rs = 0.321$, $p = 0.056$), percentage of recovery cases ($rs = 0.218$, $p = 0.201$) and with percentage of critical cases ($rs = 0.32$, $p = 0.85$). Nevertheless, an insignificant negative correlation with percentage of active cases was observed ($rs = -0.313$, $p = 0.063$).

The mean percentage of death cases (1.4%) and percentage of recovery cases (91%) from Table 1 was used to classify the countries into two groups to assess the sensitivity and specificity of vaccine. The AUC results from ROC curve for percentage of recovery cases accepted (area = 0.643, 95% CI 0.550 - 0.735, $p = 0.004$) and the cut-off 19.5% of

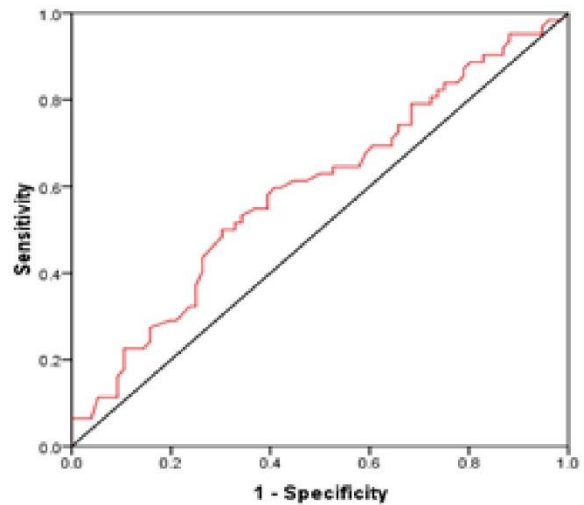


Figure 2: The ROC curve for full dose vaccination with percentage of death cases

vaccination or higher significantly increased the recovery

	% of Critical Cases	% of Death cases	% of Recovered cases
	0.11±0.02	2.51±0.37	84.7±2.4
	0.09±0.02	2.37±0.33	91.5±1.1
	0.07±0.02	1.59±0.15	89.2±1.8
	0.05±0.04	0.69±0.2	94.6±1.7
	6.69	19.8	8.33
	3	3	3
	0.08	0.0005	0.04

mean ± standard error.

rate (Figure 1). However, it was poorly accepted AUC results for death cases (area = 0.593, 95% CI 0.497 - 0.689, $p = 0.06$) and the cut-off 23.5% of vaccination and higher needed to decrease the percentage of death cases (Figure 2).

rate (Figure 1). However, it was poorly accepted AUC results for death cases (area = 0.593, 95% CI 0.497 - 0.689, $p = 0.06$) and the cut-off 23.5% of vaccination and higher needed to decrease the percentage of death cases (Figure 2).

Table 2 illustrates the mean percentage of each four groups distribution by percentage of total vaccine group 1 (0-24%), group 2 (25-49%), group 3 (50-74%) and group 4 (75-100%). There were observed significant differences in death cases among countries in 4 groups. The countries with higher percentage of total vaccine showed the lowest percentage of death cases rate ($\chi^2(3) = 19.8$, $p = 0.0005$), but insignificant with percentage of critical cases ($\chi^2(3) = 6.69$, $p = 0.08$) and active cases ($\chi^2(3) = 6.28$, $p = 0.09$). However, there were observed significant differences in percentage of recovered cases, showing the group 4 the higher recovered rate followed by group 2, group 3 and lowest with group 1 ($\chi^2(3) = 8.33$, $p = 0.04$) (Table 2).

= 0.017) compared with other groups. However, no statistical significant differences were observed attending to active cases ($\chi^2(3) = 5.87$, $p = 0.12$). The recovered rate was significantly higher in countries of group 4 compared with the other groups ($\chi^2(3) = 8.19$, $p = 0.04$) (Table 3). Figures 5 and 6 show the percentage of death cases distribution before the vaccine program and post-vaccination programme, respectively.

The paired T-Test was used to compare the COVID-19 disease outcomes in 85 countries before the SARS-CoV-2 vaccine programme started (pre-vaccination programme) and after its initiation (post-vaccination). The results showed a significant decrease in mean percentage of death cases of

Table 3. The mean percentage of COVID-19 disease outcome classified into 4 groups according to full dose vaccination

Group	% of total vaccination	% of Active cases	% of Critical Cases	% of Death cases	% of Recovered cases
Group 1 (0-24%) (n=73)	10.9	11.19±1.7	0.1±0.02	2.49±0.28	86.4±1.8
Group 2 (25-49%) (n=28)	35.2	9.17±2.6	0.09±0.02	1.76±0.24	89.1±2.5
Group 3 (50-74%) (n=35)	54.3	7.02±1.4	0.06±0.02	1.44±0.12	91.5±1.4
Group 4 (75-100%) (n=2)	83.5	7.43±4.6	0.16±0.15	0.77±0.46	91.8±4.1
X ²		5.87	10.2	16.4	8.19
df		3	3	3	3
p value		0.12	0.017	0.001	0.042

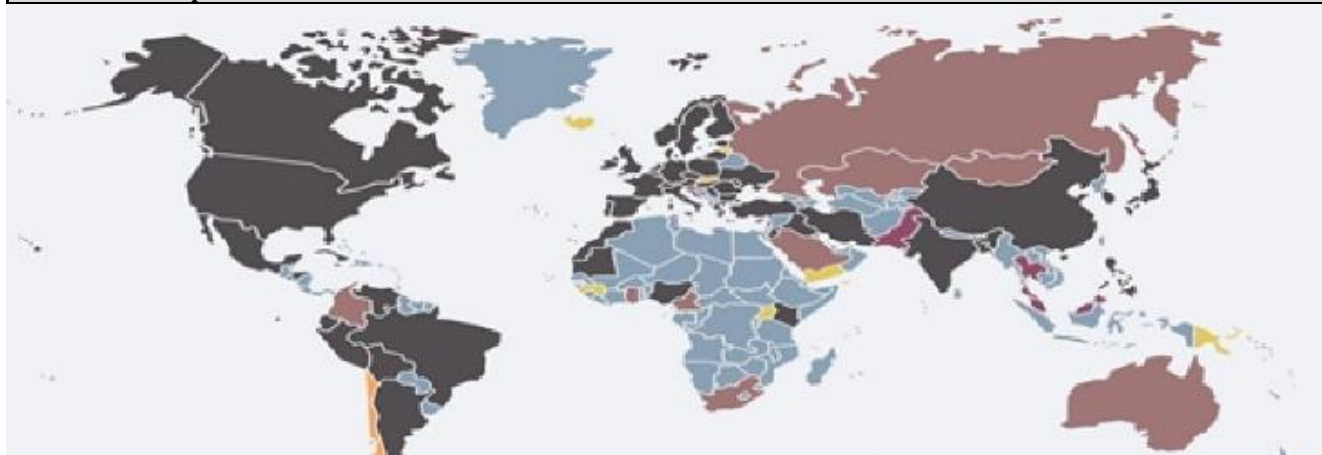


Figure 4: Distribution of pre-vaccinate death cases among countries.

■ = No data; ■ = 0-0.75%; ■ = 0.76-1.43%; ■ = 1.44-1.76%; ■ = higher than 1.77%.

The mean percentage of 4 groups distributed by the percentage of full dose vaccine among countries may be observed in Figures 3 and 4). The results showed a significant difference in death caused by COVID-19. The countries with higher percentage of full vaccine showed a significantly lowest percentage of death cases ($\chi^2(3) = 16.4$, $p = 0.001$), and percentage of critical cases ($\chi^2(3) = 10.2$, p

post-vaccination patients (mean = 2.25, SD = 2.39) compared with pre-vaccination subjects (mean = 3.85, SD = 3.56); ($t(85) = -3.59$, $p = 0.001$). A significant decrease in critical cases rate in post-vaccination (mean = 0.08, SD = 0.11) compared with pre-vaccination (mean=1.87, SD=1.71); ($t(81) = -9.41$, $p = 0.0005$) was also observed. Similar results were observed with active cases rate,

observing statistically significant differences in the post-vaccination group (mean = 8.78, SD = 11.87) compared with the mean percentage of pre-vaccination (mean = 75.2, SD = 20.5); $t(84) = -27.19$, $p = 0.0005$). Finally, the recovered cases rate in post-vaccination subjects (mean = 89.05, SD = 12.15) was significantly increased compared with post-vaccination patients (mean = 20.55, SD = 20.22); $t(84) = 28.4$, $p = 0.0005$) (Table 4).

of countries was also evaluated. The results showed a significantly higher rate of death cases due to COVID-19 in countries used group 2 SARS-CoV-2 vaccine (Adenovirus vector only) followed by group 3 (mRNA, Adenovirus vector and Inactive virus), group 1 (mRNA only), group 6 (Adenovirus vector and Inactive virus), group 4 (mRNA and Adenovirus vector). The lowest percentage of death cases with group 5 (mRNA and inactive virus) countries ($\chi^2(5) =$

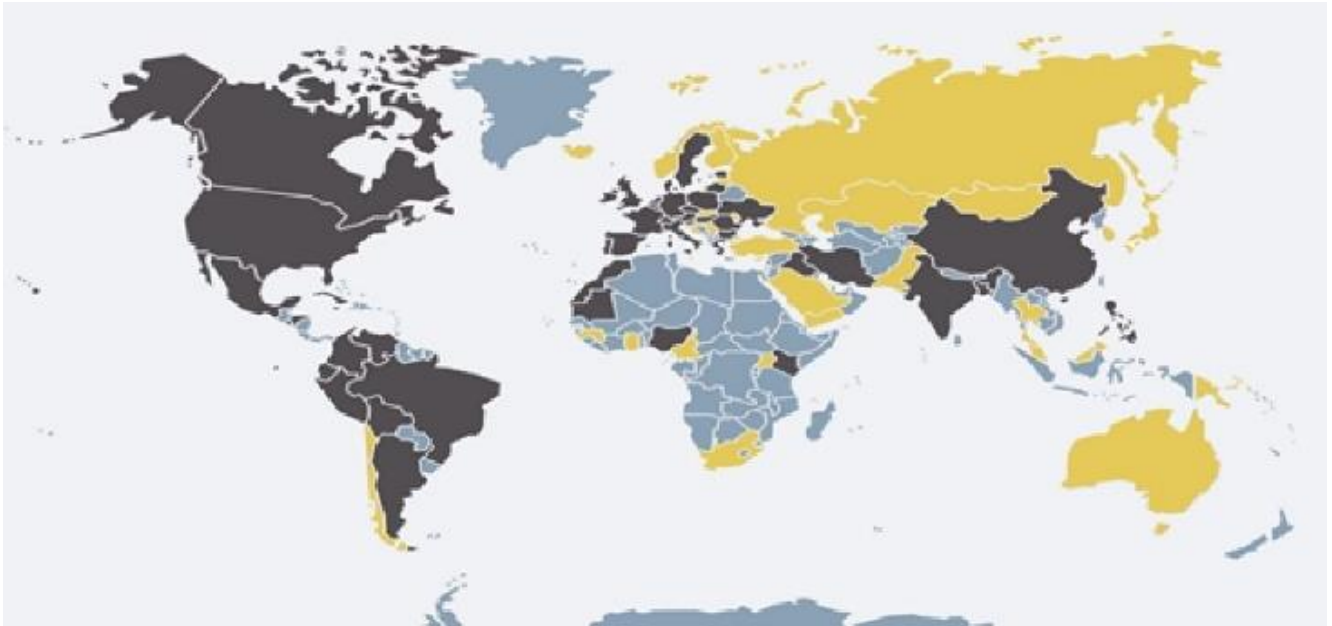


Figure 5: Percentage of death cases distribution before the vaccine program.

■ = No data; ■ = 0-2.2%; ■ = higher than 2.2%.



Figure 6: The impact of full dose vaccination on the percentage of death cases according to mean percentage of post-vaccination

■ = No data; ■ = 0-2.2%; ■ = higher than 2.2%.

The comparison of vaccine types assessed among 6 groups (21.3, $p = 0.001$). No statistically significant results were

observed in the percentage of critical cases ($\chi^2(5) = 8.75$, $p = 0.11$), active cases ($\chi^2(5) = 2.38$, $p = 0.79$) and recovered cases ($\chi^2(5) = 3.4$, $p = 0.63$) (Table 5).

COVID-19 outcome	Pre-vaccination	Post-vaccination	p value
% of Active cases (n=85)	75.2±2.2	8.78±1.29	0.0005
% of Critical cases (n=82)	1.87±0.19	0.08±0.01	0.0005
% of Death cases (n=86)	3.85±0.38	2.25±0.25	0.001
% of Recovered cases (n=85)	20.6±2.2	89.1±1.3	0.0005

4. DISCUSSION

By 28 February 2021 COVID-19 pandemic caused 2.5 million deaths worldwide and there have been over 110 million infected cases [16], leading to negative impact on economy and social life. Therefore, the need of an effective vaccine increased to prevent further mortality and morbidity [4]. This study was designed to assess the effectiveness of coronavirus vaccine worldwide and showed that countries

CoV-2 infected people and significantly higher percentage of recovered cases from the infected cases in total and full dose vaccination, although the countries with higher rate of full dose vaccination correlated significantly more with COVID-19 outcome when compared with total dose vaccinated countries. This study supports previous findings of COVID-19 vaccine's effectiveness against symptomatic infection by decreased mortality rate, severity of disease and effectively prevent hospitalization, while other studies showed that one dose of vaccination was less effective on COVID-19 disease outcome [17-20].

The SARS-CoV-2 vaccine effectiveness was supported classifying countries into groups according to percentage of full dose vaccinated people. First group was classified according to the mean percentage of full dose vaccination. The countries with a vaccination rate higher than 28% of

Data is expressed as mean ± standard error.

people have significantly lower rates of death, active and critical cases and significantly higher recovered cases compared with countries with a vaccination rate lower than 28%. The second group classified countries into four groups according to percentage of vaccine received in their population. The results indicated that countries with more than 75% of total and full dose vaccination have lower percentage of death followed by countries with less than 74%, less than 49% and countries less than 24%. In addition, countries with more than 75% of total and full dose vaccination have higher percentage of recovered cases than other countries. Moreover, countries with higher percentage

Type of vaccination	% of Active cases	% of Critical Cases	% of Death cases	% of Recovered cases
mRNA (n=10)	10.7±4.7	0.13±0.07	0.81±0.17	88.4±4.62
Adenovirus vector (n=21)	14.8±4.7	0.11±0.03	2.9±0.84	82.2±4.9
mRNA, adenovirus vector, inactive virus (n=38)	6.22±0.97	0.11±0.02	2.57±0.03	91.4±1.07
mRNA, adenovirus vector (n=52)	10.2±1.8	0.06±0.01	1.7±0.1	88.1±1.8
mRNA, inactive virus (n=2)	4.45±2.4	0.01±0.001	0.47±0.40	95.1±2.8
Adenovirus vector, inactive virus (n=15)	9.26±1.53	0.073±0.01	1.76±0.21	88.9±1.62
X ²	2.55	8.67	21.8	3.21
df	5	5	5	5
p value	0.769	0.123	0.001	0.66

with high percentage of vaccinated people have significantly lower percentage of death and critical cases among SARS-

of full dose vaccinated people showed decreased rates of critical cases.

Data is expressed as mean ± standard error.

More evidence of the impact and effectiveness of COVID-19 vaccine came from the comparison of COVID-19 disease outcomes before these countries started the vaccination program at 13th April 2020 with COVID-19 disease outcomes after vaccination program for the same countries at 17th August 2021. There was observed a significant decreased rate in death and critical cases and significantly increased rate in recovered cases. These results indicate that the vaccination program campaign made a good effect on the countries by reducing the critical cases and death. However, we cannot ignore the difference in adherence to COVID-19 prevention measures among countries [21-23], as well as differences in the stringency of measures over time and across geographical regions [23]. In addition, the way of the population on how to protect themselves from the SARS-CoV-2 infection by some simple precautions such as wearing mask, hand hygiene and social distance [5]. However, all these precautions do not affect to recovery and death rates from COVID-19 once they got infected with the virus. Therefore, the sensitivity and specificity of vaccine impact for more than 23.5% of people vaccination against SARS-CoV-2 needed to decrease percentage of death and increase recovery rate, some vaccines showed to prevent infection and disease, while others prevent disease but not infection [23]. The SARS-CoV-2 vaccine will not prevent infection but decrease death rate, hospitalization and increase recovery rate.

Different types of SARS-CoV-2 vaccine mechanisms used worldwide including mRNA vaccines, inactivated vaccines and vector adenovirus vaccines. There were insignificant differences between types of vaccine used in these countries for active, critical and recovery cases, while the study indicated that countries using both mRNA and inactivated virus vaccine has significantly lower percentage of death cases and countries compared to countries which used only vector SARS-CoV-2 vaccine. These results may be due to the few number of countries using adenovirus vector vaccine alone. Previous studies showed that the effectiveness of adenovirus vector from AstraZeneca vaccine was 79% in preventing symptomatic COVID-19 [25].

The distribution rate of vaccine type in each country showed that countries which used more mRNA vaccine have significantly less death cases by SARS-CoV-2 virus. This observation supports the effectiveness observed of mRNA vaccine (Pfizer/BioNtech Comirnaty and the Moderna vaccine) (91-94%) preventing symptomatic COVID-19 disease [26, 27]. The mRNA vaccine effectiveness against COVID-19 hospitalization was higher than the adenovirus vector vaccine [28]. Other studies showed that mRNA vaccines have 79% of effectiveness against confirmed

infection with Alpha and Gamma SARS-CoV-2 variant and 84% to 88% effectiveness against symptomatic infection caused by Gamma and Beta [17, 29], while adenovirus vector vaccine showed to be 71% effective against Delta variant hospitalization and 67% with Beta variant [30].

5. CONCLUSIONS

This study indicated that different vaccine mechanism against SARS-CoV-2 virus of more than 23.5% of vaccination people with full dose vaccine is effective to decrease death and serious symptoms of COVID-19 disease. In addition, this ratio also increases the recovery rate. However, due to the SARS-CoV-2 variant and genetic susceptibility, we recommend each country to compare the effect of each vaccine mechanism type among COVID-19 cases received full vaccine. In addition, future studies are needed to assess the effect of single dose vaccine in COVID-19 disease outcome and to determine if the vaccine will accelerate the period of recovery rate and reduce the infectious period in each country.

6. ACKNOWLEDGEMENTS

We wish to express our sincere appreciation and thankful to Kamila Salim, Abdulhamid Alkout, Abdullah Kridan and Mustafa Alforjani for their support and encouragement of writing this study.

7. REFERENCES

1. Chen N, Zhou M, Dong X, Qu J, Gong F, Han Y, et al. Epidemiological and clinical characteristics of 99 cases of 2019 novel coronavirus pneumonia in Wuhan, China: a descriptive study. *Lancet*. 2020;395(10223):507-513. doi: 10.1016/S0140-6736(20)30211-7.
2. Huang C, Wang Y, Li X, Ren L, Zhao J, Hu Yet al. Clinical features of patients infected with 2019 novel coronavirus in Wuhan, China. *Lancet*. 2020;395(10223):497-506. doi: 10.1016/S0140-6736(20)30183-5.
3. Gold JAW, Wong KK, Szablewski CM, Patel PR, Rossow J, da Silva J, et al. Characteristics and Clinical Outcomes of Adult Patients Hospitalized with

- COVID-19 - Georgia, March 2020. *MMWR Morb Mortal Wkly Rep.* 2020;69(18):545-50. doi: 10.15585/mmwr.mm6918e1.
4. Haleem A, Javaid M, Vaishya R. Effects of COVID-19 pandemic in daily life. *Curr Med Res Pract.* 2020;10(2):78-9. doi: 10.1016/j.cmrp.2020.03.011.
5. World health organization. Advice for the public: Coronavirus disease (COVID-19). Available from: <https://www.who.int/emergencies/diseases/novel-coronavirus-2019/advice-for-public> (accessed August 2021).
6. Parker EPK, Shrotri M, Kampmann B. Keeping track of the SARS-CoV-2 vaccine pipeline. *Nat Rev Immunol.* 2020;20(11):650. doi: 10.1038/s41577-020-00455-1.
7. World Health Organization. COVID-19 vaccine tracker and landscape. Available from: <https://www.who.int/publications/m/item/draft-landscape-of-covid-19-candidate-vaccines>. (accessed March 2021).
8. Gao Q, Bao L, Mao H, Wang L, Xu K, Yang M, et al. Development of an inactivated vaccine candidate for SARS-CoV-2. *Science.* 2020;369(6499):77-81. doi: 10.1126/science.abc1932.
9. Yan Y, Pang Y, Lyu Z, Wang R, Wu X, You C, et al. The COVID-19 Vaccines: Recent Development, Challenges and Prospects. *Vaccines (Basel).* 2021;9(4):349. doi: 10.3390/vaccines9040349.
10. Yuan P, Ai P, Liu Y, Ai Z, Wang Y, Cao W, et al. Safety, Tolerability, and Immunogenicity of COVID-19 Vaccines: A Systematic Review and Meta-Analysis. *medRxiv [Preprint].* 2020:2020.11.03.20224998. doi: 10.1101/2020.11.03.20224998.
11. Revicki DA, Frank L. Pharmacoeconomic evaluation in the real world. Effectiveness versus efficacy studies. *Pharmacoeconomics.* 1999;15(5):423-34. doi: 10.2165/00019053-199915050-00001.
12. Centers for disease control and prevention. COVID-19 Vaccine Effectiveness Research. Available from: <https://www.cdc.gov/vaccines/covid-19/effectiveness-research/protocols.html> (accessed August 2021).
13. World Health Organization. Guidance on conducting vaccine effectiveness evaluations in the setting of new SARS-CoV-2 variants: interim guidance, 22 July 2021: addendum to Evaluation of COVID-19 vaccine effectiveness: interim guidance. Available from: <https://apps.who.int/iris/handle/10665/343173> (accessed August 2021).
14. Alkout TA, Alkout AM. ABO blood groups among Coronavirus disease 2019 patients. *Iberoam J Med.* 2020;2(4):268-74. doi: 10.5281/zenodo.3893256.
15. Coronavirus (COVID-19) vaccinations. Available from: <https://ourworldindata.org/covid-vaccinations> (accessed August 2021).
16. World Health Organization. World Health Organization Coronavirus Disease (COVID-19) Dashboard. Available from: <https://covid19.who.int> (accessed March 2021).
17. Chung H, He S, Nasreen S, Sundaram ME, Buchan SA, Wilson SE, et al. Effectiveness of BNT162b2 and mRNA-1273 covid-19 vaccines against symptomatic SARS-CoV-2 infection and severe covid-19 outcomes in Ontario, Canada: test negative design study. *BMJ.* 2021;374:n1943. doi: 10.1136/bmj.n1943.
18. Public Health England. Impact of COVID-19 vaccines on mortality in England: December 2020 to March 2021. Available from: https://assets.publishing.service.gov.uk/government/uploads/system/uploads/attachment_data/file/977249/PHE_COVID-19_vaccine_impact_on_mortality_March.pdf (accessed August 2021).
19. Moline HL, Whitaker M, Deng L, et al. Effectiveness of COVID-19 Vaccines in Preventing Hospitalization Among Adults Aged ≥65 Years — COVID-NET, 13 States, February–April 2021. *MMWR Morb Mortal Wkly Rep* 2021;70:1088-93. doi: 10.15585/mmwr.mm7032e3
20. Henry DA, Jones MA, Stehlik P, Glasziou PP. Effectiveness of COVID-19 vaccines: findings from real world studies. *Med J Aust.* 2021;215(4):149-51.e1. doi: 10.5694/mja.2.51182.
21. Bante A, Mersha A, Tesfaye A, Tsegaye B, Shibiru S, Ayele G, et al. Adherence with COVID-19 Preventive Measures and Associated Factors Among Residents of Dirashe District, Southern Ethiopia. *Patient Prefer Adherence.* 2021;15:237-49. doi: 10.2147/PPA.S293647.
22. Ditekemena JD, Mavoko HM, Obimpeh M, Van Hees S, Siewe Fodjo JN, Nkamba DM, et al. Adherence to COVID-19 Prevention Measures in the Democratic Republic of the Congo, Results of Two Consecutive Online Surveys. *Int J Environ Res Public Health.* 2021;18(5):2525. doi: 10.3390/ijerph18052525.
23. Petherick A, Goldszmidt R, Andrade EB, Furst R, Hale T, Pott A, et al. A worldwide assessment of changes in adherence to COVID-19 protective behaviours and hypothesized pandemic fatigue. *Nat Hum Behav.* 2021;5(9):1145-60. doi: 10.1038/s41562-021-01181-x.
24. Patel MK, Bergeri I, Bresee JS, Cowling BJ, Crowcroft NS, Fahmy K, et al. Evaluation of post-introduction COVID-19 vaccine effectiveness: Summary of interim guidance of the World Health Organization. *Vaccine.* 2021;39(30):4013-24. doi: 10.1016/j.vaccine.2021.05.099.
25. Griffin S. Covid-19: AstraZeneca vaccine prevents 79% of symptomatic disease and 100% of severe disease, US study finds. *BMJ.* 2021;372:n793. doi: 10.1136/bmj.n793.
26. United States food and drug administration (FDA). FDA Approves First COVID-19 Vaccine: Approval Signifies Key Achievement for Public Health. Available from: <https://www.fda.gov/news-events/press-announcements/fda-approves-first-covid-19-vaccine> (accessed August 2021).
27. Centers for disease control and prevention. Moderna COVID-19 Vaccine Overview and Safety. Available from: <https://www.cdc.gov/coronavirus/2019-ncov/vaccines/different-vaccines/Moderna.html> (accessed August 2021).
28. Self WH, Tenforde MW, Rhoads JP, Gaglani M, Gine AA, Douin DJ, et al. Comparative Effectiveness of Moderna, Pfizer-BioNTech, and Janssen (Johnson & Johnson) Vaccines in Preventing COVID-19 Hospitalizations Among Adults Without Immunocompromising Conditions — United States, March–August 2021. *MMWR Morb Mortal Wkly Rep* 2021;70:1337–43. doi: 10.15585/mmwr.mm7038e1.
29. Yassi A, Grant JM, Lockhart K, Barker S, Sprague S, Okpani AI, et al. Infection control, occupational and public health measures including mRNA-based vaccination against SARS-CoV-2 infections to protect healthcare workers from variants of concern: A 14-month observational study using surveillance data. *PLoS One.* 2021;16(7):e0254920. doi: 10.1371/journal.pone.0254920.
30. Centers for disease control and prevention. Science Brief: COVID-19 Vaccines and Vaccination. Available from: <https://www.cdc.gov/coronavirus/2019-ncov/science/science-briefs/fully-vaccinated-people.html> (accessed Sept 2021).