

The Impact of Caching on BitTorrent-like Peer-to-peer Systems

Frank Lehrieder*, György Dán[‡], Tobias Hoßfeld*, Simon Oechsner*, Vlad Singeorzan*

*University of Würzburg, Institute of Computer Science, Würzburg, Germany

[‡] KTH Royal Institute of Technology, School of Electrical Engineering, ACCESS Linnaeus Centre, Stockholm, Sweden

Abstract—Peer-to-peer file-sharing systems are responsible for a significant share of the traffic between Internet service providers (ISPs) in the Internet. In order to decrease their peer-to-peer related transit traffic costs, many ISPs have deployed caches for peer-to-peer traffic in recent years. We consider how the different types of peer-to-peer caches – caches already available on the market and caches expected to become available in the future – can possibly affect the amount of inter-ISP traffic. We develop a fluid model that captures the effects of the caches on the system dynamics of peer-to-peer networks, and show that caches can have adverse effects on the system dynamics depending on the system parameters. We combine the fluid model with a simple model of inter-ISP traffic and show that the impact of caches cannot be accurately assessed without considering the effects of the caches on the system dynamics. We identify scenarios when caching actually leads to increased transit traffic. Our analytical results are supported by extensive simulations and experiments with real BitTorrent clients.

I. INTRODUCTION

Peer-to-peer (P2P) file-sharing systems have become one of the major sources of Internet traffic in recent years: they generate an estimated 50 to 80% of the total traffic depending on geographic location [1]. For the users they provide access to a large variety of content, and for content providers they provide a means to distribute data to a large population of users without the need for big investments in server and network resources. The costs of the content distribution are shared among the end users and their Internet service providers (ISPs). The protocols of the most popular P2P file sharing systems were not designed to be aware of the network topology, and consequently P2P applications generate a large amount of inter-ISP traffic.

Increased inter-ISP traffic is a potential source of revenues for ISPs at the top of the ISP hierarchy (called tier-1 ISPs). Their main concern is to keep the traffic to their peering tier-1 ISPs balanced. Nevertheless, for ISPs in the lower levels of the ISP hierarchy (tier-2 and tier-3 ISPs), which are usually charged by their transit traffic providers, transit traffic is a source of costs, and hence is something to be kept low.

The research community has been trying to address the issue of inter-ISP traffic caused by proximity-unaware protocols in two ways. First, by introducing proximity-awareness in the

most popular file-sharing protocols, and by trying to understand its effects on the application performance [2]–[4]. Second, by proposing localization services for P2P protocols that would make proximity-aware protocols more efficient from the ISPs’ point of view [5], [6]. While these approaches could yield a significant decrease of the inter-ISP traffic, there is no evidence yet of the widespread use of proximity-awareness in deployed systems.

ISPs have been addressing the issue of increased transit traffic by deploying commercially available caches for P2P traffic [7], [8]. P2P caches decrease the transit traffic by storing popular contents locally in the ISP so that they do not have to be downloaded from remote peers [9]. The caches provided by the different vendors, e.g., PeerApp’s UltraBand and OverSi’s OverCache P2P, follow fundamentally different design principles, yet all of them promise substantial savings in terms of inter-ISP traffic.

The question we address in this paper is how one can assess the efficiency of P2P caches that follow different design principles in terms of decreasing the inter-ISP traffic, without actually deploying them. In order to answer this question we develop a fluid model of the system dynamics of BitTorrent-like file-sharing systems that incorporates the effects of P2P caches. We consider the case of a single and of multiple classes of peers, and provide a closed-form solution for the equilibrium system state as a function of the cache capacities installed at the different ISPs. We develop a simple model of inter-ISP traffic, and use the model to illustrate that one cannot accurately assess the impact of caches on the amount of inter-ISP traffic without considering the effects of the caches on the peer dynamics. We also show that caches can under certain conditions increase the amount of outgoing transit traffic of an ISP. This effect seems counter-intuitive but can be explained by the fact that if a cache feeds the local peers, they can in turn serve the other peers better. We validate the model via extensive simulations and provide experimental results with real BitTorrent clients to support our results.

The rest of the paper is organized as follows. We discuss the related work in Section II. Section III briefly describes the relevant details of BitTorrent-like systems and the different P2P cache designs. We develop the fluid model of the effects of caches on the system dynamics in Section IV, and illustrate its importance in predicting the ISP transit traffic in Section V. In Section VI we conclude the paper.

This work was partially funded by the EU FP7 Network of Excellence EuroNF through the Specific Joint Research Project “ISPeer” and by the Federal Ministry of Education and Research of the Federal Republic of Germany (Förderkennzeichen 01 BK 0800, GLab). The authors alone are responsible for the content of the paper.

II. RELATED WORK

There has been a significant amount of work on caching of P2P contents. The focus of those works was on the achievable cache hit ratios [10], [11], and on the efficiency of various caching algorithms [9], [11], [12]. However, inferring the amount of saved inter-ISP traffic directly from cache hit ratios is only possible if (1) peers inside the ISP download all content available at the cache exclusively from there and (2) do not change their uploading behavior due to the data received from the cache. We show in this paper that these two effects can have a major impact on the inter-ISP traffic in current BitTorrent-like P2P networks. To this end, we model the impact of caches on the population of a swarm and derive a model of the resulting inter-ISP traffic. Our model focuses on a single swarm and does therefore not account for the disk space of the cache and cache hit ratios. These questions are complementary and were already discussed in the literature [9]–[12].

Most closely related to our work are the analytical models of the system dynamics of BitTorrent-like systems. In [13] the authors described the system dynamics with a Markov process and showed that the service capacity of P2P systems grows exponentially with the offered load. In [14] the authors described a deterministic fluid model for BitTorrent-Like P2P networks and validated it by simulations and data from real BitTorrent traces. The focus of [14] was on the scalability, performance and the efficiency of a P2P network independent of the network topology, and showed that the number of peers is finite under arbitrary load conditions. These observations were reaffirmed in [15] based on a probabilistic model. In [16] the fluid model of [14] was extended to two classes of peers in order to evaluate how the allocation of the peers' upload rates between classes affects the system performance. A model of the effect of churn rate and download completion ratio on the performance was presented in [17]. In [18] a fluid model was described to assist the dimensioning of server assisted hybrid P2P content distribution.

Our model is inspired by the fluid model of the service capacity and the number of peers in [14] and extends the model in two ways. First, we derive a model to capture the effects of caching on the system dynamics. Second, we provide a simple means to analyze the amount of inter-ISP traffic in scenarios with multiple ISPs. To our knowledge, our work is the first to derive a model that provides insights into the effects of caches on the system dynamics and on the inter-ISP traffic.

III. BACKGROUND AND SYSTEM DESCRIPTION

In this section we give a brief overview of the relevant details of BitTorrent-like file-sharing protocols and present the different types of P2P caches. Finally, we describe our system model of BitTorrent and the ISP level network topology.

A. BitTorrent-like Protocols

In BitTorrent-like file-sharing protocols, content is divided into a large number of pieces, and the peers exchange the pieces with each other. This way peers that do not have the entire content, called leechers, can also utilize their upload

capacity to distribute the content. Peers that already own the entire content are referred to as seeds. All peers that distribute the same content are usually called a swarm.

A peer can get to know other peers interested in the same content via a centralized tracker (in BitTorrent), via a DHT (in BitTorrent) or via an unstructured overlay (in Gnutella which uses the partial file sharing protocol PFSP). Typically, a peer knows about a subset of the peers in the swarm, its neighbors, and exchanges data with a subset of these neighbors. The set of peers with which data is exchanged is dynamically determined by the choking mechanism in BitTorrent [19], but is fixed in Gnutella. For a detailed description of BitTorrent we refer the reader to [19] and to [20].

B. Taxonomy of P2P Caches

Caches for P2P traffic can be grouped into three main categories.

1) *Transparent Caches*: To the first category belong the so-called transparent caches. A transparent cache involves deep-packet-inspection (DPI), i.e., the requests for data sent by a local peer (within the ISP) to an external peer are intercepted, and if the requested data is available in the cache, the data is sent to the local peer from the cache. Hence, a transparent cache decreases the amount of incoming transit traffic. The cache also maintains the connection with the external peer. PeerApp's UltraBand family of caches falls into this category.

Ideally, a transparent cache should upload data to local peers at the same rate at which the external peers would upload the data, this way the ISP does not promote the distribution of illegal contents, and is hence not legally liable. If the cache uploads data at the appropriate rate, then its effect on the outgoing transit traffic of the ISP is negligible. In the rest of the paper the term transparent cache will refer to a transparent cache that uploads at the appropriate rate, i.e., it does not contribute additional upload capacity to the P2P system.

2) *ISP Managed Ultrapeers*: To the second category belong the caches that appear as high capacity peers to regular peers. These caches do not involve DPI, but regular peers are not aware of the fact that these caches are provided by the ISP. Consequently, whether a peer downloads data from such a cache depends on the neighbor selection algorithms of the P2P protocols. This category of caches inherently increases the upload capacity in the P2P system. We refer to these caches as ISP managed Ultrapeers (*ImU*). OverSi's OverCache P2P falls into this category.

3) *ISP Managed Caches*: To the third category belong the caches that are known to the peers via some information exchange with the ISP. Protocols for obtaining such information were proposed for BitTorrent [21], and resource discovery (e.g., cache discovery) is considered for standardization in the IETF Application Layer Traffic Optimization (ALTO) and DECOupled Application Data Enroute (DECADE) working groups. Since peers are aware of the caches, they can prioritize downloading from these caches over downloading from external peers. Just like the *ImUs* these caches introduce additional upload capacity in the P2P system. We refer to these caches as ISP managed Caches (*ImC*). We are not aware of any

Parameter	Definition
\mathcal{I}, I	Set and number of ISPs, respectively
κ_i	Cache upload capacity in ISP i
λ_i	Arrival rate in ISP i
θ	Abort rate of leechers
γ	Departure rate of seeds
η	Effectiveness of file sharing
μ	Peer upload capacity
c	Peer download capacity
$x_i(t)$	Number of leechers in ISP i at time t
$y_i(t)$	Number of seeds in ISP i at time t
ρ_i^I	Incoming transit traffic in ISP i
ρ_i^O	Outgoing transit traffic in ISP i

TABLE I
FREQUENTLY USED NOTATION.

deployments of *ImC* caches due to the lack of localization and resource discovery services in the Internet.

C. System and Network Model

We consider a BitTorrent-like file-sharing system spread over several ISPs. The ISPs are in the lower layers of the ISP hierarchy, and are hence interested in decreasing their transit traffic. Our focus in this work is on the amount of incoming and outgoing transit traffic of these ISPs, so we can adopt a simple abstraction of the real Internet topology without limiting the validity of our results. In this simple abstraction each ISP is connected to the other ISPs via a global transit network, which only delivers the traffic. This abstraction does not capture the actual routes of the traffic between the ISPs, but the routes can be neglected due to our focus on traffic volumes.

The BitTorrent system we consider consists of a single swarm in which the peers are located in a set $\mathcal{I} = \{1, \dots, I\}$ of ISPs. Every ISP can install a cache to decrease its transit traffic. If installed in ISP i , the cache provides an upload capacity of κ_i to the swarm. This abstraction of a P2P cache is novel, but is easy to justify: whatever data is uploaded from the cache does not have to be uploaded from a peer and hence the cache provides additional upload capacity to the swarm.

Initially, the swarm consists only of the initial seed and the caches. Peers arrive in the network of ISP i according to a Poisson process with rate λ_i . While over the lifetime of a swarm (e.g., in the order of months or years) the peer arrival process is not homogeneous, over short periods the Poisson process can be a reasonable approximation of peer arrivals [22]. Leechers abort the download at rate θ , that is, the longer it takes to download a content the higher the probability that a peer would abort the download. Seeds leave the swarm at rate γ , i.e., peers stay for $1/\gamma$ time on average after becoming a seed. Similar assumptions were used in most analytical studies for modeling P2P file-sharing systems (e.g., [14], [23]).

We denote by η the effectiveness of the file-sharing, $\eta \in [0, 1]$. Peers have upload capacity μ and download capacity c , and we consider the practically relevant case of $c \geq \mu$. In the mathematical model we assume without loss of generality that the file size is 1, so that μ, c and κ_i are normalized to the file size. For the sake of simplicity, we assume homogeneous peer capacities. Table I summarizes the notation used in the paper.

IV. SYSTEM DYNAMICS WITH CACHING

In the following we develop a fluid model of a BitTorrent-like file-sharing system spread over several ISPs. Our goal is to capture the effects of caches on the system dynamics and ultimately on the amount of traffic exchanged between the ISPs. We consider two types of caches, *ImU* and *ImC*, and use transparent caches as a baseline for comparison. Our model builds on the model developed in [14], and we use the same notations as much as possible.

We denote by $x_i(t)$ and $y_i(t)$ the number of leechers and the number of seeds in ISP i at time t , respectively. The rate at which leechers can obtain data is limited by the available upload rate in the system and by their download rate. The upload rate $U_i(\mathbf{x}, \mathbf{y}, \boldsymbol{\kappa})$ available to leechers in ISP i is a function of the number of leechers, the number of seeds and the cache upload rate in the different ISPs, where $\mathbf{x} = (x_1, \dots, x_I)$, $\mathbf{y} = (y_1, \dots, y_I)$ and $\boldsymbol{\kappa} = (\kappa_1, \dots, \kappa_I)$. The exact form of U_i depends on the cache bandwidth allocation policies followed by the ISPs and the neighbor selection policies of the peers. Together with the constraint of the download rate, the rate at which leechers obtain data in ISP i is given by $\min\{cx_i, U_i(\mathbf{x}, \mathbf{y}, \boldsymbol{\kappa})\}$. Following the assumptions used in [14] on the arrivals, aborts, and departures we get that the evolution of the mean number of leechers and seeds in ISP i can be described by a system of coupled differential equations

$$\frac{dx_i(t)}{dt} = \lambda_i - \theta x_i(t) - \min\{cx_i(t), U_i(\mathbf{x}, \mathbf{y}, \boldsymbol{\kappa})\} \quad (1)$$

$$\frac{dy_i(t)}{dt} = \min\{cx_i(t), U_i(\mathbf{x}, \mathbf{y}, \boldsymbol{\kappa})\} - \gamma y_i(t). \quad (2)$$

We are interested in the steady state of the system, i.e., when the rate of change of the number of leechers and seeds is zero

$$\frac{dx_i(t)}{dt} = \frac{dy_i(t)}{dt} = 0 \quad i = 1, \dots, I. \quad (3)$$

In the following we consider various scenarios and develop closed form solutions for the steady state number of leechers and seeds. The results we develop in this section depend only on the available upload rate in the system, hence we do not have to distinguish between the different kinds of non-transparent caches (*ImU* and *ImC*). We will, however, distinguish between the three types of caches in Section V when estimating the transit traffic between the ISPs.

A. The Case of a Single System

Let us first consider the case of a single system ($\mathcal{I} = \{1\}$). This scenario allows us to understand the aggregate effect of caches on the system dynamics. For simplicity we omit the subscript i in the rest of this subsection. This scenario differs from the one considered in [14] in that the available upload rate is increased by the cache's upload rate. The available upload rate is the sum of the upload rate of the leechers, the seeds and that of the installed cache, and can be expressed as

$$U(x, y, \boldsymbol{\kappa}) = \mu(\eta x + y) + \kappa. \quad (4)$$

Substituting this into (1) and (2) we get for the steady state

$$0 = \lambda - \theta \bar{x} - \min\{c\bar{x}, \mu(\eta \bar{x} + \bar{y}) + \kappa\} \quad (5)$$

$$0 = \min\{c\bar{x}, \mu(\eta \bar{x} + \bar{y}) + \kappa\} - \gamma \bar{y}. \quad (6)$$

Let us first consider the download rate limited case, when the available upload rate exceeds the maximum download rate of the leechers, i.e., $c\bar{x} \leq \mu(\eta\bar{x} + \bar{y}) + \kappa$. It is easy to see that in this case the presence of caches does not affect the steady state number of leechers and seeds. Hence, they are the same as in [14]

$$\bar{x} = \frac{\lambda}{c(1 + \frac{\theta}{c})} \quad (7)$$

$$\bar{y} = \frac{\lambda}{\gamma(1 + \frac{\theta}{c})}. \quad (8)$$

The condition under which the download rate is the limit is however different from that in [14]. Given the expressions for the steady state number of leechers (7) and seeds (8) it is

$$\kappa \geq \frac{\lambda\{c(\gamma - \mu) - \gamma\eta\mu\}}{\gamma(\theta + c)}. \quad (9)$$

Next, we consider the upload rate limited case, when the maximum download rate of the leechers exceeds the available upload rate, i.e., $c\bar{x} \geq \mu(\eta\bar{x} + \bar{y}) + \kappa$. Here we get

$$\bar{x} = \frac{\lambda}{v(1 + \frac{\theta}{v})} - \frac{\kappa}{\mu\eta(1 + \frac{\theta}{v})} \quad (10)$$

$$\bar{y} = \frac{\lambda}{\gamma(1 + \frac{\theta}{v})} + \frac{\kappa\theta}{\mu\eta\gamma(1 + \frac{\theta}{v})}, \quad (11)$$

where $\frac{1}{v} = \frac{1}{\eta}(\frac{1}{\mu} - \frac{1}{\gamma})$. Again, given the steady state number of leechers (10) and seeds (11) we can express the condition under which the upload rate is the limit

$$\kappa \leq \frac{\lambda\{c(\gamma - \mu) - \gamma\eta\mu\}}{\gamma(\theta + c)}. \quad (12)$$

Note that since the cache upload rate is non-negative it is necessary that $\gamma > \mu$, which implies that $v > 0$ for an upload rate limited system.

From (10) and (11) we draw the following conclusions.

- For $\kappa = 0$ the results coincide with those in [14], as expected.
- For $\kappa > 0$ the steady state number of leechers is always lower than without a cache. The effect of the cache decreases as the peers' upload rates and the effectiveness of file sharing increase because of the cache's diminishing contribution to the upload rate.
- Interestingly, the steady state number of seeds is insensitive to the cache's upload rate if peers never abort downloads ($\theta = 0$), but for $\theta > 0$ the number of seeds increases with κ . The increase is inverse proportional to the peers' upload rates and the effectiveness of file sharing. Consequently, when $\theta > 0$, installing a cache increases the available upload rate more than the cache's upload rate itself through an increased number of seeds by a factor of $\theta/\eta\gamma(1 + \frac{\theta}{v})$. This phenomenon is explained by the fact that due to the increased upload capacity, leechers become seeds faster and hence the number of aborting leechers decreases.
- If $\theta/\gamma > 1$ then the number of peers in the system increases linearly with the amount of cache capacity installed. For

$\theta/\gamma < 1$ the contrary is true, while for $\theta/\gamma = 1$ the decrease in the number of leechers equals the increase in the number of seeds.

B. The Case of Multiple Systems

Let us consider now how installing a cache affects the system dynamics when peers are located in several ISPs. We make the reasonable assumption that the cache operated by ISP i only serves leechers in ISP i , but seeds and leechers upload and download data to and from all peers.

The upload rate available to leechers in ISP i has now three sources: the cache provided by ISP i and the leechers and seeds in all ISPs. The cache upload rate in ISP i is κ_i . The total upload rate from leechers and seeds in the system is $\mu(\eta\sum_{j \in \mathcal{I}} x_j + \sum_{j \in \mathcal{I}} y_j)$. Since this upload rate is shared among all $\sum_{j \in \mathcal{I}} x_j$ leechers, the total upload rate available to the x_i leechers in ISP i is

$$U_i(\mathbf{x}, \mathbf{y}, \boldsymbol{\kappa}) = \mu(\eta x_i + \sum_{j \in \mathcal{I}} y_j \frac{x_i}{\sum_{j \in \mathcal{I}} x_j}) + \kappa_i. \quad (13)$$

We provide analytical results for two scenarios, when all ISPs are upload rate limited (i.e., $c x_i \geq U_i(\mathbf{x}, \mathbf{y}, \boldsymbol{\kappa})$), and when all ISPs are download rate limited.

In the case when the system is upload rate limited in all ISPs, we can substitute $U_i(\mathbf{x}, \mathbf{y}, \boldsymbol{\kappa})$ into (1) and (2) for every $i \in \mathcal{I}$ and solve the system of equations to get the steady state number of leechers and seeds

$$\bar{x}_i = \frac{\lambda_i}{v(1 + \frac{\theta}{v})} - \frac{\kappa_i}{\mu\eta(1 + \frac{\theta}{v})} - \Delta_i(\mathbf{x}, \mathbf{y}, \boldsymbol{\kappa}) \quad (14)$$

$$\bar{y}_i = \frac{\lambda_i}{\gamma(1 + \frac{\theta}{v})} + \frac{\kappa_i\theta}{\mu\eta\gamma(1 + \frac{\theta}{v})} + \frac{\theta}{\gamma}\Delta_i(\mathbf{x}, \mathbf{y}, \boldsymbol{\kappa}), \quad (15)$$

where

$$\Delta_i(\mathbf{x}, \mathbf{y}, \boldsymbol{\kappa}) = \frac{\sum_{j \in \mathcal{I}} (\lambda_j \kappa_j - \kappa_j \lambda_j)}{\eta\gamma(1 + \frac{\theta}{v}) (\sum_{j \in \mathcal{I}} (\lambda_j - \kappa_j))}. \quad (16)$$

From (14) and (15) we can obtain the following insights:

- Increasing the cache upload rate κ_i leads to a decrease of the number of leechers in ISP i independent of the arrival intensities and the cache upload rates in the other ISPs. At the same time it can increase the number of seeds. The changing ratio of leechers and seeds affects the amount of transit traffic, which we will quantify in Section V.
- $\Delta_i(\mathbf{x}, \mathbf{y}, \boldsymbol{\kappa})$ given in (16) is a function of $\sum_{j \in \mathcal{I} \setminus \{i\}} \lambda_j$ and $\sum_{j \in \mathcal{I} \setminus \{i\}} \kappa_j$. Hence $\Delta_i(\mathbf{x}, \mathbf{y}, \boldsymbol{\kappa})$ and consequently \bar{y}_i and \bar{x}_i only depend on the sum of the arrival intensities and the sum of the cache upload rates in the other ISPs but not on their individual values.
- Since $\sum_{i \in \mathcal{I}} \Delta_i(\mathbf{x}, \mathbf{y}, \boldsymbol{\kappa}) = 0$, we have that $\sum_{i \in \mathcal{I}} \bar{x}_i = \bar{x}$ as given in (10) and $\sum_{i \in \mathcal{I}} \bar{y}_i = \bar{y}$ as given in (11). That is, the total number of leechers and seeds in all ISPs only depend on the aggregate peer arrival intensity and the aggregate amount of cache upload rate.

In Section IV-C we show simulation and experimental results to verify these analytical results.

Let us consider now when the system is download rate limited in ISP i (i.e., $cx_i \leq U_i(\mathbf{x}, \mathbf{y}, \kappa)$). Then the steady state number of leechers and seeds in ISP i is given by

$$\bar{x}_i = \frac{\lambda_i}{c(1 + \frac{\theta}{c})} \quad (17)$$

$$\bar{y}_i = \frac{\lambda_i}{\gamma(1 + \frac{\theta}{c})}. \quad (18)$$

In this case the number of leechers and seeds is not directly influenced by the cache upload rate κ_i of ISP i . Nevertheless, whether the system in ISP i is download rate limited depends on the cache upload rate κ_i of ISP i , the number of leechers in the other ISPs and hence indirectly on the cache upload rates in the other ISPs.

C. Model Validation

In this section we validate the model via simulations and experiments with real BitTorrent clients. The simulations allow us to verify the accuracy of the analytical model and the validity of our conclusions based on the model for a wide range of system parameters. The experiments, even though smaller in scale than the simulations, allow us to verify the accuracy of both the model and the simulation results for a limited set of system parameters. Before presenting the numerical results in Section IV-C3, we briefly describe our simulation methodology and our experiment methodology.

1) *Simulation Methodology*: We implemented the BitTorrent protocol in the ProtoPeer [24] framework. The implementation includes the piece selection mechanism, the management of the neighbor set, and the choke algorithm. Furthermore, it covers the message exchange between the peers as well as between the peers and the tracker. For scalability reasons, we use the flow-based network model provided by ProtoPeer.

The size of the shared file is 150 MB which corresponds to a movie or TV show of about half an hour duration in medium quality. Peers join the swarm at a rate of 6.6 per minute and their upload and download capacities are 1 MBit/s and 16 MBit/s, respectively. These are typical values for relatively well-provisioned home user Internet access connections in Europe. Normalizing by the file size, these upload and download capacities are equivalent to $\mu = 0.05$ and $c = 0.8$ for the analytical model. Each peer is associated with one ISP and we use this association to calculate the inter-ISP traffic. Each simulation run corresponds to 8 hours, and we discard an initial 1.5 hours warm-up period. The initial seed leaves the swarm after 1 hour, so it has no influence on the swarm in the steady state. This setup results in an average number of 3200 peers for each simulation run and swarms with around 120 peers concurrently online in the small scenario. Such swarm sizes are typical for swarms sharing movies according to the measurements presented in [25].

The *ImUs* are implemented as normal BitTorrent clients, but they only upload data to peers in the same ISP. We do not simulate *ImCs* as their behavior is not yet clear (i.e., it is not known what algorithms they would use to select leechers to upload to). The presented simulation results are the averages

of 20 simulation runs, and we show confidence intervals at a 95%-confidence level.

If not stated otherwise, in the remainder of this study, peers have an average seeding time of 10 minutes, i.e., $\gamma = 0.1$. Leechers abort the download with intensity $\theta = 0.01$, i.e., on average a leecher waits for 100 minutes until it leaves the swarm if the file is not yet downloaded. For the upload and download rates we use $\mu = 0.05$ and $c = 0.8$, respectively. All these variables have the dimension min^{-1} , we however omit them for the sake of clarity. For the effectiveness of file sharing we use $\eta = 0.9$ in the model, i.e., close to 1 as shown in [14].

2) *Experiment Methodology*: All measurements are performed in the experimental facility of the German-Lab (G-Lab) project [26]. This experimental facility is distributed over 5 universities in Germany. It consists of 152 nodes running Planet-Lab [27] software (version 4.2.1), the operating system of all nodes is Linux (Fedora Core 8, x86_64). We use the standard BitTorrent client (version 4.4.0-7-fc8) of this Linux distribution and limit the upload rate of each BitTorrent client in the client software.

We use the same arrival, departure and abort behavior for experiments as for the simulations to make them easily comparable. We grouped the nodes of the experimental facility into “virtual” ISPs and calculated the amount of inter-ISP traffic according to the source and the destination of the exchanged messages between the peers. We repeated all experiments 5 times and show 95%-confidence intervals.

The size of the shared file is 7.031 MB and we adjusted the upload capacity of the peers to 6 KB/s so that the normalized upload rate equals that of the simulations $\mu = 0.05$. This reduces the amount of exchanged data in the experimental facility by more than 95% while keeping the results comparable.

3) *Simulation and Experimental Validation*: We start with the validation of the observation that the system dynamics in ISP i depend only on the aggregate arrival intensity and the aggregate cache upload rate in the rest of the ISPs. Then, we show results from simulations and experiments for varying cache capacities and compare them to the model.

For the validation we consider a tagged ISP, ISP 1, and the rest of the Internet, which consists of a number I^* of ISPs. Hence, the total number of ISPs considered is $I = I^* + 1$. We set the upload capacity of the cache in ISP 1 to $\kappa_1 = 0.1$ and the arrival rate to $\lambda_1 = 0.6$ and vary the number of the other ISPs $I^* \in \{1, 5, 10, 20\}$. Peers join the other ISPs with an aggregate arrival rate $\lambda^* = 6$ and the aggregate cache upload rate in the other ISPs is κ^* . The peer arrival intensities and the cache upload capacities are equal in the other ISPs, i.e., for $i \neq 1$ we use $\kappa_i = \kappa^*/I^*$ and $\lambda_i = \lambda^*/I^*$.

We show results from simulations for the number of leechers in ISP 1 \bar{x}_1 and in the whole swarm \bar{x} in Fig. 1. The figure shows that for a given aggregate cache capacity κ^* the number of ISPs I^* has no significant impact on the number of leechers in ISP 1 and in the whole swarm. The simulation results match the values predicted from the model quite well, within 10% accuracy, except for $\kappa^* = 2$. For $\kappa^* = 2$ we observe up to 30% difference between the simulation and the analytical results, and we also observe that the number of ISPs I^* has an effect on

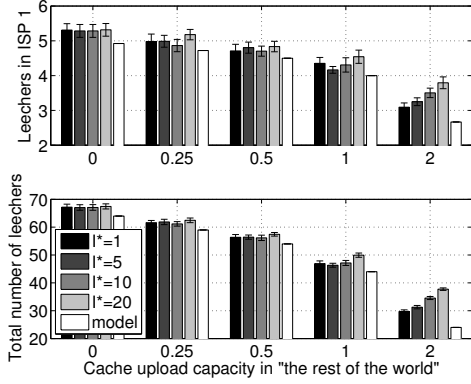


Fig. 1. Average number of leechers \bar{x}_1 in ISP 1 (top) and in the whole swarm \bar{x} (bottom) for different numbers of other ISPs I^* and aggregate cache capacities κ^* in “the rest of the world”. $\lambda_1 = 0.6$, $\kappa_1 = 0.1$, $\lambda^* = 6$.

the number of leechers. This is because for $\kappa^* = 2$ the system is oscillating between a download rate limited and an upload rate limited state. Therefore, some of the upload capacity of the caches remains unused in periods when the system is download rate limited. The oscillation depends on the arrival process of the peers which is stochastic. Consequently, a system which is upload rate limited on average can switch to a download rate limited system for some time. However, the equations for the steady state of the model do not account for those fluctuations and that can lead to inaccuracies for parameter settings where the system is not clearly download or upload rate limited.

We verified the above two hypotheses also for the number of seeds and for different arrival rates in non-tagged ISPs λ^* , but we omit the figures. The simulation results confirm the conclusions we drew from the mathematical model: the system dynamics in ISP i only depend on the aggregate cache capacity κ^* and the aggregate arrival intensity λ^* of the rest of the ISPs. Therefore, in the rest of the paper we focus on a scenario with two ISPs termed ISP 1 and ISP 2 where ISP 2 represents “the rest of the world”. If not stated differently, we set $\lambda_1 = 0.6$ and $\lambda_2 = 6$ so that 10 times more peers join the swarm in ISP 2 than in ISP 1. Furthermore, ISP 2 does not use a cache, i.e. $\kappa_2 = 0$.

In order to further validate the model, we consider the dependency of the system dynamics on the cache capacity κ_1 of ISP 1. We performed simulations and experiments with different values of κ_1 , and measured the number of leechers and seeds.

In Fig. 2(a) we compare the number of leechers obtained using the analytical model, the simulations, and the experiments. The figure shows the number of leechers \bar{x}_i in ISP i as a function of the cache upload capacity κ_1 in ISP 1 normalized by the number of leechers $\bar{x}_i|_{\kappa_1=0}$ in the case of no caching. Consequently, for $\kappa_1 = 0$ all results are equal to 1. The figure confirms that the model provides accurate results, in particular for small cache capacities. However, the simulations show that the number of leechers \bar{x}_1 in ISP 1 is significantly higher than predicted by the model for $\kappa_1 = 0.5$. The reason for this mismatch is the same as explained above, i.e., a system which is

on average upload rate limited can get download rate limited for a period of time if only very few leechers are online. However, almost all swarms we observe in practice are clearly upload rate limited, and for upload rate limited systems the model provides very accurate results.

We conclude the validation of the system dynamics with simulation results for larger swarms. To this end, we increase the arrival rates to $\lambda_1 = 3$ and $\lambda_2 = 30$ which leads to swarm sizes of about 600 peers concurrently online. We simulate two scenarios, one with homogeneous peer access speeds and one with heterogeneous peer access speeds. In the former one, we keep the default upload and download capacities (Sect. IV-C1) for all peers. In the latter one, we use upload capacities of (0.0125, 0.05, 0.2) and download capacities (0.2, 0.8, 3.2) and assign them to a new peer with probability (0.4, 0.5, 0.1), respectively. This leads to the same average access speeds in the homogeneous and the heterogeneous scenario.

The simulations show that the difference between the homogeneous and the heterogeneous scenario is negligible (cf. Fig. 2(b)). This validates that the model is accurate in swarms where peers have heterogeneous access speeds, as long as the average access speeds per ISP are constant. Furthermore, we observe that in comparison to Fig. 2(a) the number of leechers measured in the simulations is significantly closer to the prediction of the model. This is due to the fact that oscillations of the system between the upload and download rate limited state are less prevalent in swarms with a higher number of peers. As a consequence, the model provides more accurate estimates for large swarms.

D. Numerical Results

The validation presented above allows us to consider two ISPs when evaluating the effects of the cache upload rate κ_i of ISP i on the system dynamics in ISP i . In the following we will use such a simple scenario to evaluate the effects of the cache upload rate on the number of leechers and seeds in the system.

Fig. 2(c) shows the normalized number of leechers and seeds in steady state in both ISPs for two values of the arrival intensity in ISP 2. Like in Figs. 2(a) and 2(b), all values are normalized with the values obtained in the case without caching, i.e., $\kappa_1 = 0$. For the case of equal arrival intensities in the two ISPs ($\lambda_1 = \lambda_2$) the effect of the cache capacity on the number of peers in the system is significant in both ISPs. For the case when $\lambda_2 \gg \lambda_1$ the effect of the cache upload rate on ISP 1 is just slightly smaller. In both cases we can observe the cache upload rate at which ISP 1 becomes download rate limited, i.e., above which rate the number of leechers and seeds in the ISP does not change. The proportional decrease of the number of leechers is bigger than that of the number of seeds, which might lead to an unwanted effect of the introduction of a cache: more seeds in ISP 1 will upload to leechers in ISP 2 thereby increasing the outgoing traffic of ISP 1. In the following section we investigate under what conditions this unwanted effect can be observed.

V. THE IMPORTANCE OF FLUID MODELING

In order to illustrate the importance of the effect of the cache upload rate on the system dynamics, in this section we develop

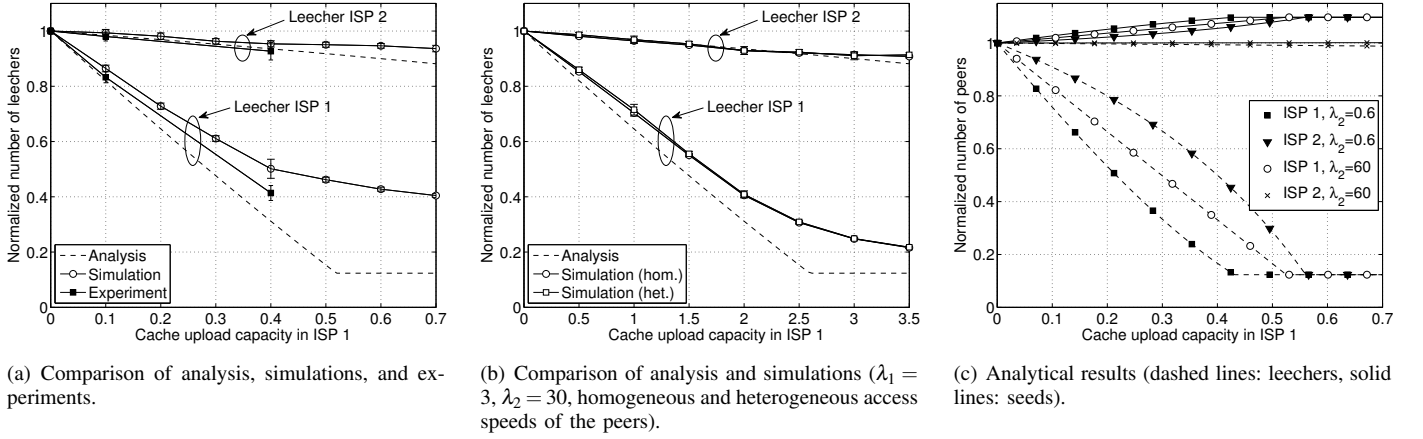


Fig. 2. Normalized number of leechers $\frac{\bar{x}_i}{\bar{x}_i|_{\kappa_1=0}}$ and seeds $\frac{\bar{y}_i}{\bar{y}_i|_{\kappa_1=0}}$ as a function of the cache upload capacity κ_1 of ISP 1. The figures show the number of leechers \bar{x}_i and seeds \bar{y}_i in ISP i divided by the corresponding values for the case without caching ($\bar{x}_i|_{\kappa_1=0}$ and $\bar{y}_i|_{\kappa_1=0}$).

a simple model of the transit traffic of the ISPs and use the model to give analytical and numerical results.

Ideally, one would expect that by installing upload rate κ_i ISP i can decrease its incoming transit traffic ρ_i^I by at least κ_i . To see why let us consider the decrease in incoming transit traffic ρ_i^I if ISP i installed a transparent cache. The transparent cache serves requests that would generate incoming transit traffic, hence a cache upload rate of κ_i decreases the amount of incoming traffic ρ_i^I by κ_i , but it does not affect the amount of outgoing traffic ρ_i^O . (Requests are typically much smaller than the replies that contain the actual data, so the effect of the transparent cache on the amount of outgoing transit traffic is minimal.) An alternative requirement can be that if ISP 1 installs cache upload rate κ_1 then it decreases its total transit traffic $\rho_1^I + \rho_1^O$ by at least κ_1 . If none of these conditions is met then the cache upload rate installed by the ISP is indirectly feeding peers in other ISPs.

A. A Simple Model of Transit Traffic

Estimating the amount of transit traffic generated by a set of peers in an ISP is difficult in general, because the effects of the neighbor selection algorithms (e.g., choking/unchoking in BitTorrent), of the inter-ISP delays and bandwidth bottlenecks are hard to model. The model we describe in the following does not take into account such details, but it provides a way to quantify the effects of the cache upload rate on the amount of transit traffic. More accurate models of the data exchange between peers might give quantitatively different results, but the qualitative results would not be different.

To simplify the notation, we define the publicly available upload rate in ISP i as the upload rate in ISP i that can be used by leechers outside of ISP i , and denote it by u_i^P . For the scenario considered until now this quantity is given by the upload rate of the leechers and the seeds $u_i^P = \mu(\eta x_i + y_i)$. Similarly, we define the locally available upload rate in ISP i as the upload rate that is only available to leechers in ISP i . For the considered scenario this quantity is given by the upload rate of the cache, $u_i^L = \kappa_i$.

The approximation we derive in the following is based on

the observation that leechers compete with each other for the available upload rate as long as they would be able to download at a higher rate. Hence, we start the development of the transit traffic estimates by expressing the amount of traffic that leechers in ISP i would demand from the publicly available upload rate $\sum_j u_j^P$.

For the ISP managed Ultrapeer (*ImU*) the demanded rate is the portion of the maximum download rate of the leechers that they do *not* get served from only locally available sources. Since the *ImU* appears as an arbitrary peer to the leechers in ISP i , they will download from it with a probability proportional to its upload rate

$$D_i^d = cx_i \left(1 - \frac{u_i^L}{\sum_j u_j^P + u_i^L} \right). \quad (19)$$

For the ISP managed cache (*ImC*) the rate demanded by the leechers has to be decreased by the installed cache upload rate, because the leechers would by preference utilize the cache to obtain the content. Hence, if the cache can serve all leechers then no publicly available upload rate is requested by the leechers. Otherwise, the leechers request publicly available upload rate with an intensity proportional to their remaining maximum download rate

$$D_i^d = \max(0, cx_i - \kappa_i) \left(1 - \frac{u_i^L - \kappa_i}{\sum_j u_j^P + u_i^L - \kappa_i} \right). \quad (20)$$

For the considered scenario $u_i^L = \kappa_i$, which means that whatever is not downloaded from the cache is requested from the publicly available upload rate.

If the system is download rate limited then the leechers receive the requested rate. If the system is upload rate limited then their received rate is proportional to the total available upload rate divided by the total requested rate

$$D_i^r = D_i^d \min \left(1, \frac{\sum_j u_j^P}{\sum_j D_j^d} \right). \quad (21)$$

The rate that the leechers receive can originate from any ISP, and it is hard to provide an accurate estimate of the share of

the traffic that would originate from outside the ISP, as factors such as the available bandwidth between ISPs and the end-to-end delays influence the download process. In the following we adopt a pessimistic assumption: the amount of traffic that originates from outside the ISP is proportional to the publicly available upload rate outside the ISP. Using this assumption we can now express the incoming transit traffic of ISP i

$$\rho_i^I = D_i^r \left(1 - \frac{u_i^P}{\sum_j u_j^P} \right). \quad (22)$$

We estimate the outgoing transit traffic based on the incoming transit traffic estimates. We have to ensure that the total incoming transit traffic of the ISPs is equal to the total outgoing transit traffic of the ISPs. A simple model that satisfies this criterion is one in which the amount of traffic that ISP i uploads to ISP j is proportional to the ratio of the publicly available upload rate in ISP i and the aggregate publicly available upload rate outside ISP j

$$\rho_i^O = \sum_{j \neq i} \rho_j^I \frac{u_i^P}{\sum_{k \neq j} u_k^P}. \quad (23)$$

In the following we use these simple estimates to quantify the effects of the cache upload rate on the incoming and outgoing transit traffic of the ISPs.

B. Asymptotic Results of Cache Efficiency

Motivated by the results of Section IV-B we consider the case of two ISPs, a tagged ISP ($i = 1$) and the rest of the ISPs represented by ISP $i = 2$, ($\mathcal{I} = \{1, 2\}$). We consider the effects of the cache upload rate κ_1 installed by ISP 1 on the amount of traffic exchanged between the two ISPs.

We analyze the effects of the cache upload rate in the limiting case when $\lambda_2 \rightarrow \infty$. We consider the case of an upload rate limited system because for λ_2 sufficiently large the system is upload rate limited as long as $\mu < c$ (see Eq. (12)).

We start with the case of the *ImU*. For an upload rate limited system and small cache upload rates κ_i we can give an upper bound on the incoming transit traffic in ISP i as $\frac{x_i}{\sum_{j \in \mathcal{I}} x_j}$ of the total upload rate from leechers and seeds in all other ISPs $j \neq i$, i.e., $\sum_{j \in \mathcal{I} \setminus \{i\}} u_j^P$

$$\rho_i^I = \frac{x_i}{\sum_{j \in \mathcal{I}} x_j} \sum_{j \neq i} u_j^P. \quad (24)$$

Substituting this expression into (23) we get an upper bound on the outgoing transit traffic intensity

$$\rho_i^O = \left(1 - \frac{x_i}{\sum_{j \in \mathcal{I}} x_j} \right) u_i^P. \quad (25)$$

Let us now substitute (14) and (15) into (24) and (25). By increasing the peer arrival rate in ISP 2 to infinity we get

$$\lim_{\lambda_2 \rightarrow \infty} (\rho_1^I |_{\kappa_1=0} - \rho_1^I) = \frac{\kappa_1}{\left(1 + \frac{\theta}{v}\right)} \quad (26)$$

$$\lim_{\lambda_2 \rightarrow \infty} (\rho_1^O |_{\kappa_1=0} - \rho_1^O) = \frac{\kappa_1}{\left(1 + \frac{\theta}{v}\right)} - \frac{\mu \kappa_1}{\gamma}. \quad (27)$$

Both expressions are independent of the cache upload rate κ_2 in ISP 2, and the arrival intensity in ISP 1. We also note that since

$v > 0$ we have $1 + \frac{\theta}{v} \geq 1$, so that the incoming transit traffic gain is always less than the cache upload rate installed by the ISP. The same is true for the outgoing transit traffic gain. The sum of the gains can however exceed the cache upload rate. We conclude that a transparent cache is preferable over an *ImU* for an ISP whose transit traffic costs are only a function of the amount of incoming transit traffic. Nevertheless, an *ImU* might be preferable if the ISP is charged based on the maximum of the incoming and the outgoing transit traffic.

For the *ImC* we can develop similar results by considering the upper bound for the incoming transit traffic

$$\rho_i^I = \frac{cx_i - \kappa_i}{\sum_{j \in \mathcal{I}} cx_j - \kappa_j} \sum_{j \neq i} u_j^P, \quad (28)$$

and substituting this into (23) to get the upper bound on the outgoing transit traffic

$$\rho_i^O = \left(1 - \frac{cx_i - \kappa_i}{\sum_{j \in \mathcal{I}} cx_j - \kappa_j} \right) u_i^P. \quad (29)$$

We substitute (14) and (15) into (28) and (29) and increase the arrival rate in ISP 2 to infinity to get

$$\lim_{\lambda_2 \rightarrow \infty} (\rho_1^I |_{\kappa_1=0} - \rho_1^I) = \frac{\kappa_1}{\left(1 + \frac{\theta}{v}\right)} + \frac{\kappa_1 \mu \eta}{c} \frac{\gamma}{(\gamma - \mu)} \quad (30)$$

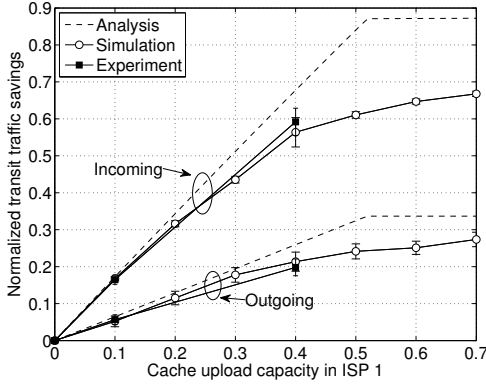
$$\lim_{\lambda_2 \rightarrow \infty} (\rho_1^O |_{\kappa_1=0} - \rho_1^O) = \frac{\kappa_1}{\left(1 + \frac{\theta}{v}\right)} - \frac{\mu \kappa_1}{\gamma}. \quad (31)$$

Again, the expressions are independent of κ_2 , and the arrival intensity in ISP 1. Comparing (26) to (30) we observe that the bound for the gain in terms of incoming transit traffic is higher for *ImC* than for *ImU* (because $\gamma > \mu$ for an upload rate limited system). Depending on the value of the rightmost term of (30) the efficiency of the cache upload rate for *ImC* can exceed 1. Consequently, an *ImC* can outperform a transparent cache in terms of the decrease of the incoming transit traffic. Comparing (27) to (31) we observe however that the bounds for the gain in terms of outgoing transit traffic are the same for *ImU* and *ImC*.

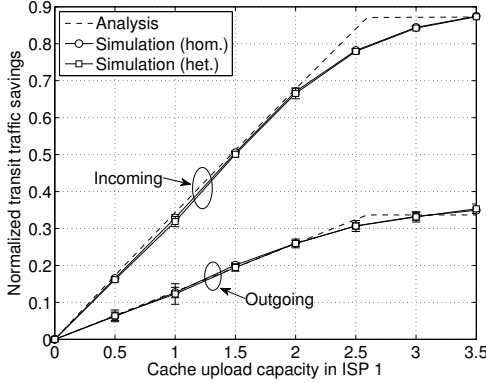
C. Model Validation

Before analyzing the effects of the caches on the amount of transit traffic we show simulation and experiment results to validate the simple model of transit traffic. We use the same scenarios as for the validation of the system dynamics (cf. Sect. IV-C) and consider the transit traffic savings, i.e., the difference of the transit traffic without and with caching. We distinguish between incoming transit traffic savings $\rho_1^I |_{\kappa_1=0} - \rho_1^I$ and outgoing transit traffic savings $\rho_1^O |_{\kappa_1=0} - \rho_1^O$. Figs. 3(a) and 3(b) show the incoming and outgoing transit traffic savings normalized by the corresponding transit traffic values without caching, $\rho_1^I |_{\kappa_1=0}$ and $\rho_1^O |_{\kappa_1=0}$ respectively. Consequently, the values in Figs. 3(a) and 3(b) can also be interpreted as the fraction of incoming and outgoing transit traffic that can be saved by installing a cache with upload capacity κ_1 .

The simulations and experiments confirm that the model provides accurate estimates of the transit traffic as long as the system is clearly download rate limited (Fig. 3(a)). However, for values of κ_1 close to the transition between an upload



(a) Comparison of analysis, simulations, and experiments.



(b) Comparison of analysis and simulations ($\lambda_1 = 3$, $\lambda_2 = 30$, homogeneous and heterogeneous access speeds of the peers).

Fig. 3. Normalized transit traffic savings for ISP 1 vs. its cache upload capacity κ_1 . The incoming transit traffic savings ($\rho_1^I|_{\kappa_1=0} - \rho_1^I$) are normalized by the incoming transit traffic without caching, $\rho_1^I|_{\kappa_1=0}$. The values for the outgoing transit traffic savings are calculated similarly, i.e., $(\rho_1^O|_{\kappa_1=0} - \rho_1^O)/\rho_1^O|_{\kappa_1=0}$.

rate limited system and a download rate limited system the difference between the model and the simulation results gets bigger, up to 25%. Further increasing κ_1 the analytical and simulation results get closer as the system becomes dominantly download rate limited. The reason is again that due to the changing peer population there are some periods of time when the system is download rate limited although it is upload rate limited on average. When the peer population is small, the cache can not use its total upload capacity and leechers obtain a larger fraction of the file from other peers.

Like in Sect. IV-C, we perform simulations of a larger swarm ($\lambda_1 = 3$, $\lambda_2 = 30$) and equip the peers with homogeneous and heterogeneous access speeds. The transit traffic savings in these scenarios are presented in Fig. 3(b). Again, we conclude that the predictions of the model are more accurate for larger peer populations and that there is hardly any difference between the simulations with homogeneous and heterogeneous access speeds of the peers.

D. Numerical Results and Insights

In the following, we show numerical results based on the simple model of the transit traffic and show that an accurate

model of the system dynamics is necessary when investigating the impact of caches on the transit traffic. We present non-normalized transit traffic values in order to be able to show the asymptotic results.

1) *Numerical Results*: Fig. 4(a) shows the savings in terms of incoming transit traffic as a function of the cache upload rate κ_1 for ISP 1. The parameters are the same as the ones used for Fig. 2(c). For *ImU* the decrease of the incoming transit traffic is always below the amount of cache upload rate used, while for *ImC* it is equal. The asymptotic bounds are rather tight both for *ImU* and for *ImC* until the system becomes download rate limited. Once the system is download rate limited, the increase of the cache upload rate has only a minor effect on the incoming transit traffic.

There is a big difference in the efficiency of the caches for different values of the arrival rate λ_2 in ISP 2. The decrease of the incoming transit traffic is less than 50% of the cache upload rate for $\lambda_1 = \lambda_2$, while it is close to the asymptotic limit for $\lambda_2 = 60$. The inefficiency of the cache to decrease the incoming transit traffic for swarms for which a significant portion of the peers is in the ISP shows that ISPs might have to actively manage the cache upload rates between the different swarms to maximize the cache efficiency.

Fig. 4(b) shows the savings in terms of outgoing transit traffic as a function of the cache upload rate κ_1 . The parameters are the same as the ones used for Fig. 2(c). Surprisingly, we observe that the outgoing transit traffic increases slightly for low values of κ_1 . The increase of the outgoing transit traffic is in fact a result of the increase of the number of seeds and the decrease of the number of leechers in ISP 1. The changes in the number of the peers and cache upload rate results in an indirect feeding of the leechers in ISP 2. This phenomenon is the reason for the low efficiency in decreasing the outgoing transit traffic even for $\lambda_2 = 60$. The asymptotic bounds are rather tight both for *ImU* and for *ImC*.

These results suggest that a transparent cache is rather efficient in terms of decreasing the incoming transit traffic compared to an *ImU*. With the availability of localization services the deployment of *ImC* can become possible, which can improve the efficiency of non-transparent peer-to-peer caches.

2) *Fluid Modeling vs. Static Overlay*: The simple model of transit traffic we described is of course not accurate and complex enough to predict the amount of transit traffic in a complex, heterogeneous network, but it can serve to compare the amount of transit traffic if one considers the effects of caches on the system dynamics and if one does not consider them.

Fig. 4(c) shows the mismatch of the estimate of the transit traffic savings if one did not use the fluid model described in Section IV to model the change of the number of peers as a function of the cache upload rate, but used the number of peers without a cache to estimate the transit traffic as a function of the cache upload rate using (22) and (23). The figure shows that one underestimates the decrease of the incoming transit traffic by almost up to a factor of 20 if one does not consider the change of the number of peers. At the same time one overestimates the decrease of the outgoing transit traffic by up to a factor of

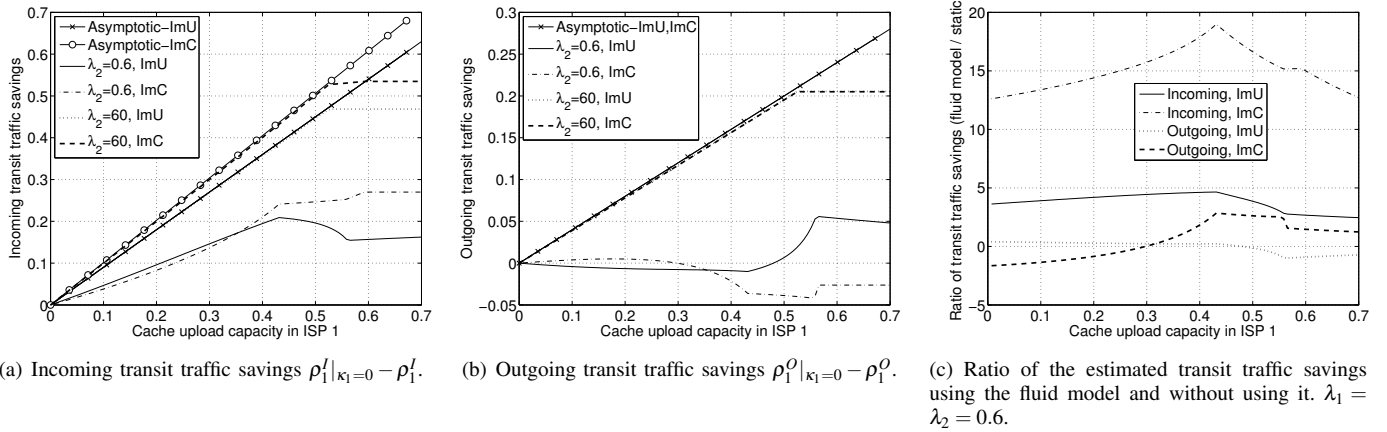


Fig. 4. Analytical results for transit traffic savings of ISP 1 vs. its cache upload capacity κ_1 .

10. The actual ratios depend on the considered scenario, but in general, the error introduced by not modeling the change of the number of peers can be substantial.

VI. CONCLUSION

We considered the impact of caches on the inter-ISP traffic due to BitTorrent-like peer-to-peer systems. We developed a simple fluid model of the effects of caches on the system dynamics and showed using the model how the caches installed in an ISP affect the system-wide and the local peer-dynamics. We described a simple model of inter-ISP traffic and used the model to illustrate that the major impact of caches on the transit traffic is via the system dynamics. Hence, one can not neglect the effects of caches on the system dynamics. We provided asymptotic bounds on the efficiency of caches, and gave a comparison of the efficiency of caches under our modeling assumptions. We showed that caches can sometimes lead to increased outgoing transit traffic, depending on the portion of the peers within the ISP. Our analytical results also show that ISP managed Caches would in general be superior to transparent caches and to ISP managed Ultrapeers in terms of decreasing the transit traffic. We validated the insights obtained via the fluid model by simulations and experiments with real BitTorrent clients. While the quantitative results on the inter-ISP traffic depend on the traffic model, we expect that the qualitative results would hold for other traffic models. It will be subject of our future work to extend the analytical model of transit traffic to more complex network scenarios, and to consider the impact of locality aware neighbor selection policies and of traffic shaping by ISPs.

REFERENCES

- [1] Ipoque, "Internet Studies 2008," <http://www.ipoque.com>.
- [2] R. Bindal, P. Cao, W. Chan, J. Medved, G. Suwala, T. Bates, and A. Zhang, "Improving traffic locality in bittorrent via biased neighbor selection," in *Proc. of ICDCS*, 2006, pp. 66–77.
- [3] S. L. Blond, A. Legout, and W. Dabbous, "Pushing bittorrent locality to the limit," Tech. Rep. arXiv:0812.0581, Dec 2008.
- [4] D. Choffnes and F. Bustamante, "Taming the torrent: A practical approach to reducing cross-ISP traffic in P2P systems," in *Proc. of ACM SIGCOMM*, Aug. 2008.
- [5] V. Aggarwal, A. Feldmann, and C. Scheidele, "Can isps and p2p systems co-operate for improved performance?" *ACM Computer Communications Review*, vol. 37, no. 3, pp. 29–40, 2007.
- [6] H. Xie, Y. Yang, A. Krishnamurthy, Y. Liu, and A. Silberschatz, "P4P: Provider portal for P2P applications," in *Proc. of ACM SIGCOMM*, 2008.
- [7] PeerApp UltraBand, "<http://www.peerapp.com>."
- [8] OverCache P2P, "<http://www.oversi.com>."
- [9] M. Hefeeda and O. Saleh, "Traffic modeling and proportional partial caching for peer-to-peer systems," *IEEE/ACM Trans. Netw.*, vol. 16, no. 6, pp. 1447–1460, 2008.
- [10] N. Leibowitz, A. Bergman, R. Ben-Shaul, and A. Shavit, "Are file swapping networks cacheable? characterizing p2p traffic," in *In Proc. of the 7th Int. WWW Caching Workshop*, 2002.
- [11] T. Karagiannis, P. Rodriguez, and K. Papagiannaki, "Should internet service providers fear peer-assisted content distribution?" in *Proc. of ACM IMC*, 2005, pp. 63–76.
- [12] A. Wierzbicki, N. Leibowitz, M. Ripeanu, and R. Wozniak, "Cache replacement policies for P2P file sharing protocols," *Euro. Trans. on Telecomm.*, vol. 15, pp. 559–569, 2004.
- [13] X. Yang and G. de Veciana, "Service capacity of peer to peer networks," in *Proc. of IEEE INFOCOM*, 2004.
- [14] D. Qiu and S. Srikant, "Modeling and performance analysis of bittorrent-like peer-to-peer networks," in *Proc. of ACM SIGCOMM*, August 2004, pp. 367–378.
- [15] L. Massoulié and M. Vojnovic, "Coupon replication systems," in *Proc. of ACM Sigmetrics*, 2005.
- [16] F. Clévenot-Perronnin, P. Nain, and K. W. Ross, "Multiclass P2P networks: Static resource allocation for service differentiation and bandwidth diversity," *Performance Evaluation*, vol. 62, pp. 32–49, 2005.
- [17] Y. Tian, D. Wu, and K. Ng, "Modeling, analysis and improvement for bittorrent like file-sharing networks," in *Proc. of IEEE Infocom*, 2006.
- [18] I. Rimac, A. Elwalid, and S. Borst, "On server dimensioning for hybrid p2p content distribution networks," in *Proc. of IEEE P2P*, 2008, pp. 321–330.
- [19] B. Cohen, "Incentives build robustness in bittorrent," in *Workshop on Economics of Peer-to-Peer Systems*, Berkeley, CA, USA, May 2003. [Online]. Available: <http://www.sims.berkeley.edu/research/conferences/p2pcon/papers/s4-cohen.pdf>
- [20] "Bittorrent specification," <http://wiki.theory.org/BitTorrentSpecification>.
- [21] BitTorrent Local Tracker Discovery Protocol, "http://bittorrent.org/beps/bep_0022.html."
- [22] L. Guo, S. Chen, Z. Xiao, E. Tan, X. Ding, and X. Zhang, "Measurement, Analysis, and Modeling of BitTorrent-like Systems," in *Proc. ACM IMC*, Oct. 2005.
- [23] K. Leibnitz, T. Hoßfeld, N. Wakamiya, and M. Murata, "Peer-to-peer vs. client/server: Reliability and efficiency of a content distribution service," in *20th International Teletraffic Congress (ITC20)*, Ottawa, Canada, jun 2007.
- [24] "Protopeer," <http://protopeer.epfl.ch/index.html>.
- [25] T. Hoßfeld, D. Hock, S. Oechsner, F. Lehrieder, Z. Despotovic, W. Kellerer, and M. Michel, "Measurement of bittorrent swarms and their AS topologies," Nov 2009, <http://www3.informatik.uni-wuerzburg.de/TR/tr463.pdf>.
- [26] German-Lab project, "<http://www.german-lab.de/>"
- [27] Planet-Lab, "<http://www.planet-lab.org/>"