



WISSENSCHAFTSZENTRUM BERLIN  
FÜR SOZIALFORSCHUNG

SOCIAL SCIENCE RESEARCH  
CENTER BERLIN

Paul Heidhues \*  
Botond Köszegi \*\*

## **The Impact of Consumer Loss Aversion on Pricing**

\* WZB - Wissenschaftszentrum Berlin

\*\* University of California, Berkeley

**SP II 2004 – 17**

December 2004

ISSN Nr. 0722 – 6748

**Research Area**  
**Markets and Political Economy**

**Research Unit**  
**Competitiveness and Industrial Change**

**Forschungsschwerpunkt**  
**Markt und politische Ökonomie**

**Abteilung**  
**Wettbewerbsfähigkeit und industrieller Wandel**

Zitierweise/Citation:

Paul Heidhues and Botond Köszegi, **The Impact of Consumer Loss Aversion on Pricing**, Discussion Paper SP II 2004 – 17, Wissenschaftszentrum Berlin, 2004.

Wissenschaftszentrum Berlin für Sozialforschung gGmbH,  
Reichpietschufer 50, 10785 Berlin, Germany, Tel. (030) 2 54 91 – 0  
Internet: [www.wz-berlin.de](http://www.wz-berlin.de)

## ABSTRACT

### **The Impact of Consumer Loss Aversion on Pricing\***

by Paul Heidhues and Botond Kőszegi

We develop a model in which a profit-maximizing monopolist with uncertain cost of production sells to loss-averse, yet rational, consumers. We first introduce (portable) techniques for analyzing the demand of such consumers, and then investigate the monopolist's pricing strategy. Compared to lower possible purchase prices, paying a higher price in the firm's pricing distribution is assessed by consumers as a loss, decreasing demand for the firm's product. We provide conditions under which a firm with continuously distributed marginal cost responds by (locally) eliminating this "comparison effect" and choosing a discrete price distribution; that is, prices are "sticky". Price stickiness is more likely to obtain when the cost distribution has high density, the price responsiveness of demand is low, or consumers are likely to purchase. Whether or not prices are sticky, the monopolist wants to at least mitigate the comparison effect, leading to countercyclical markups. On the other hand, if consumers expect to buy the product, they experience a loss if they end up not consuming it, increasing their willingness to pay for it. Thus, despite the tendency toward price stability, there are also circumstances in which a firm with unchanging cost offers random "sales" to increase customers' expectation to consume, attracting more demand at higher prices.

*Keywords: Reference-dependent utility, price stickiness, monopoly pricing, kinked demand curve, countercyclical markups, sales, promotions, (seemingly) predatory pricing.*

*JEL Classification: D11, D42, L12, L16, L66, L67*

---

\* We thank Stefano DellaVigna, Jos Jansen, Wolfgang Pesendorfer, Chris Shannon,  Szeidl, and especially Wei Li and Matt Rabin for numerous helpful discussions. We have benefited from comments of seminar participants at CalTech, LSE, the NBER MIDM conference, Princeton, Royal Holloway, Ruhr-Universitt-Bochum, Stanford, UC Berkeley, University of Bonn, University of Hamburg, and University of Vienna.

## ZUSAMMENFASSUNG

### **Strategisches Preissetzungsverhalten mit verlustaversen Konsumenten**

Wir analysieren das optimale Verhalten eines profitmaximierenden Monopolisten mit stochastischen Produktionskosten, der an rationale, verlustaverse Konsumenten verkauft. Hierzu entwickelt der Beitrag übertragbare Techniken, die es erlauben, die Nachfrage von verlustaversen Konsumenten herzuleiten, und bestimmt die optimale Preissetzungsstrategie des Monopolisten. Ein Konsument empfindet einen Verlust, wenn er den von ihm gezahlten Kaufpreis mit erwarteten niedrigeren Preisen des Monopolisten vergleicht. Dieser Verlust reduziert die Zahlungsbereitschaft des Konsumenten und senkt somit seine Nachfrage. Der Beitrag zeigt auf, unter welchen Bedingungen eine Firma mit kontinuierlich verteilten Grenzkosten diesen „Vergleichseffekt“ (lokal) eliminiert, indem sie eine diskrete Preisverteilung wählt --- also, eine Preisverteilung mit Preisstarrheit. Diese Preisstarrheit tritt umso eher auf, je höher die Dichte der Kostenverteilung, je niedriger die Nachfrageelastizität oder je größer die Kaufwahrscheinlichkeit des Konsumenten ist. Unabhängig davon, ob die optimale Preisverteilung Preisstarrheit aufweist oder nicht, schwächt der Monopolist diesen Vergleichseffekt ab in dem er antizyklische Preisaufschläge verlangt. Auf der anderen Seite führt die Käuferwartung des Konsumenten dazu, dass er einen Verlust realisiert, wenn er das Gut nicht konsumieren kann. Eine höhere Käuferwartung führt somit zu einer höheren Zahlungsbereitschaft des Konsumenten. Daher kann es trotz der Tendenz zur Preisstarrheit auch Umstände geben, unter denen eine Unternehmung mit fixen Grenzkosten zufällige „Sonderangebote“ macht, welche die Käuferwartung des Konsumenten erhöhen und somit mehr Nachfrage bei höheren Preisen generieren.

# 1 Introduction

Experimental investigations of small-scale trading decisions, as well as monetary risk taking, indicate that preferences are reference-dependent—people compare economic outcomes to relevant “reference points”, not only evaluate them according to absolute measures. One of the most robust and quantitatively significant regularities related to reference-dependent preferences is *loss aversion*—people are more sensitive to losses relative to their reference point than to gains relative to it.<sup>1</sup> Evidence from the economics and marketing literatures indicates that reference dependence and loss aversion influences consumers’ behavior in the marketplace,<sup>2</sup> and that firms seem to be aware of this fact (Blinder et al 1998, Marketing News 1985).<sup>3</sup>

Inspired by these findings, we analyze the strategic pricing behavior of a profit-maximizing monopolist facing loss-averse consumers. Our results can help explain, under a single umbrella, three stylized facts about the distribution and time pattern of prices for consumer goods. First, regular prices are “sticky” in that adjustments are infrequent (Carlton 1986, Kashyap 1995, Blinder 1998, for example), and that the price often returns to the same level even when it does change (Chevalier, Kashyap, and Rossi 2000). Second, markups are “countercyclical”: Profit margins are lower in booms than in recessions (Bils 1987, Chevalier and Scharfstein 1996, and others). Third, temporary sales and promotions are common (Chevalier, Kashyap, and Rossi 2000).

We begin in Section 2 by outlining a model of consumer behavior with loss aversion, and developing generally applicable techniques for working with the model. A major challenge in

---

<sup>1</sup> In selling and purchasing decisions, subjects ask for a higher price when selling a good than they are willing to pay when offered the opportunity to buy the same good, even though the two roles are randomly allocated between subjects. This probably occurs because subjects construe giving up the object they have just acquired as a loss, and are very sensitive to this loss (Kahneman, Knetsch, and Thaler 1990, 1991). In monetary gambles, loss aversion is reflected in people’s reluctance to accept small favorable lotteries, presumably because they are more afraid of the possibility of loss than they are thrilled about a somewhat larger gain (Kahneman and Tversky 1979, Rabin 2000).

<sup>2</sup> Genesove and Mayer (2001) document that sellers in the Boston housing market set higher selling prices if they have suffered a loss relative to their purchase price. Odean (1998) finds that small investors are more reluctant to sell losing stocks than winning stocks, significantly decreasing their returns in the process. And as a possible explanation for wage stability, Bewley (1998) states that “[d]eclines in living standards disrupt people’s lives and cause much more damage to well-being than corresponding increases improve it. Such declines are especially disruptive for people used to stable incomes.”

<sup>3</sup> In an early treatise, Hall and Hitch (1939) write “[c]hanges in prices [...] are disliked by merchants and customers. Several entrepreneurs referred explicitly to the fact that there are conventional prices to which customers are attached, and that these have to be charged, which means that in these cases only large changes in price which are clearly unprofitable are possible.”

building a complete theory lies in the specification of the reference point.<sup>4</sup> In particular, one could specify a consumer’s reference point in the money to be paid for an item as either her status quo (so that paying is always assessed as a loss), her customary spending on the good (so that only paying more than at other times is seen as a loss), or the regular price (so that only paying an increased price is considered a loss). To sort out these possibilities without having to make arbitrary exogenous assumptions in each situation, a parsimonious theory of pricing and loss aversion should ideally build on a sufficiently general and precise specification of the reference point.

Our model draws on the framework developed in Kőszegi and Rabin (2004), in which a decisionmaker’s reference point is determined by her recent expectations (i.e. probabilistic beliefs) about the outcomes she is going to get. For example, a consumer who expects to eat a nice dinner experiences a sensation of loss if she finds that her favorite restaurant is temporarily closed. But she also experiences a loss from paying more for her dinner than she had previously anticipated. Based on this perspective, a person’s reference point in money depends on market conditions and her own anticipated behavior. The reference point is close to the consumer’s status quo if she expects to buy the good relatively rarely, or to be able to acquire it very cheaply. If the firm always charges the same price and she expects to buy at that price, it is this “regular price” to which she compares money outlays. And if she expects to pay a stochastic price, she has no single reference price; instead, in our framework she compares money outcomes to each possibility in the reference lottery, and takes the average of these gain-loss sensations.

Having assumed that expectations are the reference point, our model’s predictions rely on a theory of how expectations are determined. To complete our model, we adapt Kőszegi and Rabin’s (2004) framework: We assume that the reference point is determined endogenously, in a *personal equilibrium*, by the requirement that the stochastic outcome implied by optimal behavior conditional on expectations be consistent with expectations.

---

<sup>4</sup> Indeed, the lack of a precise theory of reference point determination may have limited the application of previous models (Kahneman and Tversky 1979, Tversky and Kahneman 1991). Most applications of loss aversion are in the area of finance. In one of the first prominent financial applications, Benartzi and Thaler (1995) argue that loss aversion can explain the equity premium if investors check their portfolios (and suffer gains and losses) about once a year. Barberis, Huang, and Thaler (2003) formally show that within a large class of preferences, observed risk attitudes can only be explained by a combination of loss aversion and “narrow bracketing”, the idea that investors do not integrate current risky choices with risks they already face. Barberis, Huang, and Santos (2001) study asset prices in an economy populated by loss averse consumers.

In our full market models, a risk-neutral monopolist interacts with loss averse consumers of the above type. The monopolist faces an uncertain cost of production, and has to decide how to map different cost realizations into prices.<sup>5</sup> To capture, in a reduced-form model, the idea that a patient firm facing rational consumers would realize that these consumers learn the price distribution over time, we begin by assuming that the monopolist commits to a cost-contingent pricing distribution before observing the cost realization.<sup>6</sup> The consumer observes the pricing distribution while forming expectations about her own price-contingent behavior (but does not necessarily know the cost distribution or observe the realization). Next, the firm's cost is drawn, the price is realized, and the consumer decides whether or not to buy a single item of the good.

For most of the paper, we assume that the consumer's willingness to buy the good is subject to a shock, which she observes just before making her purchase decision. This assumption is both psychologically reasonable (many unpredictable factors may affect the consumer's decision) and technically useful, as it turns a discrete decision into a continuous demand curve. To maintain discipline, we impose a condition on the shock such that personal equilibrium is unique for any price distribution, doing so with the impression that—as long as jumps between equilibria in response to price changes are not a concern—this does not affect the intuition for any of our main results.<sup>7</sup>

Our first finding is that even if marginal costs are continuously distributed, in some cases the firm charges only finitely many prices. We interpret this as price stickiness. Intuitively, random prices induce uncertainty for the consumer as to how much she has to pay for the good. If she purchases at a relatively high price, she compares it to lower prices she could have paid, and experiences a sensation of loss. The anticipation of this loss reduces her demand for the good. By not exposing the consumer to small price movements, therefore, the firm increases her overall demand and thus its

---

<sup>5</sup> While in our formal model we focus exclusively on cost shocks, we argue that our results would be similar if the underlying source of uncertainty was in inframarginal demand.

<sup>6</sup> Although we work with a static model in which the firm faces a random cost, like previous authors (Shilony 1977, Varian 1980) we interpret our model more generally, and translate the static pricing results into pricing over time. As the pricing decisions are repeated, draws from the distribution translate into a price series. Thus, a stochastic price corresponds to price variation that is not predictable very far in advance, such as fluctuations due to unexpected sales. We will discuss in more detail how our static assumptions, especially regarding commitment, relate to pricing over time.

<sup>7</sup> In particular, the key result in our no-commitment model does not take advantage of the uniqueness of personal equilibrium. Since in that case the firm chooses its price after the consumer has formed expectations, changes in the price cannot affect the personal equilibrium played by her.

sales revenues. While the firm also has a classical productive efficiency rationale for differentiating production levels according to marginal cost, we identify sufficient conditions under which the increase in revenues dominates this consideration.

In addition to showing that price stickiness is possible, our model yields a series of intuitive predictions about the circumstances in which stickiness is likely to be observed. We show that if the cost distribution has sufficiently low density (i.e. the environment is quite “unpredictable”), the monopolist chooses a nonatomic price distribution. The firm is also more likely to do so if its consumers buy the product less often, and if demand is more elastic. And looking within a price distribution, the price is most likely to be sticky in regions where it is most likely to fall. That is, the price distribution might be characterized by a few isolated and often observed “regular prices”, with many other prices the firm charges only occasionally.

Even when the monopolist’s price distribution is nonatomic, it is observably different from that of a firm facing standard consumers. In particular, an economist who studies the firm’s behavior and the realized market demand curve, but ignores that demand depends on the consumer’s expectations, would conclude that the firm systematically deviates from profit maximization in a number of ways. Most importantly, she would find that the firm’s markups are (too) countercyclical. When the firm decides how to price in low-cost states, it needs to take into consideration that the low price it would like to charge would form a basis for an (unfavorable) comparison should prices be higher, decreasing the consumer’s demand in these latter states of the world. Therefore, the monopolist is reluctant to aggressively cut its price in response to low cost realizations.

In our first model, the firm’s ability to benefit from a sticky price seems to rely strongly on its patience in setting the consumer’s price expectations, modeled as commitment to a strategy in our setting. Suppose instead that the firm cannot commit to a pricing strategy, and the consumer expects it to charge a nonatomic price distribution. Then, the demand curve is continuously differentiable, and the firm’s price indeed varies continuously with cost, seemingly indicating that a market equilibrium with a continuous pricing distribution should always exist. In contrast, Section 4 shows that our price stickiness result survives: For sufficiently dense cost distributions the firm charges a deterministic price in any equilibrium. If the consumer expected stochastic prices, the



losses due to comparisons between the realized price and lower possible ones would make her demand more responsive at higher than at lower prices in the anticipated distribution. This would lead the firm to charge less dispersed prices than the consumer expects. As a result, the equilibrium collapses to a single price. At this price, the demand curve is kinked. Importantly, the kink is an endogenous *equilibrium* phenomenon, not an exogenously assumed feature of the consumer's preferences. Strikingly, we obtain our result despite a great indeterminacy of the equilibrium price: A continuum of *deterministic* prices are possible.

In Section 5, we consider the impact of the multiplicity of personal equilibria on market outcomes. We show that when the firm can commit to a pricing distribution, multiplicity might give rise to random pricing even for deterministic costs. We interpret this as strategic sales by the monopolist. Indeterminacy of personal equilibrium arises because if the consumer expects to consume the good, she assesses not buying it as a loss, increasing her willingness to pay for it; but if she expects not to buy, it is spending money that she views as unpleasant, decreasing her willingness to pay. At first, this may seem to imply that consumer loss aversion greatly benefits the firm if she plays the former equilibrium, and greatly hurts it if she plays the latter one. Surprisingly, the situation is much less symmetric, and sales play a crucial role in generating the asymmetry. If the customer tends to play an unfavorable equilibrium, the monopolist sometimes offers a sufficiently attractive sale that would induce her to buy even if she expected not to do so. This increases her anticipated probability of purchase, and leads her to buy even at higher prices. Loosely speaking, therefore, sales manipulate consumers into playing a personal equilibrium with a high probability of purchase, significantly increasing the firm's minimum possible profits. While we feel this is an important reason for sales in some situations, this variant of our model has the drawback that it can support a wide range of pricing policies and profits.

To summarize, our model offers an intuitive explanation for both price stickiness and counter-cyclical markups, and may also yield a natural reason for sales. In Section 6, we discuss some existing evidence for these seemingly contradictory predictions. We also review the related industrial organization literature, which explains each of these various pricing phenomena with completely different models. We point out possible extensions of the model, and conclude, in Section 7.

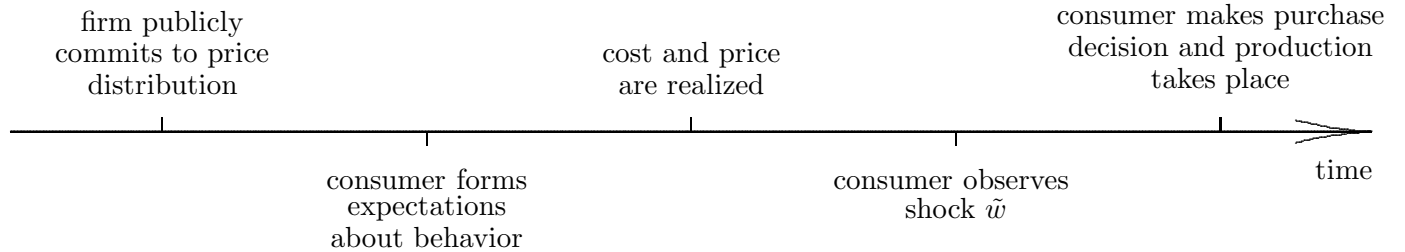


Figure 1: Timing

## 2 Model

The timing of our basic model is illustrated in Figure 1. A monopolist, who interacts with a single (representative) consumer, first commits to a pricing distribution, which the consumer observes. We will think of the pricing distribution as a map from the cost realization to a price. For our results, however, it is only important that the consumer observes the resulting price distribution. Then, the consumer forms expectations about her own price-contingent behavior. Next, the firm’s marginal cost is drawn, and the price is realized. Finally, a shock to the consumer’s willingness to buy is realized, and she decides whether or not to buy a single item of the good.

Two comments about this basic setup are in order. First, although all of our concepts and definitions would make sense without this, we include in our model the psychologically reasonable element that there is randomness in the consumer’s willingness to buy the good. One can think of many factors at the time of purchase that impact the consumer’s decision—other demands on her time, her mood, the weather, and so forth—that are neither under the control of the firm, nor perfectly predictable by the consumer. Adding a shock to the consumer’s decision does not affect the key properties of loss aversion that our model captures, and it turns a binary decision into a (better-behaved) continuous demand curve. In addition, we will show that if the shock is sufficiently variable, personal equilibrium is unique for any price distribution, while this is not the case in general. Basing our entire analysis on (ad hoc) assumptions about equilibrium selection would raise the concern that our results are largely driven by these assumptions. To maintain discipline, therefore, for most of the paper we will restrict attention to settings where demand is uniquely

defined. But the intuition for our results holds more generally as long as relevant changes to the firm's price distribution do not induce jumps in the personal equilibrium played by the consumer. In particular, the key result in our no-commitment model does not rely on the uniqueness of personal equilibrium. And Section 5 examines some market outcomes under commitment when personal equilibrium is not in general unique, and further motivates the inclusion of the shock in the model.

Second, although our model is static in that there is only a single purchase decision by the consumer, it can be translated in a natural way to a dynamic situation. If cost realizations are independent across periods, a dynamic pricing problem can be modeled as repetitions of our static framework. In this view, the static price distribution implied by our model generates a dynamic price series through different realizations of the distribution. Even if cost (and therefore price) realizations are correlated over time, if consumer preferences are based on sufficiently lagged expectations, the logic of a dynamic model would be very similar to repetitions of our static one.

Relatedly, our commitment assumption captures, in a static reduced form, a patient firm's dynamic incentives in setting the optimal long-run price distribution. A patient firm realizes that over time, consumers would learn the distribution of prices and incorporate it into their expectations. As a result, such a firm internalizes the effect of its pricing decisions on consumer expectations.<sup>8</sup> There are also firms and circumstances where pricing choices are more myopic due to discounting, financial distress, etc. Therefore, in Section 4 we also analyze our model without commitment.

## 2.1 Individual Decisionmaking Problem

We first model the consumer's preferences and behavior, and based on this specification of demand, we go on to define a full market equilibrium. The model of the consumer's behavior is derived from Kőszegi and Rabin (2004). Specifically, the consumer makes the simple decision of whether to purchase a single item of a single good. We normalize her initial wealth to zero. We start by defining the consumer's utility when both the outcome and the reference point are riskless, and without the shock to her willingness to buy. Denote by  $k_1, r_1 \in \{0, 1\}$  her consumption and

---

<sup>8</sup> A key result in the reputation literature in game theory provides a foundation for our formulation. Fudenberg and Levine (1988, 1989) consider a repeated game with a series of short-run players playing a long-run player who is committed to the Stackelberg strategy with (small) positive probability. They prove that if the long-run player is sufficiently patient, outcomes are close to the Stackelberg outcome.

reference point in the good, and by  $k_2, r_2 \in \mathbb{R}$  her consumption and reference point in money, and let  $k = (k_1, k_2), r = (r_1, r_2)$ . Utility is composed of two additive terms: intrinsic consumption utility  $m(k)$  and gain-loss utility  $n(k|r)$ . Intrinsic consumption utility is analogous to the standard notion of utility in economics, according to which preferences depend only on absolute outcomes. We suppose that  $m(k) = vk_1 + k_2$ , so that the intrinsic value of the consumption good is  $v$ . Gain-loss utility captures reference dependence and loss aversion. Its specification incorporates two key assumptions. First, the consumer evaluates gains and losses in the two dimensions separately. For example, if she unexpectedly receives the good and has to pay money for it, this is assessed as a gain in the good dimension and a loss in the money dimension (instead of, for example, a single gain or loss depending on the net intrinsic value of the transaction).<sup>9</sup> Second, the consumer’s sense of gain or loss is directly related to the usefulness of the goods in question—it is more painful to lose something we value (e.g. \$100) than to lose something we do not (e.g. a paper clip). To capture these properties, we assume that  $n(k|r) = \mu(vk_1 - vr_1) + \mu(k_2 - r_2)$ . That is, gain-loss utility in a dimension depends in a universal way on the difference between the intrinsic utility associated with consumption in that dimension, and the intrinsic utility that would have been derived from the reference point. We formalize loss aversion in the simplest possible way:  $\mu$  is two-piece linear, and has a slope of 1 for gains, and a slope of  $\lambda > 1$  for losses.<sup>10</sup> Hence, the consumer is more sensitive to losses relative to her reference point than she is to equal-sized gains over it.

In addition to the above sources of utility, the consumer experiences a shock  $\tilde{w}$  to her willingness to buy the good. For psychological realism and analytical tractability, we assume that the consumer does not experience gain-loss utility in the shock  $\tilde{w}$ . While many random factors can influence whether the consumer buys in the end, gain-loss comparisons in these variables are likely to be much less salient and powerful than those about the good and its price, at least as far as the decision to purchase the good are concerned. This assumption is also convenient for technical reasons—our analysis below is made much simpler without gains and losses in this extra aspect of

---

<sup>9</sup> This phenomenon is key to the endowment effect and other observed regularities in riskless trades. If gains and losses were defined over the value of an entire transaction, loss aversion would have no implications for such trades.

<sup>10</sup> In general, we would want  $\mu$  to satisfy all the properties of Kahneman and Tversky’s (1979) “value function”: continuity, convexity for losses, and concavity for gains, in addition to being kinked at zero. We focus on the case in which  $\mu$  is two-piece linear as it suffices to capture the effects of loss aversion, our primary interest in this paper.

utility.<sup>11</sup>

This assumption yields the following simple expression for the consumer's utility when her reference point is  $r$ , her consumption is  $k$ , and she experiences the shock  $\tilde{w}$ :  $u(k, \tilde{w}|r) \equiv m(k) + n(k|r) + k_1 \cdot \tilde{w}$ . We assume that  $\tilde{w}$  is continuously distributed on the bounded interval  $(a, b)$ , with positive density everywhere. The cumulative distribution function  $H$  is twice continuously differentiable and  $H''$  is bounded. Denote the probability density function by  $h$ .

Since we will suppose that the consumer's reference point is her lagged probabilistic beliefs about what she is going to get, it is crucial to extend the above specification to allow for the reference point to be stochastic. We assume that if the consumer's reference point is the probability measure  $\Gamma$  over  $\{0, 1\} \times \mathbb{R}$ , her utility is

$$U(k, \tilde{w}|\Gamma) = \int_r u(k, \tilde{w}|r) d\Gamma(r). \quad (1)$$

This formulation captures, in a tractable way, the idea that in evaluating  $k$ , the consumer compares it to each possible consumption level in the reference lottery. For example, if she expected to receive \$100 with probability one-half, getting \$50 feels partly like a gain (relative to the possibility of not getting \$100) and partly like a loss (relative to the possibility of getting \$100).

Having specified the consumer's utility function, we turn to modeling her behavior. Suppose she faces a probability distribution  $F$  of non-negative prices, and can decide whether to buy at each price. Let  $\sigma : \mathbb{R}_+ \times (a, b) \rightarrow [0, 1]$  be her strategy, which assigns a probability of buying to each price-shock pair. Our model of behavior is based on the premise that the consumer's preferences, and therefore also the strategy  $\sigma$ , depend on expectations she forms before she finds out the realized price. We also believe that in most situations of interest for this paper, consumers would have at least some ability to predict their own behavior. We capture this notion by assuming rational expectations, positing that the consumer's reference point is the distribution  $\Gamma_{\sigma, F}$  induced by  $\sigma$  and  $F$  over consumption good-money pairs. To deal with the resulting interdependence between

---

<sup>11</sup> Nevertheless, we have derived some properties of demand when the noise is also subject to gain-loss comparisons, and the effect of this on our results would depend on the exact psychological source of the uncertainty. If the unpredictability was in the consumer's utility from *not* buying the good, the effects on which our results rely would seem to strengthen. If, on the other hand, the shock was to the consumer's valuation of the good, the same effects would seem to be weakened.

behavior ( $\sigma$ ) and expectations ( $\Gamma_{\sigma,F}$ ), we use the personal equilibrium concept, which requires the strategy that generates expectations to be optimal conditional on these expectations:

**Definition 1.**  $\sigma : \mathbb{R}_+ \times (a, b) \rightarrow [0, 1]$  is a personal equilibrium for the price distribution  $F$  if for all  $p \in \mathbb{R}_+$ ,  $\tilde{w} \in (a, b)$ ,

$$\sigma(p, \tilde{w}) \in \operatorname{argmax}_{s \in [0,1]} s \cdot U(1, -p, \tilde{w} | \Gamma_{\sigma,F}) + (1 - s) \cdot U(0, 0, \tilde{w} | \Gamma_{\sigma,F}).$$

Consider, for example, a consumer's decision of whether to buy a nice stereo. Suppose for a moment that she expects to always buy the stereo and, with these expectations determining her preferences, there are values of  $\tilde{w}$  for which she prefers not to buy. Then, if she can predict her own behavior, she should not have expected to buy with probability one in the first place. Definition 1 captures the notion that her expectations must be consistent with future behavior. See Kőszegi and Rabin (2004) and Kőszegi (2004) for further details on this solution concept.

## 2.2 Market Equilibrium

Now consider the entire market game illustrated in Figure 1. Suppose the firm has to set non-negative prices. To make our results in the next sections most striking, we suppose the firm's cost is continuously distributed on the interval  $[\underline{c}, \bar{c}]$ , with continuous and positive density everywhere. Denote the cumulative distribution and probability density functions of  $c$  by  $\Theta(\cdot)$  and  $\theta(\cdot)$ , respectively.

In this environment, we define the firm's pricing strategy as a function from marginal cost to price. Clearly, any pricing strategy  $P : [\underline{c}, \bar{c}] \rightarrow \mathbb{R}_+$  chosen by the firm induces a distribution of prices  $F_P$  faced by the consumer. For a strategy  $\sigma$ , let  $\bar{\sigma}(p) \equiv \int_a^b \sigma(p, \tilde{w}) dH(\tilde{w})$ ;  $\bar{\sigma}(p)$  is the consumer's probability of purchasing the good at price  $p$ .

**Definition 2.** The pricing strategy  $P(\cdot)$  and the strategies  $\sigma_F : \mathbb{R}_+ \times (a, b) \rightarrow [0, 1]$  for all price distributions  $F$  constitute a pricing equilibrium if

1. For any price distribution  $F$ ,  $\sigma_F$  is a personal equilibrium for  $F$ .

2.  $P(\cdot)$  maximizes the firm’s expected profits:

$$P \in \operatorname{argmax}_{\hat{P}(\cdot)} \int_0^\infty (\hat{P}(c) - c) \cdot \bar{\sigma}_{F_{\hat{P}}}(\hat{P}(c)) \, d\Theta(c).$$

A pricing equilibrium is a situation in which (1) for any pricing strategy chosen by the firm, the consumer plays a personal equilibrium in the “continuation game”; and (2) the firm chooses an optimal pricing distribution correctly anticipating the continuation play of the consumer.

The sole source of uncertainty that drives price changes in this model and in our analysis below is uncertainty about marginal cost. An alternative specification is a model where the firm has unchanging marginal cost, but there are observable shocks to inframarginal demand. Specifically, suppose the firm’s profits at price  $p$  drawn from the price distribution  $F$  are given by  $p \cdot (\tilde{a} + \bar{\sigma}_F(p))$ , where  $\tilde{a} \leq 0$  is a random variable that shifts demand, and that is observed by the firm (such as the state of the economy). We will argue below that our results are robust to such a change in the source of underlying uncertainty.

### 2.3 The Demand Side—An Example and General Techniques

We first consider consumer behavior in our model. To illustrate the use of our personal equilibrium concept, and to demonstrate that it is not in general unique without a shock to the consumer’s decision, we start with a simple multiple equilibrium example from Kőszegi and Rabin (2004). Let  $F(\cdot)$  be the deterministic price  $p$ , take  $v = 1$ , and suppose  $\tilde{w}$  is degenerate and equal to zero. Then, if the consumer expects to buy the good  $((r_1, r_2) = (1, -p))$ , her utility from buying is  $1 - p$ , and her utility from not buying it is  $p - \lambda$ . Thus, she will buy if  $p \leq \frac{1+\lambda}{2} \equiv p_{max}$ . If she expects not to buy  $((r_1, r_2) = (0, 0))$ , her utility from buying is  $1 - p - \lambda p + 1$ , and her utility from not buying is zero. Thus, she does not buy if  $p \geq \frac{2}{1+\lambda} \equiv p_{min}$ . For  $p \in [p_{min}, p_{max}]$ , there are thus multiple personal equilibria.

The intuitive reason for multiple personal equilibria is simple. If the consumer expects to buy the good, not buying is assessed as a gain in the money dimension and a loss in the good dimension. Since the loss from not being able to consume is more painful than the gain from saving money is

pleasant, it is optimal for her to buy. But in case she expects not to buy, it is spending money that she considers unpleasant, so it is optimal for her not to buy.

Solving for personal equilibria with non-degenerate price and noise distributions is considerably more complex. To identify some of the main forces that will be driving our results, suppose the consumer expects to buy the good with probability  $q$ , and she expects the distribution of buying price conditional on buying to be  $G$ . Then, her utility from buying at price  $p$ , combining intrinsic utility, comparisons to other possible purchase prices, and comparisons to not buying, is

$$v + \tilde{w} - p - \lambda q \int_0^p (p - p') dG(p') + q \int_p^\infty (p' - p) dG(p') + (1 - q)(v - \lambda p). \quad (2)$$

The utility from not buying is

$$q \left[ \int_0^\infty p' dG(p') - \lambda v \right], \quad (3)$$

the consumer's gain-loss utility from comparing not buying to buying. It can be rewritten as

$$qp + q \int_0^p (p' - p) dG(p') + q \int_p^\infty (p' - p) dG(p') - q\lambda v. \quad (4)$$

Hence, the difference in utility between buying and not buying is

$$v + \tilde{w} - p + (1 - q)(v - \lambda p) + q(\lambda v - p) - (\lambda - 1)q \int_0^p (p - p') dG(p'). \quad (5)$$

Expression 5 will be a key starting point to many of our results below. The term  $v + \tilde{w} - p$  is the intrinsic consumption utility associated with purchasing the good. The other terms derive from gain-loss utility. The consumer expected to pass on the good with probability  $1 - q$ , relative to which buying results in a gain of the value  $v$  in the good dimension, and a loss of the price  $p$  in the money dimension. This is captured in the term  $(1 - q)(v - \lambda p)$ . On the other hand, the consumer expected to buy with probability  $q$ , relative to which buying avoids a loss of  $v$  and leads to a foregone gain of  $p$ . Thus the term  $q(\lambda v - p)$ . These last two terms imply that an increase in the consumer's anticipated probability of buying ( $q$ ) increases her "attachment" to (net utility from buying) the good and thus her demand for it.

The last, and perhaps most interesting, term in Expression 5 captures the consumer's sense of loss from comparing  $p$  with lower prices she may have received under the firm's pricing distribution.



Contrasts with these “low-price” states induce a sensation of monetary loss in the consumer if she buys at price  $p$ , whereas they merely reduce the gains she feels if she does not buy at price  $p$ . As a result, this “comparison effect” decreases her net utility from buying. At first sight, it may seem that Expression 5 should also include a term reflecting the consumer’s comparison between buying at price  $p$  and buying at *higher* prices in the distribution. While this affects the consumer’s utility, it does not affect her purchase decision of whether to buy, because it appears in her utility from buying (Expression 2) as well as her utility from not buying (Expression 4). Intuitively, whether or not she buys, she saves money relative to states in which the good is more expensive than  $p$ .<sup>12</sup>

Expression 5 implies that, unlike in the standard model of consumer behavior, demand at a price  $p$  (and thus the demand curve) depends on the entire distribution  $F$  of prices. We now show how to derive the demand curve, and give a sufficient condition for it to be unambiguously determined. Based on this analysis, it will be possible to translate intuitions derived from examining Expression 5 into formal proofs of results about pricing equilibrium. Therefore, the role of the rest of this section is to provide techniques that are necessary to follow our proofs. We also feel that these techniques are useful for future market models with loss averse agents, and for that reason view them as an important contribution of this paper. But they are not necessary for an intuitive understanding of our main results.

Suppose the price distribution is  $F$ , the consumer expects to buy with probability  $q$ , and she expects the distribution of conditional buying prices to be  $G$ . Then, her strategy is fully described by a function  $w_{F,q,G} : \mathbb{R}_+ \rightarrow \mathbb{R}$ , where  $w_{F,q,G}(p)$  is defined as the value of  $\tilde{w}$  at which Expression 5 is zero: She buys the good ( $\sigma_F(p, \tilde{w}) = 1$ ) if  $\tilde{w} > w_{F,q,G}(p)$ , and does not buy it ( $\sigma_F(p, \tilde{w}) = 0$ ) if  $\tilde{w} < w_{F,q,G}(p)$ . For this to describe a personal equilibrium strategy, it must generate expectations

---

<sup>12</sup> This feature of our model depends on the linearity of  $\mu$  in gains. With diminishing sensitivity, we would get the plausible prediction that expecting to buy at higher prices increases the consumer’s demand at a given price. Buying at a lower price than expected makes the consumer happy due to the gain she makes relative to the high price, and because of diminishing sensitivity, she would care less about the extra gain she could make by not buying. This is probably a real and important effect, and may have some interesting consequences for pricing. But it is unlikely to alter the results in this paper.

consistent with  $q$  and  $G$ . Thus, a necessary and sufficient condition for personal equilibrium is that

$$q = \int_0^\infty (1 - H(w_{F,q,G}(p)))dF(p), \text{ and} \quad (6)$$

$$G(p) = \frac{1}{q} \int_0^p (1 - H(w_{F,q,G}(p')))dF(p') \quad \forall p. \quad (7)$$

In principle, solving for  $w_{F,q,G}(p)$  requires us to look for a fixed point in a function space. Instead of solving this more complicated problem directly, we proceed by simplifying it to a fixed point problem in the consumer's probability of buying ( $q$ ), a fixed point in the reals. More specifically, we take  $G$  out of the above fixed-point problem by showing that  $q$  in itself fully determines  $w_{F,q,G}$ .

Indeed, notice that through Expression 5,  $q$  determines  $w_{F,q,G}(0)$  independently of  $G$ . Economically, at price  $p = 0$ , the consumer's monetary outcome, including comparisons to other possible prices, is the same whether or not she buys. To proceed, we exploit the property of our model that the comparison with prices greater than  $p$  does not affect the consumer's purchase decision at price  $p$ . Obviously,  $w_{F,q,G}(p)$  is increasing in  $p$ . Thus, it is differentiable almost everywhere. Differentiating 5 with respect to  $p$  and using 7 gives

$$\frac{\partial w_{F,q,G}}{\partial p} = 2 + (\lambda - 1)(1 - q) + (\lambda - 1)qG(p) = 2 + (\lambda - 1)(1 - q) + (\lambda - 1) \int_0^p (1 - H(w_{F,q,G}(p')))dF(p'). \quad (8)$$

Now, using that  $w_{F,q,G}(p)$  is continuous in  $p$ , we can conclude (by the Fundamental Theorem of Calculus) that  $q$  determines  $w_{F,q,G}$  entirely. Henceforth, we will thus denote the function by  $w_{F,q}(\cdot)$ . Intuitively, we can “build up” the function  $w_{F,q}(\cdot)$  using only the consumer's overall probability of purchase. Since only comparisons with lower prices matter for the purchasing decision,  $q$  determines  $w_{F,q}$  at zero and at prices “very close” to zero. Since again only comparisons with lower prices matter, this determines  $w_{F,q}$  at slightly higher prices also, and so on.

Equation 8 is also of non-technical interest: It implies that the price responsiveness of the consumer's demand at  $p$  is a continuously increasing function of the probability of purchasing at a price less than  $p$ . In particular, demand is differentiable if  $p$  is not an atom of  $F$ , and it is kinked if  $p$  is an atom of  $F$  and the consumer buys with positive probability at  $p$ .

Given the above simplifications,  $w_{F,q}$  characterizes a personal equilibrium if and only if

$$q = \int_0^\infty (1 - H(w_{F,q}(p)))dF(p). \quad (9)$$

Since the right-hand side of Equation 9 defines a continuous map from  $[0, 1]$  to itself, it has a fixed point, and therefore personal equilibrium exists. The following assumption and proposition establish that with “sufficient noise”, personal equilibrium is unique for any price distribution.

**Assumption 1.** For all  $\tilde{w} \geq -(1 + \lambda)v$ ,

$$h(\tilde{w}) < \frac{1}{(\lambda - 1) \left( v + \frac{\tilde{w} + (1 + \lambda)v}{2} \right)}. \quad (10)$$

**Proposition 1. (Unique Demand)** *If Assumption 1 holds, then for any pricing distribution  $F$ , the personal equilibrium is unique.*

Noise in the consumer’s purchase decision weakens the feedback on which the existence of multiple equilibria hinges. Since the decision to buy depends on the realization of  $\tilde{w}$  in addition to expectations, a change in the anticipated probability of buying leads to a relatively small change in the actual probability of buying. Thus, the change in expectations cannot be self-fulfilling.<sup>13</sup>

### 3 Price Stickiness and Countercyclical Pricing

We are finally ready to derive our pricing results. If  $q^*(F)$  is the equilibrium probability of buying, call  $w_{F, q^*(F)}(p)$ —the  $\tilde{w}$  at which the consumer is indifferent between buying and not buying at price  $p$ —the “critical shock” at  $p$ . To guarantee that the firm can profitably sell to the consumer with positive probability even at the highest cost, we suppose that  $\bar{c} < \frac{b+2v}{1+\lambda}$ . And to simplify many of our proofs, from now on we impose the following condition on  $H$ :

**Assumption 2. (Regularity Condition)**  $H$  satisfies the monotone hazard rate condition:  $\frac{h(\tilde{w})}{1-H(\tilde{w})}$  is increasing in  $\tilde{w}$  on  $(a, b)$ , and approaches  $\infty$  as  $\tilde{w}$  approaches  $b$ .

---

<sup>13</sup> Notice that if  $\lambda$  increases, the right-hand side of Condition 10 decreases. Thus, we require “more noise” to guarantee a unique equilibrium. This is natural given the above logic that multiple equilibria rely on loss aversion. And as  $\lambda \rightarrow 1$ , equilibrium becomes unique even without noise.

Assumption 2 is a technical assumption; if the consumer had no gain-loss utility, it would be sufficient for the firm's profit maximization problem to be well-behaved.<sup>14</sup>

We first establish that the firm's maximization problem has a solution, and show that for any optimal pricing distribution, the probability of buying is uniformly bounded away from zero.

**Lemma 1.** *Under Assumptions 1 and 2, a pricing equilibrium exists. Moreover, there are  $a \leq \underline{w} \leq \bar{w} < b$  such that for any  $p$  on the support of an optimal pricing distribution, the critical shock at  $p$  lies on the interval  $[\underline{w}, \bar{w}]$ .*

We turn to presenting our first price stickiness result. Since this form of the result is easiest to state, in the proposition we give a *global* statement, conditions under which discrete pricing does or does not obtain over the entire support of prices. But we also provide and use a *local* statement (conditions for price stickiness for a range of price levels) in the text and interpretation.

**Proposition 2. (Price Stickiness)** *Suppose Assumptions 1 and 2 hold.*

Part I. *If for all  $c \in [\underline{c}, \bar{c}]$  and all  $\tilde{w} \in [\underline{w}, \bar{w}]$ ,*

$$\theta(c) \left( 1 + \frac{1 - \Theta(c)}{1 + \lambda} \right) > \frac{(\lambda + 1)^2}{\lambda - 1} \cdot \frac{h(\tilde{w})}{(1 - H(\tilde{w}))^2}, \quad (11)$$

*then in a pricing equilibrium, the support of the firm's pricing distribution consists of finitely many prices.*

Part II. *If for all  $c \in [\underline{c}, \bar{c}]$  and all  $\tilde{w} \in [\underline{w}, \bar{w}]$ ,*

$$\theta(c) \left( 1 + \frac{1 - \Theta(c)}{2} \right) < \frac{4}{\lambda - 1} \cdot \frac{h(\tilde{w})}{(1 - H(\tilde{w}))^2},$$

*then in a pricing equilibrium, the firm's pricing distribution is nonatomic.*

Although our formal result is about pricing in a static model, we can interpret it in terms of the monopolist's price series over time. Under that interpretation, Part I means that the monopolist's prices jump between finitely many possible levels, with three implications. First, even though its cost is continuously distributed, the firm does not change its price for most small cost changes.

---

<sup>14</sup> That is, it guarantees that there is a solution to the firm's pricing problem, and that the firm's profits are concave in quantity. With no gain-loss utility, the price at which the firm sells quantity  $q$  is  $p(q) = H^{-1}(1 - q) + v$ . Thus,  $p'(q) = \frac{-1}{h(p(q))}$  and  $p''(q) = \frac{h'(p(q))p'(q)}{h(p(q))^2}$ . As  $q < 1$ ,  $-\frac{h'(\tilde{w})}{h(\tilde{w})^2} > -\frac{qp''(q)}{p'(q)}$ .

Second, when it does adjust the price, it does so in discrete steps, even if the cost change that triggers the price adjustment is very small. Finally, even after the price changes, it consequently returns to the previous level with positive probability. This last prediction is not shared by most existing models of price stickiness.

The key force behind price stickiness is the “comparison effect” resulting from the consumer’s loss aversion in money: Her probability of buying the good at price  $p$  is negatively affected by the comparison of  $p$  to lower prices in the distribution. In particular, if the distribution of prices were continuous, comparing  $p$  to slightly lower possible prices would decrease the consumer’s demand in the region. In order to avoid this unfavorable comparison, the firm has an incentive to “lump together” nearby prices into a single one. If this incentive outweighs the firm’s benefit from differentiating production according to cost, the price distribution is discrete.

Proposition 2 also illustrates, however, that the firm does not always want to absorb small cost shocks. The proposition makes it clear that four factors combine to determine whether price stickiness occurs.<sup>15</sup> First, the firm’s cost distribution needs to be “sufficiently dense” (i.e. the environment has to be stable enough) for the price distribution to be discrete. If the cost is highly variable, in the optimal pricing strategy the probability that the price is within a narrow range is small. Thus, comparisons between prices in these states play a relatively small role in determining the consumer’s overall sensation of loss in money. As a result, the firm does not benefit as much from lumping together nearby prices, and so chooses to differentiate production according to cost.

Second, the firm’s tendency to set sticky prices depends on the consumer’s loss aversion, measured by  $\lambda$ . As the buyer’s loss aversion disappears ( $\lambda \rightarrow 1$ ), the firm sets a non-atomic price distribution in equilibrium. Intuitively, if the consumer does not find losses very painful, the comparison effect has little impact on her demand, so the firm does not benefit much from eliminating local comparisons. For non-trivial loss aversion, Condition 11 is more likely to be satisfied, reflecting the firm’s increased incentive to absorb small cost shocks. Our conditions, however, leave substantial ambiguity as to whether price stickiness occurs for high  $\lambda$ ’s. The reason is that an

---

<sup>15</sup> The arguments below on the properties of the model as a function of  $\Theta$  and  $\lambda$  are not completely precise, because changes in the parameters in general change  $\underline{w}$  and  $\bar{w}$ . It is easy to show that  $\underline{w}$  and  $\bar{w}$  can be chosen so that the statements hold.

increase in  $\lambda$  not only increases the firm's revenue-side incentive to absorb small cost shocks, it also increases its production-side costs of doing so,<sup>16</sup> and neither effect seems to systematically dominate for large  $\lambda$ . But this comparative static is the least important, as in practice there are unlikely to be many exogenous variations in  $\lambda$  across situations.

To interpret the other determinants of price stickiness, we provide a local analogue of Condition 11 in terms of the properties of the agent's equilibrium demand curve (which depends on  $F$ ). Let

$$D_F(p) \equiv 1 - H(w_{F,q^*(F)}(p)).$$

Consider an interval  $(p_1, p_2)$  of an optimal pricing distribution  $F$ , and let  $[c_1, c_2]$  be the closure of the costs corresponding to prices in  $(p_1, p_2)$ . By the same argument as in the proof of Proposition 2, if for all  $p \in (p_1, p_2)$ ,  $c \in [c_1, c_2]$ ,

$$\frac{(\lambda - 1)D_F(p)}{\lambda + 1} \cdot \left(1 + \frac{1 - F(p)}{\lambda + 1}\right) > \frac{1}{\theta(c)} \cdot \frac{D'_F(p)}{D_F(p)} \quad (12)$$

whenever  $D'_F(p)$  exists, then the pricing distribution on  $(p_1, p_2)$  is discrete.<sup>17</sup>

Third, then, whether the firm chooses to absorb small cost shocks depends on the consumer's demand  $D_F(p)$  (the probability with which she buys the good). If she is very unlikely to buy, her gain-loss utility from buying it is dominated by comparing this to not buying, and not by comparing the price to other possible purchase prices. Thus, the monopolist gains little from offering the same price for nearby cost levels.

Crucially, this comparative static depends on an *individual* consumer's frequency of purchase, not the overall frequency of purchase in the population. We can distinguish two kinds of firms. One firm has a small customer base of people who buy relatively frequently. The other firm sells the same amount overall, but to a larger population who buy less frequently. According to our model, the former firm would have a greater incentive to absorb small cost shocks.

---

<sup>16</sup> As  $\lambda$  increases, the elasticity of demand typically also increases, as the consumer becomes more sensitive to losses in the money dimension. Thus, as explained below, the firm benefits more from differentiating production according to marginal cost.

<sup>17</sup> The condition for the pricing distribution to be nonatomic on  $(p_1, p_2)$  is

$$\frac{(\lambda - 1)D_F(p)}{2} \cdot \left(1 + \frac{1 - F(p)}{2}\right) < \frac{1}{\theta(c)} \cdot \frac{D'_F(p)}{D_F(p)}.$$

Fourth, the firm is more likely to absorb small cost changes if the consumer’s proportional responsiveness to prices—as measured by  $\frac{D'_F(p)}{D_F(p)}$ —is small. If consumers are very responsive to price changes, the firm can differentiate production levels in different states of the world without charging very different prices in them. Price comparisons being small, the cost saving comes with little impact on the revenue side.

An interesting consequence of Condition 12 is that price stickiness is more likely to occur in regions where the price is more likely to fall. That the price is often in a given region is an indication that the cost distribution is quite dense there ( $\theta(c)$  is high), making it more likely that the condition is satisfied. Loosely speaking, this means that if many price realizations are observed in a region of possible prices, the price is unlikely to fall there. Paradoxically, the price more often falls in a region where only a single isolated price has been observed.

Condition 12 also includes the term  $1 + \frac{1-F(p)}{\lambda+1}$ , indicating that price stickiness is more likely to occur in the lower part of the price distribution. Absorbing small cost shocks allows the firm to raise its average price while holding demand constant. This exerts a positive “externality” on profits in higher-price states, because it decreases the comparison effect in those states. And the lower the current price is in the distribution, the more important is this externality effect.

The same intuitions for price stickiness apply to the alternative specification of our model in which the underlying uncertainty is about the amount of inframarginal demand. The firm increases revenues from the marginal consumer by lumping prices together into atoms. Lumping these prices together, however, comes at the cost of decreasing revenues from inframarginal consumers, because there is a benefit from charging higher prices for higher demand realizations.

Even in circumstances where the firm does not absorb small cost shocks, its price distribution is systematically different from that of a firm facing standard consumers. Of course, since a standard firm faces consumers who have different preferences, it is not immediately clear how to make such a comparison. But there is a natural way to do it using market observables. The equilibrium demand function  $D_F(\cdot)$  is (at least in principle) observable, and if  $F$  is continuously distributed, it

is differentiable. A classical firm facing this demand function would solve

$$\max_p (p - c)D_F(p)$$

for any  $c$ . We can write the first-order condition for the optimal price at cost  $c$  as  $(p - c) + [D_F(p)/D'_F(p)] = 0$ . When consumers are loss averse, price varies less with cost in the following sense:

**Proposition 3. (Countercyclical Markups)** *Suppose Assumptions 1 and 2 hold. In a pricing equilibrium with a nonatomic price distribution,  $(p - c) + [D_F(p)/D'_F(p)]$  is strictly decreasing in  $c$ .*

The intuition for this result derives from a variant of the “externality” effect we have discussed above. The firm’s temptation to decrease prices and reap higher profits at lower cost realizations is constrained by the concern that a low price forms the basis for an unfavorable comparison when the consumer sees a higher price. In other words, lowering the price for a low cost may increase profits in that state of the world, but it decreases demand in the states when the firm needs to charge higher prices. And the lower is a cost realization, the more likely that the firm would want to charge higher prices at other times, so the less aggressively it wants to cut prices.

This intuition, however, ignores another kind of externality that affects the firm’s price distribution. By increasing demand at any price, the monopolist increases the consumer’s anticipated probability of buying, increasing her “attachment” to the good and therefore demand at all other prices. The above logic is correct only once this consideration is held constant, giving rise to the specific expression in Proposition 3. The expression is equivalent to  $-\frac{(p-c)D'_F(p)+D_F(p)}{-D'_F(p)}$ , the firm’s marginal profit from decreasing the price, discounted by the effect of the change in price on demand.

Using the empirical observation that marginal costs move procyclically (Bils 1987), a natural interpretation of the above proposition is that the firm’s prices follow a more countercyclical pattern than those of a monopolist facing standard consumers. But the exact same intuition suggests that this result also obtains in the variant of our model in which the underlying uncertainty is about the amount of inframarginal demand. Thus, our model predicts a tendency towards countercyclical



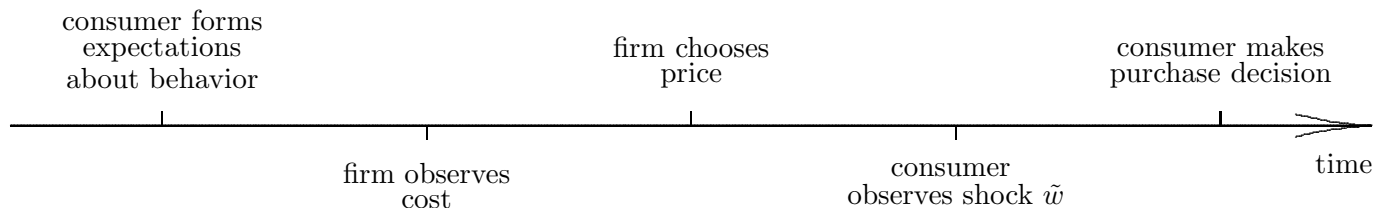


Figure 3: Timing without Commitment

markups whether or not business cycles originate in cost or demand shocks.<sup>18</sup>

Although Proposition 3 is stated for continuous price distributions, an appropriate analogous statement is true in cases when the firm sets a finite set of prices. In that case, however, the equilibrium demand curve is kinked, so the derivatives used to define the price elasticity do not exist everywhere. The proposition remains true if the derivative  $D'_F(p)$  in the definition of the elasticity is replaced by the *left* derivative, and the cost at a kink is replaced by the *average* cost.

## 4 The Role of Commitment and the Optimal Price

Our formal analysis so far has assumed that the firm can commit to a pricing strategy before observing its cost realization. This framework applies mostly to firms that are in the market for the long run and therefore “invest” in influencing consumer expectations. If either the firm heavily discounts future profits, or consumers do not use past prices to update beliefs, the monopolist has no incentive to invest in changing expectations. Therefore, we now look at market outcomes when the firm is unable to commit to a price distribution, and instead chooses its price after observing its cost, and after the consumer has formed expectations about market prices and her behavior.

The timing of the new game is illustrated in Figure 3. The consumer first forms expectations about market prices and her own behavior in response to those prices. Then, the firm observes its cost and chooses its price. Finally, the consumer observes  $\tilde{w}$  and decides whether or not to buy the

---

<sup>18</sup> This discussion ignores some serious conceptual issues in connecting our model to macroeconomic settings. First, an open issue is whether loss aversion should be defined over real or nominal prices. Second, if booms and recessions affect gain-loss utility—e.g. if wealth changes associated with a boom mitigate potential losses—business cycles cannot fully be modeled as changes in marginal cost or inframarginal demand. Addressing these and other issues is beyond the scope of the current paper.

good. A pricing equilibrium is defined as a situation where (1) for each  $c$ , the firm maximizes profits, given the consumer’s expectations; and (2) the consumer correctly anticipates the distribution of prices, and plays a personal equilibrium for that distribution.

We first establish that equilibrium exists in this version of our model.

**Lemma 2.** *Under Assumptions 1 and 2, a pricing equilibrium exists in the no-commitment model. If Assumption 2 holds, then in any pricing equilibrium, there are  $a \leq \underline{w} \leq \bar{w} < b$  such that for any  $p$  on the support of the pricing distribution, the critical shock at  $p$  lies on the interval  $[\underline{w}, \bar{w}]$ .*

It is easy to see that even without commitment, it can be in the firm’s interest to absorb small cost shocks. Suppose that the consumer expects the firm to charge price  $p$  with probability one, and let the personal equilibrium probability of purchase with this expectation be  $q^*(p)$ . Then, using Expression 5 to express the firm’s profit maximization problem, if

$$\frac{1 - H(w_{p,q^*(p)}(p))}{h(w_{p,q^*(p)}(p)) \cdot (2 + (\lambda - 1))} \leq p - c \leq \frac{1 - H(w_{p,q^*(p)}(p))}{h(w_{p,q^*(p)}(p)) \cdot (2 + (1 - q^*(p))(\lambda - 1))} \quad (13)$$

for all  $c \in [\underline{c}, \bar{c}]$ , the firm charges price  $p$  for all cost realizations. Intuitively, if the consumer expects to see the price  $p$  when she gets to the store, she experiences a loss if the price (to her surprise) turns out to be greater than  $p$ , making demand more sensitive to increases in the price than to decreases of it. With such a kink in the demand function, for a range of cost levels  $p$  becomes the optimal price for the monopolist to charge.

This logic also indicates that if there is a deterministic-price pricing equilibrium, there are typically multiple ones. In fact, the set of possible equilibrium price levels is a closed interval.<sup>19</sup> The lack of commitment reintroduces multiple equilibria into our model, because a kinked demand curve creates an incentive for the firm to “comply” with the consumer’s expectations—expectations she forms without observing a pricing policy.

Although the above argument demonstrates that the firm may have an incentive to set sticky prices even without commitment, it may seem that there should also be equilibria with random

---

<sup>19</sup> To see this, first note that  $q^*(p)$  is decreasing in  $p$  and  $w_{p,q^*(p)}(p)$  is increasing in it, and both are continuous. Together with Assumption 2, this implies that both the left-hand side and right-hand side in Condition 13 are decreasing and continuous in  $p$ . Since  $p - c$  is increasing and continuous in  $p$ , the set of prices for which Condition 13 is satisfied must be a closed interval.

pricing. If the consumer expects the firm to charge different prices for different cost realizations, there is (by Equation 8) no kink in her demand function. Then, a profit-maximizing firm does in fact charge different prices for different cost realizations. Nevertheless, the following proposition shows that if the cost distribution is dense, there are only deterministic-price pricing equilibria.

**Proposition 4. (Price Stickiness without Commitment)** *Suppose Assumption 2 holds.*

Part I. *If for all  $c \in [\underline{c}, \bar{c}]$  and  $\tilde{w} \in [\underline{w}, \bar{w}]$ ,*

$$\theta(c) > \frac{(\lambda + 1)^2}{\lambda - 1} \cdot \frac{h(\tilde{w})}{(1 - H(\tilde{w}))^2},$$

*then in any pricing equilibrium, the firm's price is deterministic.*

Part II. *If for all  $c \in [\underline{c}, \bar{c}]$  and  $\tilde{w} \in [\underline{w}, \bar{w}]$ ,*

$$\theta(c) < \frac{4}{\lambda - 1} \cdot \frac{h(\tilde{w})}{(1 - H(\tilde{w}))^2},$$

*then in any pricing equilibrium, the firm's prices are non-atomic.*

Strikingly, even without commitment, and even though there are generally a continuum of equilibria in this case, with a sufficiently dense cost distribution the firm sets a deterministic price. The intuition for this result is easiest to see by first assuming that the consumer expects the firm's prices to be continuously distributed. Recall that the consumer's demand is negatively affected by comparisons to lower prices. The higher the price, the more she compares this price to lower prices and, thus, the greater is the reduction in her demand in response to a price increase. Hence, the firm's demand curve is relatively inelastic for prices lower than the range of prices the consumer expects, but then becomes more elastic as we move through the price distribution. Because of this, a firm with a sufficiently dense cost distribution offers a narrower price distribution than the consumer expects (although this price distribution is still continuous). But if it is this denser price distribution that the consumer expects, her demand function becomes elastic more quickly. The firm responds to this by choosing an even more condensed price distribution, and so on ... the equilibrium collapses to a single point.

Our model thus endogenously generates a market with a kinked demand curve. It bears emphasizing that our theory *does not assume* a kinked demand curve from the start, but instead

derives it endogenously as a property of market equilibrium. As we have mentioned, if consumers expected the firm to charge different prices for different cost realizations, then the firm’s demand function would be a smooth one. Neither is the kink in demand a straight-forward consequence of reference-dependent models in general. For example, if there is a continuum of consumers with different reference points, the aggregate demand curve is again smooth, although individual ones are not. The assumption that expectations are the reference point, together with the equilibrium conditions, yields a deterministic price and creates a kink in demand.

The conditions for price stickiness in Proposition 4 are very similar to those in Proposition 2, but do not include a term with  $1 - \Theta(c)$ . The reason is that without commitment, there is no “externality effect”: For any given cost realization, the firm ignores the effect of its pricing decision on demand in other states of the world. All our other comparative statics results, however, continue to hold. Namely, price stickiness is more likely to occur when the cost distribution has high density, for goods that the consumer buys with higher probability, and for more elastic goods. Furthermore, these comparative statics statements hold globally as well as locally.

An interesting difference between Propositions 2 and 4, however, is that the latter does not require uniqueness of personal equilibrium (Assumption 1). In Proposition 2, uniqueness is necessary so that changes in the firm’s pricing distribution do not induce jumps in the personal equilibrium played by the consumer. In the current model, the firm chooses its price after the consumer has formed expectations, so such jumps cannot occur.

To summarize, the firm has similar incentives to stabilize the price with and without commitment. Since the firm in the no-commitment model is assumed to maximize its profit given the (equilibrium) market demand curve, however, there is no analogue to Proposition 3. Therefore, we predict that long-run firms have more countercyclical markups than short-run ones. In addition, the commitment and no-commitment models are in general different in the price *levels* they generate. When the price is deterministic with and without commitment, there is an unambiguous relationship between the two price levels.

**Proposition 5. (Price Comparison)** *Suppose Assumptions 1 and 2 hold. If the deterministic price  $p_c$  is charged in a pricing equilibrium with commitment, and the deterministic price  $p_{nc}$  is*

*charged in a pricing equilibrium without commitment, then  $p_c < p_{nc}$ .*

The proof of Proposition 5 proceeds by showing that if the consumer expects to be offered the price  $p_c$  with probability one, a non-committed firm prefers to charge a higher price. This is equivalent to showing that the firm's incentive to raise the price above  $p_c$  is lower under commitment than under no commitment. An anticipated price increase deflates the probability with which the consumer expects to buy, decreasing her loss in the good dimension if she does not buy, and increasing her loss in the money dimension if she does. This feedback of behavior into expectations decreases the buyer's "attachment" to the good and thus her demand. Since without commitment, the firm does not take such feedback into account, it sets a higher price in that case.

While this intuition for Proposition 5 may seem straightforward, there is actually an effect running in the opposite direction. If a non-committed firm surprises the consumer by raising the price above  $p_c$ , the resulting unfavorable comparison decreases her demand. The same problem does not arise when the firm commits to a higher price, because in that case the consumer will not be unpleasantly surprised by it. For a small surprise price increase, the consumer's loss depends on the purchase probability, i.e. her inframarginal demand. Recall that by committing to a slightly higher price, however, the firm induces a marginal reduction in demand and relative to the lost demand states, buying now induces a loss of  $p_c$  in the money dimension and does not avoid a loss of  $v$  in the good dimension; the above attachment effect thus depends on the marginal demand reduction times  $p_c + v$ . At the optimal commitment price of the monopolist, inframarginal demand is equal to the reduction in marginal demand times the average markup, which implies that inframarginal demand is less than the reduction in marginal demand times  $p_c + v$ . Hence the attachment effect dominates, and without commitment the monopolist prefers to raise the price. By a similar logic, the same is true in general for the highest price in the firm's price distribution.<sup>20</sup>

Proposition 5 has two potentially important testable implications. First, a firm that "invests" in

---

<sup>20</sup> But since lower prices in non-deterministic price distributions affect comparisons the consumer draws at higher prices, this does not imply an analogue to Proposition 5 for such distributions. Suppose the firm sets non-deterministic prices, and consider its pricing decision for cost  $\underline{c}$ . With commitment, the firm takes into account that the price it sets for  $\underline{c}$  will form a basis for comparison at higher prices. This leads to an incentive to increase prices at low costs that acts against the effect above. If this effect is strong enough, it increases demand at higher prices, allowing it to charge higher prices in those states as well.

influencing consumer expectations sets a lower price than one that cannot influence expectations. Second, since a firm under commitment could increase profits ex post from raising the highest price in its pricing distribution, it *underprices at the top*: Given the equilibrium demand curve, the highest price it chooses would appear (to an observer assuming that consumers are classical) to be below the profit maximizing price.

## 5 The “Attachment Effect” and Promotional Sales

Recall the example introduced in Section 2.3, which illustrates that absent a shock to the consumer’s willingness to buy, a basic consequence of our model is the possibility of multiple personal equilibria for a given pricing distribution. We now consider the implications of multiple personal equilibria for pricing equilibria, because we believe it suggests an important novel effect for optimal pricing. We focus on a model in which the consumer’s willingness to buy is not subject to a shock,  $v = 1$ ,  $c$  is deterministic, and the firm can commit to a pricing distribution. For a moment, suppose the firm is restricted to charge deterministic prices. Then, for any  $p \in [p_{min}, p_{max}]$  for which  $p \geq c$ , it would be a pricing equilibrium for the firm to charge price  $p$  and the consumer to buy at prices  $p' \leq p$ . This suggests that the consumer’s loss aversion significantly hurts the firm if she is predisposed to not buying, but it significantly benefits the firm if she is predisposed to buying. This simple intuition, however, is partially misleading if the monopolist can offer random prices.

To understand the central idea, suppose the consumer would not buy the good for any deterministic price above  $p_{min}$ . Then, it is not optimal for the firm to offer a deterministic price. In particular, consider setting  $p = p_{min} - \epsilon$  and  $p = p_{min} + 2\epsilon$  with probability one-half each. By our calculation in Section 2.3, it is not a personal equilibrium for the consumer to buy with probability zero; if she expected to do so, she would still prefer to buy at the lower price. But for a sufficiently small  $\epsilon$ , neither is it an equilibrium for her to buy only at the low price: If she expected to do so, her utility from buying at the high price would be  $1 - (p_{min} + 2\epsilon) - \frac{3}{2}\lambda\epsilon + \frac{1}{2}(1 - \lambda(p_{min} + 2\epsilon))$ , which is greater than  $\frac{1}{2}(p_{min} - \epsilon - \lambda)$ , her utility from not buying. Thus, the unique equilibrium is for her to buy at both prices, for an expected revenue over  $p_{min}$ .

Intuitively, by offering a sufficiently low price with some probability, the firm makes sure that

the consumer buys the good at least in that state of the world, and—through the resulting increase in her anticipated probability of buying—increases her willingness to pay. The firm takes advantage of this “attachment effect” by sometimes setting a higher price. The above pricing policy, however, is far from the best the firm can do.

**Proposition 6. (Sales and Minimum Profits)** *Suppose  $H$  is degenerate and  $c$  is deterministic, and that the firm can commit to a pricing strategy. The lowest possible expected profit the firm can earn in a pricing equilibrium is  $\max\{0, \pi(\lambda) - c\}$ , where*

$$\pi(\lambda) = \left( \exp\left(\frac{\lambda - 1}{\lambda + 1}\right) - 1 \right) \cdot \frac{3 + \lambda}{\lambda - 1} - 1. \quad (14)$$

When the consumer systematically plays the worst possible continuation equilibrium—which is when the monopolist earns lowest profits—the firm wants to commit to a pricing distribution for which the *unique* personal equilibrium is to buy the good with probability one. Furthermore, it prefers to “just unravel” any other personal equilibrium: For any price  $p$  on the support of the distribution, if the consumer expected to buy the good for prices below  $p$ , she should (barely) be willing to buy it at price  $p$ . This yields a differential equation at the heart of the proof of Proposition 6.

The firm’s minimum expected profits for  $c = 0$  are illustrated in Figure 4 as a function of  $\lambda$ . As is clear from the figure, the guaranteed expected profit is decreasing in  $\lambda$ . If the consumer is more loss averse, it becomes more difficult to counteract her tendency to play the “unfavorable” personal equilibrium, decreasing the lower bound on profits. However, the bound decreases quite slowly in  $\lambda$ . For  $\lambda = 3$ —a parameter value implied by the 2:1 loss aversion suggested by the experimental evidence—expected profits are still about 0.95, even though for those preferences  $p_{min} = \frac{1}{2}$ . Thus, the firm goes a long way in eliminating the consumer’s predisposition not to buy, and makes profits close to her intrinsic valuation of the good.

Surprisingly, even as the consumer becomes infinitely loss averse ( $\lambda \rightarrow \infty$ ), the firm cannot make expected profits less than  $e - 2 \approx 0.72$ . Since the consumer’s sense of loss from paying any positive amount when she was not expecting to do so becomes infinitely large, it would seem that

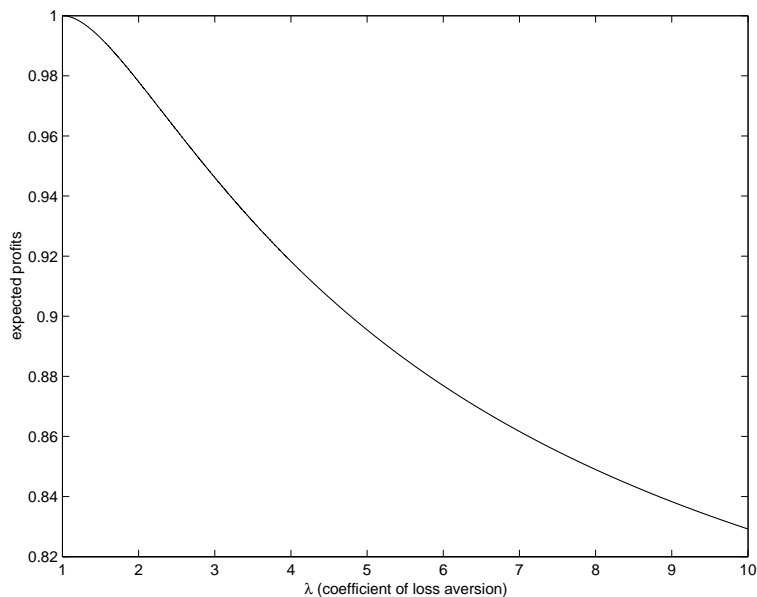


Figure 4: The Firm's Profits in the Worst-Case Scenario for  $c = 0$

with an unfavorable equilibrium selection, the firm should not be able to make any profits. But as the consumer's loss aversion increases, so does the strength of the attachment effect on which the firm's pricing strategy relies: Any sale-induced increase in her anticipated probability of buying has a large effect on her willingness to pay for the good. Thus, the firm's minimum expected profits remain bounded far away from zero, even as the best possible profits increase without limit.

Proposition 6 therefore implies that the expected profit the firm can guarantee itself with the possibility to offer random sales is much higher than the profits it can be certain of without sales. In other words, sales play a crucial role in determining the range of market outcomes possible with loss averse consumers. But neither Proposition 6, nor our theory, can make precise predictions on how often sales will actually be observed in equilibrium.

Arguably, however, it is psychologically reasonable for consumers to go about their lives playing a no-purchase personal equilibrium for many products, whenever such equilibrium exists. In these circumstances, sales will be observed in pricing equilibrium, with some interesting economic interpretations. First, occasional sales in this equilibrium not only boost immediate demand, they also increase consumers' willingness to buy at higher prices. Thus, such sales can be interpreted



as an investment into future market size. This view makes it clear that only a patient firm should care to offer random sales; indeed, in the no-commitment version of our model, random prices would not be observed with deterministic costs. Second, note that if  $\pi(\lambda) > c > p_{min}$ , the firm earns positive profits in equilibrium. More interestingly, it sets the price below marginal cost with positive probability. Therefore, this equilibrium provides a non-competitive market reason for what would in a standard setting be interpreted as predatory pricing.

Nevertheless, a drawback of the model without shocks, and the reason we have not employed it in earlier sections, is that there is little we can definitively say about the firm’s strategy in a pricing equilibrium. Using Proposition 6, a pricing policy  $F$  is sustainable in an equilibrium if and only if there is a continuation personal equilibrium that yields profits  $\pi \geq \{\pi(\lambda) - c, 0\}$ .<sup>21</sup> As a result, a wide range of equilibrium profit levels are possible, and most profit levels can result from both deterministic and random prices.<sup>22</sup> But many of the possible pricing equilibria can only be supported by making rather ad hoc assumptions about how the pricing distribution affects the consumer’s selection between personal equilibria, raising the concern that any results we reach would be driven by these selection rules.

## 6 Related Literature

The understanding of strategic pricing behavior is a central theme in industrial organization. Within this theme, our paper is related to the extensive work on price rigidity, collusion, countercyclical markups, kinked demand curves, and sales. Our results regarding price rigidity and countercyclical markups also have important implications for other fields of economics, such as macroeconomics.<sup>23</sup> We briefly discuss empirical evidence relating to our model and the connection of our theory to earlier work on the above topics. One difference between our framework and many previous theories is that our results are driven by the demand side, rather than by strategic interactions

---

<sup>21</sup> A simple way to support such an  $F$  is the following. If the firm commits to the pricing distribution  $F$ , the consumer plays the personal equilibrium that yields profits  $\pi$ . If the firm chooses any other price distribution, the consumer plays the lowest-profit personal equilibrium.

<sup>22</sup> For example, for  $\lambda = 3$  and  $c = 0$ , anything in the (approximate) interval  $[0.95, 2]$  is an equilibrium profit level.

<sup>23</sup> For example, Stiglitz (1984) writes “[c]onventional wisdom has it that a large part of the explanation of Keynesian unemployment is the observed rigidity of wages and prices.”

(competition or collusion) between oligopolistic firms. As such, we obtain our results even in a monopoly setting.<sup>24</sup> More importantly, a major advantage of our theory over others is that it explains multiple pricing phenomena under a single umbrella.

At the core of our theory is consumer loss aversion. In addition to the experimental and field research mentioned in the introduction, further evidence on the importance of reference effects and loss aversion in market settings is provided in the marketing literature. Consumers seem to compare observed prices to “reference prices” determined at least partly by “price beliefs” or expectations (Erickson and Johansson 1985, Kalwani and Yim 1992, Winer 1986), and purchases are more sensitive to losses from the reference price than to gains relative to it. Hardie, Johnson, and Fader (1993) find evidence of loss aversion in evaluations of quality as well.

We now turn to evidence relating to the predictions of our model. Chevalier, Kashyap and Rossi (2000) investigate the pricing behavior of a large supermarket chain in Chicago, and find that most price series are characterized by only a few prices over a five-year horizon. A typical series is that of 9.5 ounce Triscuit crackers, which features only eight “regular prices” over 7.5 years. They also find overwhelming evidence of temporary sales: The price drops for a short period of time, after which it returns to its original level.

These findings are consistent with our price stickiness result. In contrast, it seems hard to explain them based on menu or fixed adjustment costs. When the firm chooses a price at the end of a sale, it incurs the menu cost anyhow and should move the price to the new optimal level. It seems implausible that this level is identical before and after each of the many sales.<sup>25</sup>

Cross sectional empirical work by Mills (1927), Means (1935), and Carlton (1986, 1989) indicate that prices are less volatile in more concentrated industries. As Carlton (1989) points out, there is a widespread informal view that the lack of price movement in concentrated industries is the result

---

<sup>24</sup> Price discriminating sales can also arise in a monopoly setting with standard consumers. See our discussion below.

<sup>25</sup> Similarly, Kashyap (1995) finds that prices in retail catalogs often remain constant for years, even though new catalogs are designed and printed every six months. Once again, since the retailer prints a new catalog anyway, it incurs no menu costs for changing the price in response to (presumably) at least slightly different circumstances. In studying the prices of saltine crackers, Slade (1999) also finds evidence of price stickiness, as well as an effect of “goodwill”, that low past prices increase current sales. Our model provides an endogenous rationale for the goodwill-effect present in her data: Sales increase the consumer’s expectation of buying the good and thereby increase demand in higher-price states of the world.

of collusive behavior. The idea is that firms avoid changing prices, lest this be “misinterpreted” by other firms and lead to a price war. Athey, Bagwell and Sanchirico (2004) show that this intuition holds in the optimal symmetric collusive equilibria of a repeated game in which firms have private cost shocks.<sup>26</sup> If firms’ current behavior, however, can depend on past market shares, there exist more efficient collusive equilibria without price stickiness.<sup>27</sup>

Rotemberg and Saloner (1986) study the effect of demand shocks on markups of colluding firms. During a “boom” potential short run profits are high, increasing the temptation to defect from the long run optimal collusive strategy. As a result, markups must be countercyclical. In Rotemberg and Saloner’s model, an increase in the demand intercept has the same effect as a decrease in marginal cost. Empirical evidence suggests that marginal costs move procyclically (e.g. Bils 1987) so for industries in which demand is relatively stable over the business cycle, they in fact predict procyclical markups. In contrast, our model predicts countercyclical markups independent of whether the business cycle originates in cost or demand shocks.

Chevalier and Scharfstein (1996) develop an explanation for countercyclical markups based on capital market imperfections and the assumption that low current prices serve as market share investments because customers have to pay a cost when switching between sellers.<sup>28</sup> In a recession the default risk is higher, leading to lower investments and higher prices. Our model can be viewed as providing a psychological foundation for switching costs, since expecting to buy a good makes it painful not to buy it. In contrast to their model, however, we predict countercyclical markups for firms whose financial constraints do not change over the business cycle.<sup>29</sup>

Our model is also related to an older literature on kinked demand curves (Hall and Hitch

---

<sup>26</sup> If firms responded to their respective cost positions, high cost firms would have to be prevented from setting the low cost firms’ equilibrium price through a loss in continuation value when lower prices are set. With symmetric strategies in each period, this must entail an increase in the likelihood of a price war. Thus, in the optimal collusive equilibrium, rigid prices may prevail.

<sup>27</sup> In the optimal collusive equilibrium, low prices and high market shares today lead to lower equilibrium market shares in the future. Athey and Bagwell (2001) and Aoyagi (2002) show this in collusive models with explicit communication. Skrzypacz and Hopenhayn (2004), Blume and Heidhues (2002, 2003), and Hörner and Jamison (2004) show that the same insight holds in repeated auction environments with limited observability and no explicit communication.

<sup>28</sup> Klemperer (1995) discusses under what conditions switching costs lead to countercyclical markups.

<sup>29</sup> Nevertheless, more myopic firms (possibly due to financial distress) have a tendency to set higher prices in our model than patient ones (Proposition 5), as Chevalier and Scharfstein’s (1996) empirical evidence indicates. There is also evidence for an implication of Proposition 5, that firms underprice (Hoch, Dréze, and Purk 1994).

1939, Sweezy 1939). In these models, each firm believes that if it lowers its price, rivals will do the same, while if it increases its price, rivals will not follow—leading to a kinked demand curve. Maskin and Tirole (1988) provide a game-theoretic foundation for these beliefs in a repeated alternating-move pricing game, but do not investigate the impact of cost shocks on pricing behavior.

There is also a considerable industrial-organization literature investigating why firms engage in sales or promotions—that is, vary prices across locations or time even when demand and cost conditions are similar. The literature developed two common rationales for sales. In one set of models, the oligopolistic environment leads firms to play mixed strategies.<sup>30</sup> Other models focus on firms’ incentives to price discriminate between groups of consumers.<sup>31</sup> In contrast to this literature, in our model of Section 5 the existence of low prices (weakly) increases demand in high price states.

Our paper belongs to a small literature—sometimes called “behavioral IO”—that investigates the impact of psychological regularities in consumer behavior on the strategic choices of firms and the functioning of markets.<sup>32</sup>

Closely related is also Rotemberg (2002) who develops a model in which consumers are only willing to buy from altruistic firms. Whenever a firm changes its price, consumers use subjective beliefs to reevaluate whether the firm adheres to altruistic pricing. This leads to price rigidity, as the firm is reluctant to change its price. Rotemberg (2002) discusses the implications of his model for the frequency of price changes and optimal monetary policy, while Rotemberg (2004) focuses on its implications for strategic pricing.

## 7 Conclusion

Loss aversion is one of the most well-documented traits of human preferences. It has been observed in a variety of experimental situations, including monetary gambles and the risky or riskless buying, selling, and exchange of goods. It also affects three of the most important economic markets, residential housing markets (Genesove and Mayer 2001), labor markets (Bewley 1998), and financial

---

<sup>30</sup> See, for example, Shilony (1977), Varian (1980) and Gal-Or (1982).

<sup>31</sup> See, for example, Salop (1977), Salop and Stiglitz (1982), Conlisk, Gerstner and Sobel (1984), and Sobel (1984, 1991).

<sup>32</sup> On hyperbolic discounting and firm behavior, see DellaVigna and Malmendier (2004) and Nocke and Peitz (2003); on consumer confusion and competition, see Gabaix and Laibson (2004a, 2004b).

markets (Odean 1998). Finally, it has been argued theoretically that much of the observed avoidance of risk should be attributed to loss aversion (Rabin 2000, Barberis, Huang, and Thaler 2003).

Despite this large and growing literature on loss aversion, the implications of the phenomenon for major market outcomes (outside finance) have not been investigated. Our paper attempts to start filling this gap. Based on Kőszegi and Rabin (2004), we develop a model of consumer behavior with loss aversion, a model that we believe transfers to many possible settings. We embed these consumers in a marketplace with a monopolistic seller operating in a partially unpredictable economic environment. Based on just two basic and intuitive consequences of expectations-based loss aversion, we derive a rich set of implications for the monopolist's pricing strategy. First, if the price distribution is stochastic, the consumer experiences a loss from paying a higher price than others she could have received. This comparison effect can yield to (among other regularities) price stickiness and countercyclical markups. Second, the consumer's expectation to acquire the good with a high probability increases her willingness to pay for it. This implies that even a firm with a deterministic cost may offer random sales to get consumers used to the idea of buying.

One natural extension of this paper is to analyze the impact of loss-averse consumers on the pricing of a multi-product monopolist such as a supermarket. If consumers isolate each of their individual purchases from the others, the single-good model we have developed still applies to these sellers. However, if (as may sometimes be plausible to assume) consumers budget some joint purchases together, the analysis changes because the firm might choose to correlate prices across goods. Another natural extension is to analyze the impact of loss averse consumers on pricing in oligopoly environments. At first blush, it may seem that competition mitigates the phenomena we have identified in this paper, because oligopolists will be more worried about outcompeting each other than about responding optimally to consumers' loss aversion. While this may be true with perfect competition, in an imperfectly competitive environment loss aversion also affects how the firms compete. For example, a firm does not want to ask for higher prices than its competitors if that creates a sense of loss in its potential consumers. Thus, firms may use consumer loss aversion as a competitive weapon.

## A Proofs

### Proof of Proposition 1.

We prove that if  $h$  satisfies the condition 10, the function  $q \mapsto \int_0^\infty (1 - H(w_{F,q}(p)))dF(p)$  has slope less than 1. Take any  $q, q' \in [0, 1]$  with  $q > q'$ . Then, using Equation 5,  $w_{F,q'}(0) - w_{F,q}(0) = v(\lambda - 1)(q - q')$ . Using Equation 8, (in the following we use the right hand side limit whenever the derivative is not defined at  $p$ ) one has

$$\frac{\partial w_{F,q'}(p)}{\partial p} - \frac{\partial w_{F,q}(p)}{\partial p} = (\lambda - 1) \left\{ (q - q') - \int_0^p (1 - H(w_{F,q}(p')))dF(p') + \int_0^p (1 - H(w_{F,q'}(p')))dF(p') \right\}.$$

Now we prove by contradiction that  $0 < w_{F,q'}(p) - w_{F,q}(p) \leq (\lambda - 1)(q - q')(v + p)$  for all  $p \geq 0$ . Suppose by contradiction that this is not true, and let  $\bar{p}$  be the least upper bound of prices  $p$  for which it is true. Using that  $w_{F,q}(p), w_{F,q'}(p) \geq 2p - (1 + \lambda)v$ , and the condition on  $h$ , this implies that  $(1 - H(w_{F,q}(p))) - (1 - H(w_{F,q'}(p))) < q - q'$  for all prices  $p \leq \bar{p}$ . But then clearly

$$0 < \frac{\partial w_{F,q'}(p)}{\partial p} - \frac{\partial w_{F,q}(p)}{\partial p} \leq (\lambda - 1)(q - q')$$

for all  $p \leq \bar{p}$ . Furthermore, since  $w_{F,q'}(\bar{p}) - w_{F,q}(\bar{p}) \geq 0$  and  $\frac{\partial w_{F,q'}(\bar{p})}{\partial p} - \frac{\partial w_{F,q}(\bar{p})}{\partial p} > 0$ , the difference in the derivatives is less than or equal  $(\lambda - 1)(q - q')$  for  $p$  slightly above  $\bar{p}$ . This implies that  $0 < w_{F,q'}(p) - w_{F,q}(p) \leq (\lambda - 1)(q - q')(v + p)$  holds for  $p$  slightly above  $\bar{p}$  as well, a contradiction.

To complete the proof, note that similarly to the above,  $0 < w_{F,q'}(p) - w_{F,q}(p) \leq (\lambda - 1)(q - q')(v + p)$  implies that

$$\int_0^\infty (1 - H(w_{F,q}(p)))dF(p) - \int_0^\infty (1 - H(w_{F,q'}(p)))dF(p) < (q - q'),$$

which proves that the map  $q \mapsto \int_0^\infty (1 - H(w_{F,q}(p)))dF(p)$  has slope less than 1.  $\square$

### Proof of Lemma 1.

Let  $A = \frac{b+(1+\lambda)v}{2}$ . Then, for any expectations by the consumer, she buys with probability zero for any  $p \geq A$ . Thus, we can restrict attention to pricing distributions on the interval  $[0, A]$ .

Let  $P(c)$  be a function that maps marginal cost into a price  $p \in [0, A]$ , and let  $F_P$  be the cumulative distribution function over prices induced by  $P$  and the distribution of costs. It is easy to see that we can further restrict attention to pricing functions that are non-decreasing in cost: Since for any pricing distribution, demand is decreasing in  $p$ , in an optimal pricing strategy production decreases in costs (that is, the firm produces more in low-cost states, and less in high-cost states).

By Tychonoff's theorem, the product of compact topological spaces is compact. The space of functions from a compact set to a compact set, endowed with the topology of pointwise convergence, is isomorphic to a product of compact sets. Therefore, the space of such functions is compact in the pointwise topology. Furthermore, the set of increasing functions is a closed subset of this space (the pointwise limit of an increasing function is increasing), so is itself compact.

Let  $\rightarrow$  stand for pointwise convergence. Below, we show that if  $P_i \rightarrow P$ , then demand at any price  $[1 - H(w_{q^*(F_{P_i}), F_{P_i}}(p))] \rightarrow [1 - H(w_{q^*(F_P), F_P}(p))]$ . Hence, by Lebesgue's dominated convergence theorem, and using that the composite of two pointwise continuous functions is pointwise continuous,

$$\int_{\underline{c}}^{\bar{c}} [P_i(c) - c] \cdot [1 - H(w_{q^*(F_{P_i}), F_{P_i}}(P_i(c)))] d\Theta(c) \rightarrow \int_{\underline{c}}^{\bar{c}} [P(c) - c] \cdot [1 - H(w_{q^*(F_P), F_P}(P(c)))] d\Theta(c).$$

Therefore profits are pointwise continuous in  $P_i$ , and hence by Weierstrass' theorem (that continuous functions over a compact set have a maximum) there exists an optimal pricing function.

We are left to show that if  $P_i \rightarrow P$ , then

$$[1 - H(w_{q^*(F_{P_i}), F_{P_i}}(p))] \rightarrow [1 - H(w_{q^*(F_P), F_P}(p))].$$

Observe that  $F_{P_i}(p)$  converges at all but countably many points to  $F_P(p)$ . Namely, it converges at all points  $p$  where  $P^{-1}(p)$  is unique; since  $P$  is non-decreasing, this is true unless  $P$  has a flat part at  $p$ , which can only happen at countably many points. Furthermore, recall that  $w_{q, F(\cdot)}(0)$  is independent of  $F(\cdot)$ , and that

$$\frac{\partial w_{F, q}}{\partial p} = 2 + (\lambda - 1)(1 - q) + (\lambda - 1) \int_0^p (1 - H(w_{F, q}(p'))) dF(p').$$

Since we can "build up"  $w_{q, F(\cdot)}$  using the Fundamental Theorem of Calculus, the fact that  $H(\cdot)$  is continuous allows us to apply Lebesgue's dominated convergence theorem repeatedly by transfinite induction,<sup>33</sup> to conclude that  $\frac{\partial w_{F_{P_i}, q}}{\partial p}$  is almost everywhere equal to  $\frac{\partial w_{F_P, q}}{\partial p}$ . Therefore,  $w_{q, F_{P_i}} \rightarrow w_{q, F_P}$ .

We complete the proof by establishing that  $q^*(F_{P_i}) \rightarrow q^*(F_P)$ . This is sufficient because  $w_{q, F}$  is continuous in  $q$ .

The personal equilibrium probability of buying is determined by the property that

$$q = \int_{-\infty}^{\infty} [1 - H(w_{q, F}(p))] dF(p).$$

We prove that the right-hand side of this equation is continuous in  $F$ . Combined with the fact that the equilibrium is unique for all pricing distributions, this implies that  $q^*(F)$  is continuous in  $F$ .

Using integration by parts,

$$\int_{-\infty}^{\infty} [1 - H(w_{q, F}(p'))] dF(p') = - \int_{-\infty}^{\infty} \frac{\partial [1 - H(w_{q, F}(p'))]}{\partial p} F(p') dp'.$$

We have shown above that the derivative of demand converges pointwise almost everywhere. Therefore, the result follows from again applying Lebesgue's dominated convergence theorem.

This completes the proof that a pricing equilibrium exists.

---

<sup>33</sup> Here, transfinite induction is applied to the property that  $w_{F_{P_i}, q}$  converges pointwise to  $w_{F_P, q}$  on  $[0, p]$ .

We now find a  $\bar{w}$  that satisfies the requirements of the Lemma. Suppose that the optimal pricing distribution is  $F$ . Denote the maximum price in the support of  $F$  by  $\bar{p} \leq A$ . If  $\bar{p} \leq \bar{c}$ , the result is obvious by the assumption on the support of  $H$ . Suppose therefore that  $\bar{p} > \bar{c}$ .

We prove by contradiction that

$$(\bar{p} - \bar{c}) \cdot 2h(w_{F,q^*(F)}(\bar{p})) < 1 - H(w_{F,q^*(F)}(\bar{p})).$$

Suppose the opposite is the case. Then, since  $w'_{F,q^*(F)}(\bar{p}) > 2$ , holding the consumer's expectations constant (so that  $w_{F,q^*(F)}$  determines demand), the firm could increase its revenues at price  $\bar{p}$  by lowering this price. Of course, this change also affects the consumer's continuation personal equilibrium by increasing the probability of buying. If the firm makes positive average profits at all prices, this further increases profits. If there is a positive measure of prices where the firm makes negative profits, we construct a new price distribution with which the probability of buying is the same as with  $F$  in the following way. First, we raise prices in the region where profits are negative to keep the overall probability of buying the same. Second, we raise prices above this region to keep the probability of buying at each of those prices constant. Each of these changes increases profits, contradicting that  $F$  was an optimal pricing strategy.

Finally, we show that  $\underline{w} = a$  satisfies the requirements of the Lemma. Suppose the lowest price on the support of  $F$  is  $\underline{p}$ . Suppose by contradiction that  $w_{F,q^*(F)}(\underline{p}) < a$ . Then, for prices at and near  $\underline{p}$ , the consumer buys with probability one, and she would still do so if the firm increased prices in this range. Furthermore, by a proof identical to that in Proposition 2, this increase in prices can be used to increase profits at higher prices as well. This contradicts that  $F$  is profit maximizing.  $\square$

## **Proof of Proposition 2.**

**Part I.** Let  $q^*$  be the probability of buying with the price distribution  $F$ , and  $G^*$  the distribution of buying prices conditional on buying. In the proof, we will use the convention that a subscript on a probability (“*Prob*”) denotes the distribution with respect to which the probability should be taken.

We start by restricting attention to discrete distributions with finitely many atoms. For any positive integer  $J$ , notice that there is a profit-maximizing discrete price distribution with at most  $J$  atoms. As in Lemma 1, we can restrict attention to distributions on  $[0, A]$ . Now, the set of discrete price distributions on  $[0, A]$  with at most  $J$  atoms is compact. Furthermore, the firm's profits are continuous in the pricing distribution. Thus, there is a profit-maximizing distribution among them. We prove that there exists a  $d_{min} > 0$  such that for any  $J$ , the profit-maximizing price distribution with at most  $J$  atoms satisfies the property that its atoms are at least  $d_{min}$  apart.

We prove this by contradiction. Suppose that the price distribution  $F$  has two neighboring atoms  $p_1$  and  $p_2$  of  $F$ , with  $p_1 < p_2$  and  $p_2 - p_1 = 2d$ . We show that if  $d$  is sufficiently small,  $F$  cannot be profit-maximizing.

We start by constructing the distribution  $F_1$  from  $F$  in the following way. We take a small weight  $\epsilon > 0$  (to be specified below) from each of the atoms  $p_1$  and  $p_2$ , and replace it with an atom



$\bar{p}$  that satisfies

$$\frac{1 - H(w_{F,q^*}(p_1)) + 1 - H(w_{F,q^*}(p_2))}{2} = 1 - H(w_{F_1,q^*}(\bar{p})),$$

which implies that the overall probability of buying the good (conditional on price being on this interval) stays fixed.

Define the price  $p$  implicitly through

$$\frac{1 - H(w_{F,q^*}(p_1)) + 1 - H(w_{F,q^*}(p_2))}{2} = 1 - H(w_{F,q^*}(p)).$$

Since  $H$  is differentiable, for any  $\kappa < 1$  there is a  $d_\kappa > 0$  such that if  $d < d_\kappa$ , then  $\frac{1}{\kappa}d > p - p_1 > \kappa d$ . Furthermore, since  $H''$  is bounded, we can choose  $d_\kappa$  to be independent of  $p_1$  and  $p_2$ .

It follows from Equation 8 that on the interval  $(0, p_1)$ ,  $w_{F,q^*} = w_{F_1,q^*}$  and on the interval  $(p_1, p)$ ,  $w_{F,q^*} > w_{F_1,q^*}$ . Hence, since by definition  $w_{F,q^*}(p) = w_{F_1,q^*}(\bar{p})$ , one has  $\bar{p} > p$ . Now, note that on the interval  $(p_1, p)$  both curves  $w_{F,q^*}$  and  $w_{F_1,q^*}$  are linear, and using equation 8 we have that the difference in slopes is  $(\lambda - 1)\epsilon[1 - H(w_{F,q^*}(p_1))]$ . If using  $\epsilon = \min\{Prob_F(p_1), Prob_F(p_2)\}$  yields  $\bar{p} \in (p_1, p_2)$ , then we use that weight. Otherwise, we use the weight  $\epsilon$  that yields  $\bar{p} = p_2$ .

Since difference in slopes on the interval  $(p_1, \bar{p})$  is  $(\lambda - 1)\epsilon[1 - H(w_{F,q^*}(p_1))]$  and since  $p - p_1 > \kappa d$ , the difference  $w_{F,q^*}(p) - w_{F_1,q^*}(p) \geq (\lambda - 1)\kappa\epsilon d[1 - H(w_{F,q^*}(p_1))]$ . Using this and the fact that  $w_{F,q^*}(p) = w_{F_1,q^*}(\bar{p})$  and that the slope of the curve  $w_{F_1,q^*}$  is at most  $\lambda + 1$ , we have

$$\bar{p} - p \geq \frac{\lambda - 1}{\lambda + 1}\kappa\epsilon d[1 - H(w_{F,q^*}(p_1))]. \quad (15)$$

Furthermore, notice that by the Regularity Condition on  $H$ ,

$$p(1 - H(w_{F,q^*}(p))) > \frac{p_1(1 - H(w_{F,q^*}(p_1))) + p_2(1 - H(w_{F,q^*}(p_2)))}{2}.$$

Since by definition  $(1 - H(w_{F,q^*}(\bar{p}))) = (1 - H(w_{F_1,q^*}(p)))$ , this implies that the change increases revenues on this interval by at least

$$\frac{\lambda - 1}{\lambda + 1}\kappa\epsilon d(1 - H(w_{F,q^*}(p_1)))(1 - H(w_{F,q^*}(p))). \quad (16)$$

The above calculation also implies that the change increases purchase probability-weighted price by at least  $2\epsilon$  times Expression 16 (the probability of the price being on the changed interval, times the minimum revenue change on that interval). Hence,  $w_{F,q^*}(p_2) > w_{F_1,q^*}(p_2)$ , and  $w_{F,q^*}(p_2) - w_{F_1,q^*}(p_2)$  is at least  $2\epsilon$  times Expression 16. Furthermore, Equation 8 implies that above  $p_2$  the slopes of  $w_{F,q^*}$  and  $w_{F_1,q^*}$  are identical. Hence,  $w_{F_1,q^*}$  leads to a purchasing probability  $q > q^*$ . We thus construct a new pricing distribution  $F_2$ , which is identical to  $F_1$  for prices  $p \leq \bar{p}$ , but for which  $q = q^*$ .

Suppose  $p_3$  is the smallest atom of  $F_1$  above  $\bar{p}$ . (Note that  $p_3$  may equal  $p_2$ .) We construct the distribution of prices  $F_2$  from  $F_1$  by shifting the *entire* distribution starting at  $p_3$  by the amount  $\Delta$  satisfying  $w_{F_2,q^*}(p_3 + \Delta) = w_{F,q^*}(p_3)$ . Given our lower bound for  $w_{F,q^*}(p_2) - w_{F_1,q^*}(p_2)$ , we must have

$$\Delta \geq 2\epsilon \cdot \frac{1}{1 + \lambda} \cdot \frac{\lambda - 1}{\lambda + 1}\kappa\epsilon d(1 - H(w_{F,q^*}(p_1)))(1 - H(w_{F,q^*}(p))).$$

Since by replacing (part of) the atoms  $p_1$  and  $p_2$  with an atom at  $\bar{p}$ , we have kept the probability of buying the same, this ensures that for any  $p \geq p_3$ , we have  $w_{F_2, q^*}(p + \Delta) = w_{F, q^*}(p)$ . Thus, since we have kept the probability of buying at all atoms the same,  $q^*$  is the equilibrium probability of buying with the price distribution  $F_2$ . All these changes have increased the firm's revenues by at least  $2\epsilon$  times

$$\frac{\lambda - 1}{\lambda + 1} \kappa \epsilon d (1 - H(w_{F, q^*}(p_1))) (1 - H(w_{F, q^*}(p))) \left( 1 + \frac{1}{1 + \lambda} \text{Prob}_{F_2}(p \geq \bar{p}) \right).$$

We next consider production costs. To minimize production costs the firm associates with each price an interval of marginal costs, with higher prices being associated with higher marginal costs. Thus, when using the original pricing distribution  $F$ , there exists an interval of marginal costs  $[\underline{c}_1, \bar{c}_1]$  associated with the price  $p_1$  and an interval  $[\bar{c}_1, \bar{c}_2]$  associated with the price  $p_2$ . When the firm moves mass  $\epsilon$  from prices  $p_1$  and  $p_2$  to price  $\bar{p}$ , it moves the highest marginal costs originally associated with  $p_1$  and the lowest marginal cost originally associated with  $p_2$  to a new interval  $[c', c'']$  that now is associated with  $\bar{p}$  such that  $\int_{c'}^{\bar{c}_1} \theta(c) dc = \epsilon$  and  $\int_{\bar{c}_1}^{c''} \theta(c) dc = \epsilon$ . Since  $\theta$  is continuous, we can choose  $\epsilon$  small enough so that

$$\int_{\bar{c}_1}^{c''} c \theta(c) dc - \int_{c'}^{\bar{c}_1} c \theta(c) dc \leq \frac{1}{\kappa} \cdot \frac{\epsilon}{\theta(\bar{c}_1)}.$$

When using the pricing distribution  $F$ , the difference in production between the two prices  $p_1$  and  $p_2$  is  $H(w_{F, q^*}(p_2)) - H(w_{F, q^*}(p_1))$ . Thus, when switching to the new pricing distribution, the firm's production cost increase by less than

$$\frac{1}{\kappa} \cdot \frac{\epsilon}{\theta(\bar{c}_1)} \cdot \frac{[H(w_{F, q^*}(p_2)) - H(w_{F, q^*}(p_1))]}{2}.$$

For any  $\kappa < 1$ , we can choose  $d'_\kappa$  so that

$$H(w_{F, q^*}(p_2)) - H(w_{F, q^*}(p_1)) < \frac{1}{\kappa} h(w_{F, q^*}(p_1)) 2d(\lambda + 1). \quad (17)$$

Thus, the firm's saving is at most

$$\frac{\epsilon h(w_{F, q^*}(p_1)) d(\lambda + 1)}{\theta(\bar{c}_1) \kappa^2}.$$

In sum, for  $d < d_\kappa, d'_\kappa$ , profits on the interval increase if

$$\frac{\lambda - 1}{(\lambda + 1)^2} \kappa \epsilon d (1 - H(w_{F, q^*}(p_1))) (1 - H(w_{F, q^*}(p))) \left( 1 + \frac{1}{1 + \lambda} \text{Prob}_{F_2}(p \geq \bar{p}) \right) > \frac{\epsilon h(w_{F, q^*}(p_1)) d}{\theta(\bar{c}_1) \kappa^2}$$

or

$$\theta(\bar{c}_1) \left( 1 + \frac{1}{1 + \lambda} \text{Prob}_{F_2}(p \geq \bar{p}) \right) > \frac{h(w_{F, q^*}(p_1))}{(1 - H(w_{F, q^*}(p_1))) (1 - H(w_{F, q^*}(p)))} \cdot \frac{1}{\kappa^3} \cdot \frac{(\lambda + 1)^2}{\lambda - 1}.$$

Since higher prices are associated with higher costs, we have  $Prob_{F_2}(p \geq \bar{p}) = 1 - \Theta(c'')$ . Thus, the above becomes

$$\theta(\bar{c}_1) \left(1 + \frac{1 - \Theta(c'')}{1 + \lambda}\right) > \frac{h(w_{F,q^*}(p_1))}{(1 - H(w_{F,q^*}(p_1))) (1 - H(w_{F,q^*}(p)))} \cdot \frac{1}{\kappa^3} \cdot \frac{(\lambda + 1)^2}{\lambda - 1}.$$

By assumption, this is true if  $\kappa$  is sufficiently close to 1 and  $\epsilon$  is sufficiently small.

To complete the proof, we use the fact that all distributions  $F^*$  can be approximated arbitrarily closely (for the purposes of profits) by discrete distributions. Namely, for any  $j$ , we can break up the support of  $F^*$  into intervals of length  $\frac{1}{2j}$ , and on each interval, replace the prices with an atom at the average. Call this discrete distribution  $F_j$ . As  $j \rightarrow \infty$ , the profits with  $F_j$  approach the profits with  $F^*$ .

Now, using the above procedure, we can replace each  $F_j$  by a discrete distribution  $F'_j$  that yields higher profits than  $F_j$  and has atoms at least  $d_{min}$  apart. Hence, there is a maximum number of mass points that a distribution  $F'_j$  can have. Thus, the distributions  $F'_j$  have a convergent subsequence of pricing distribution which have the same number of mass points. Consider this subsequence and order the mass points from the lowest to the highest. As the first mass points lies in the interval  $[0, A]$ , this sequence has a convergent subsequence in which the first mass point converges. Consider this subsequence, it must have a subsequence in which the second mass point converges, etc... . Hence, the distributions  $F'_j$  have a convergent subsequence, whose atoms are at least  $d_{min}$  apart. Obviously, this limit yields at least as high profits as  $F^*$ .

Finally, we establish that if  $F^*$  does not have the property that it is discrete and each of its atoms are at least  $d_{min}$  apart, then it does not maximize profits. Posit that  $F^*$  does not have this property. Then, by essentially the same argument as above, we can find a discrete distribution  $F'$  which yields at least as high profits as  $F^*$ , but whose atoms are not all at least  $d_{min}$  apart. Then, again using our argument above, we can find a discrete distribution  $F''$  which has strictly higher profits than  $F'$ , a contradiction.  $\square$

Part II. We prove by contradiction. Suppose that the price distribution  $F$  has an atom at  $p$ , with probability  $r$ . We prove that it is in the firm's interest to break this atom into two atoms with weight  $\frac{r}{2}$  each, and move the two atoms slightly apart.

Assume for a moment that  $p$  is an "isolated" atom: there is a neighborhood of  $p$  with measure  $r$ . In that case, we can do the reverse of the estimation in Part I with the following key changes. Namely, we need a an upper bound on the revenue decrease from splitting up a pricing atom, and a lower bound on the cost savings. Therefore, the "revenue inequality" corresponding to Inequality 15, which bounds the revenue decrease from above, will read

$$\bar{p} - p \leq \frac{\lambda - 1}{2} \cdot \frac{1}{\kappa} \epsilon d [1 - H(w_{F,q^*}(p_1))].$$

The right-hand side of this inequality differs from that of Inequality 15 in two ways. First, we use a lower bound on the slope of  $w_{F_1,q^*}$ , and therefore replace  $1 + \lambda$  by 2. Second, to get an upper bound, we have  $\frac{1}{\kappa}$  instead of  $\kappa$ . On the other hand, the "cost inequality" corresponding to Inequality 17 becomes

$$H(w_{F,q^*}(p_2)) - H(w_{F,q^*}(p_1)) > \kappa h(w_{F,q^*}(p_1)) 4d.$$

Here, we have used a lower bound on the slope of  $w_{F,q^*}$ , replacing  $1 + \lambda$  with 2, and exchanged  $\frac{1}{\kappa}$  with  $\kappa$ .

To complete the proof, note that as  $\delta \rightarrow 0$ , the measure of the interval of  $(p - \delta, p + \delta)$  under  $F$  approaches  $r$ . Thus, we can ignore the weight around  $p$ .  $\square$

**Proof of Proposition 3.** Let  $q^*$  be the consumer's probability of purchase under the optimal pricing distribution.

Let  $p(c)$  be the firm's pricing function, and that the optimal price distribution is  $F$ . Suppose by contradiction that there are some  $p_1$  and  $p_2$  with  $p_2 = p(c_2) > p(c_1) = p_1$  and

$$(p_2 - c_2) + \frac{D_F(p_2)}{D'_F(p_2)} \geq (p_1 - c_1) + \frac{D_F(p_1)}{D'_F(p_1)}, \quad (18)$$

Furthermore, since  $F$  is differentiable almost everywhere, we can choose  $p_1$  and  $p_2$  so that  $F$  is differentiable at both points. The idea of the proof is to show that profits can be increased by pushing the price distribution closer together. More specifically, we take some weight from the left of  $p_1$  and put it on  $p_1$ , and take some weight from the right of  $p_2$ , and put it on  $p_2$  in a way that increases profits.

Formally, we start by forming the price distribution  $F'$  in the following way. We take the weight  $F$  places on the interval  $(p_1 - \epsilon_1, p_1)$  and place it on  $p_1$ , and take the weight  $F$  places on  $(p_2, p_2 + \epsilon_2)$  and place it on  $p_2$ . Furthermore, we choose  $\epsilon_1$  and  $\epsilon_2$  so that

$$\begin{aligned} & (F(p_1) - F(p_1 - \epsilon_1))(1 - H(w_{F,q^*}(p_1))) + (F(p_2 + \epsilon_2) - F(p_2))(1 - H(w_{F,q^*}(p_2))) \\ = & \int_{p_1 - \epsilon_1}^{p_1} (1 - H(w_{F,q^*}(p)))dF(p) + \int_{p_2}^{p_2 + \epsilon_2} (1 - H(w_{F,q^*}(p)))dF(p) \end{aligned}$$

That is, under the demand function that would prevail with  $F$ , this change does not change total demand. This means that we are moving demand from the low-price state to the high-price state.

Suppose the above changes increase average probability-weighted prices on the interval  $(p_1 - \epsilon_1, p_1)$  by  $dp_1$ , and decrease probability-weighted prices on the interval  $p_2, p_2 + \epsilon$  by  $dp_2$ . We next establish that by Inequality 18, under the demand curve  $D_F$ , this either creates a gain in profits for sufficiently small  $dp_1$  and  $dp_2$ , or the decrease in profits is second-order in  $dp_1$ .

In the limit as  $dp_1$  approaches zero, we must have  $dp_2 = \frac{D'_F(p_1)}{D'_F(p_2)}dp_1$  in order to keep overall demand under  $D_F$  constant. The change in profits must be equal to

$$dp_1(D_F(p_1) + (p_1 - c_1)D'_F(p_1)) - dp_2(D_F(p_2) + (p_2 - c_2)D'_F(p_2))$$

up to a term that is at most second-order in  $dp_1$ . Substituting for  $dp_2$  and using 18 yields that the above expression is greater than or equal to zero.

Now, it is easy to see that  $w_{F,q^*}(p_1) > w_{F',q^*}(p_1)$ , and by Expression 5, the difference is first-order in  $dp_1$ . To hold overall sales fixed, we first create the price distribution  $F''$  from  $F'$  by shifting all prices on the interval  $[p_1, p_2]$  by  $\Delta$  satisfying

$$w_{F,q^*}(p_1) = w_{F'',q^*}(p_1 + \Delta).$$

This ensures that  $w_{F,q^*}(p) = w_{F'',q^*}(p + \Delta)$  for all  $p \in [p_1, p_2]$ . In addition,  $\Delta$  is first-order in  $dp_1$ .

Now, we argue the average purchase price below  $(p_2 + \epsilon_2)$  is greater under  $w_{F'',q^*}$  than under  $w_{F,q^*}$ . First, we constructed  $F''$  so that demand given by  $w_{F'',q^*}$  and  $w_{F,q^*}$  is the same in this region. Furthermore, we achieved this by moving demand from low-price states to high-price states, and shifting the price distribution to the right. By Expression 5, both of these changes increase the average purchase price.

Therefore,

$$w_{F,q^*}(p_2 + \epsilon_2) > w_{F'',q^*}(p_2 + \epsilon_2).$$

To complete the argument, we create the distribution  $F'''$  from  $F''$  by shifting all prices above  $p_2 + \epsilon_2$  by  $\Delta'$  so that

$$w_{F,q^*}(p_2 + \epsilon_2) = w_{F''',q^*}(p_2 + \epsilon_2 + \Delta').$$

Then, the probability of purchase under price distribution  $F'''$  is also  $q^*$ . Since  $\Delta$  is first-order in  $dp_1$ ,  $F'''$  clearly yields greater profits than  $F$ .  $\square$

**Proof of Lemma 2.** As in Lemma 1, let  $A = \frac{b+(1+\lambda)v}{2}$ . Then, for any expectations by the consumer, the firm does not want to choose a price higher than  $A$ , since for any  $p \geq A$ , the consumer's purchase probability is zero.

Consider the space  $\mathcal{P}$  of increasing pricing functions from  $[\underline{c}, \bar{c}]$  to  $[0, A]$ . We define the function  $\phi : \mathcal{P} \rightarrow \mathcal{P}$  in the following manner.  $\phi(P)$  is the firm's optimal pricing strategy, if consumers expect the pricing distribution induced by the pricing strategy  $P$ . (We will establish in a moment that  $\phi$  is indeed a function.) A fixed point of  $\phi$  defines a pricing equilibrium, so we prove that  $\phi$  has a fixed point.

For any price distribution expectations  $F$  by the consumer and any realized  $c$ , the firm's profit maximization problem is strictly concave by the strict convexity of  $w_{F,q^*(F)}$  and the regularity condition on  $H$ . Thus,  $\phi$  is indeed a function.

We have established in the proof of Lemma 1 that the demand curve  $1 - H(w_{F_P,q^*(F_P)}(p))$  is continuous in the pricing strategy  $P$ . Since the firm's profit maximization problem is strictly concave, the firm's optimal price for any realized  $c$  is also continuous in  $P$ . Thus,  $\phi$  is a pointwise continuous function. By the Kakutani-Fan-Glicksberg theorem, it has a fixed point, completing the existence proof.

We now find a  $\bar{w}$  that satisfies the requirements of the Lemma. Suppose that the optimal pricing distribution is  $F$ . Denote the maximum price in the support of  $F$  by  $\bar{p}$ . Clearly,  $A \geq \bar{p} > \bar{c}$ .

We prove by contradiction that

$$(\bar{p} - \bar{c}) \cdot 2h(w_{F,q^*(F)}(\bar{p})) < 1 - H(w_{F,q^*(F)}(\bar{p})).$$

Suppose the opposite is the case. Then, since  $w'_{F,q^*(F)}(\bar{p}) > 2$ , the firm could increase its revenues at price  $\bar{p}$  by lowering this price, which is profitable as  $\bar{p} > \bar{c}$ .

Finally, we show that  $\underline{w} = a$  satisfies the requirements of the Lemma. Suppose the lowest price on the support of  $F$  is  $\underline{p}$ . Suppose by contradiction that  $w_{F,q^*(F)}(\underline{p}) < a$ . Then the consumer would

still buy with probability one if the firm slightly raised its price, contradicting profit maximization.  $\square$

### **Proof of Proposition 4.**

**Part I.** We prove by contradiction. Suppose that the firm's price is not deterministic. First, it is easy to show that there is a non-trivial interval  $I$  such that for any  $p \in I$ , there is a cost  $c \in [\underline{c}, \bar{c}]$  such that the firm sets price  $p$  for that cost. To see this, note simply that the firm's optimal price  $p(c)$  is continuous in  $c$ .

Suppose the consumer expects to buy with probability  $q$ , and expects the distribution of buying prices conditional on purchase to be  $G$ . Since the demand function is decreasing in  $p$ , it is differentiable almost everywhere. Let  $p$  be a price for which the demand function is differentiable. Then, the cost  $c$  for which the firm sets price  $p$  satisfies

$$h(w_{F,q,G}(p))(p-c)[2+(1-q)(\lambda-1)+qG(p)(\lambda-1)] = 1 - H(w_{F,q,G}(p)). \quad (19)$$

Now take a sequence  $p_i \searrow p$  such that the demand function is differentiable at each  $p_i$ . Let the corresponding costs be  $c_i$ . Then, for each  $i$  we must have

$$h(w_{F,q,G}(p_i))(p_i - c_i)[2 + (1 - q)(\lambda - 1) + qG(p_i)(\lambda - 1)] = 1 - H(w_{F,q,G}(p_i)).$$

For  $p_i$  close to  $p$ , the difference in the two equations above can be approximated by

$$\begin{aligned} & h(w_{F,q,G}(p))(p_i - p - c_i + c)[2 + (1 - q)(\lambda - 1) + qG(p)(\lambda - 1)] \\ & + h(w_{F,q,G}(p))(p - c)(\lambda - 1)[qG(p_i) - qG(p)] \\ & + h'(w_{F,q,G}(p))(p_i - p)(p - c)[2 + (1 - q)(\lambda - 1) + qG(p)(\lambda - 1)]^2 \\ & = -h(w_{F,q,G}(p))[2 + (1 - q)(\lambda - 1) + qG(p)(\lambda - 1)](p_i - p). \end{aligned}$$

Since  $p(c)$  is increasing in  $c$ ,  $qG(p_i) - qG(p)$  is the probability that the agent buys at prices between  $p$  and  $p_i$ . This can be approximated by  $(1 - H(w_{F,q,G}(p)))(\Theta(c_i) - \Theta(c))$ , which itself can be approximated by  $(1 - H(w_{F,q,G}(p)))\theta(c)(c_i - c)$ . Using this, the above becomes

$$\begin{aligned} & \frac{p_i - p}{c_i - c} \cdot [2 + (1 - q)(\lambda - 1) + qG(p)(\lambda - 1)] \cdot \\ & \cdot [2h(w_{F,q,G}(p)) + h'(w_{F,q,G}(p))(p - c)[2 + (1 - q)(\lambda - 1) + qG(p)(\lambda - 1)]] \\ & = h(w_{F,q,G}(p))[2 + (1 - q)(\lambda - 1) + qG(p)(\lambda - 1)] - (p - c)(1 - H(w_{F,q,G}(p)))(\lambda - 1)\theta(c). \end{aligned}$$

The left-hand side of the above equality is positive. To see this, note that all multiplicative terms other than the last one are clearly positive. To prove that the last one is positive, differentiate the hazard rate and substitute the first-order condition 19.

To arrive at a contradiction, we show that the right-hand side of this inequality is less than zero. Using the first-order condition 19 to substitute for  $p - c$ , we want to show that

$$(\lambda - 1)\theta(c) \frac{(1 - H(w_{F,q,G}(p)))^2}{h(w_{F,q,G}(p))[2 + (1 - q)(\lambda - 1) + qG(p)(\lambda - 1)]} \geq 2 + (1 - q)(\lambda - 1) + qG(p)(\lambda - 1).$$

Now clearly  $2 + (1 - q)(\lambda - 1) + qG(p)(\lambda - 1) \leq 1 + \lambda$ , so this inequality follows from the condition of the proposition. This completes the proof.

Part II. To show that any pricing equilibrium features a non-atomic price distribution, we do the converse estimation to Part I.  $\square$

### **Proof of Proposition 5.**

Suppose the optimal commitment price is  $p_c$ . We prove that if the consumer expects the firm to charge  $p_c$  with probability one, the firm would like to choose a higher price ex post. This implies that the equilibrium Condition 13 is violated in the following way:

$$p_c - \bar{c} < \frac{1 - H(w_{p_c, q^*(p_c)}(p_c))}{h(w_{p_c, q^*(p_c)}(p_c)) \cdot (2 + (\lambda - 1))}.$$

Recall that the right-hand side of the above inequality is decreasing in  $p$ , while the left-hand side is increasing, so the interval of no-commitment equilibrium prices lies above  $p_c$ .

Given that the firm charges a deterministic price, the equilibrium probability of buying,  $q^*(p)$ , is determined by

$$q^*(p) = 1 - H[w_{p, q^*(p)}(p)],$$

where  $w_{p, q^*(p)}(p) = 2p - 2v + (1 - q^*(p))(\lambda - 1)p - q^*(p)(\lambda - 1)v$ . Let  $\kappa$  be the average marginal cost of the firm.

With commitment, the firm solves

$$\max_p (p - \kappa) \cdot [1 - H(w_{p, q^*(p)}(p))],$$

leading to the first-order condition for the optimal commitment price  $p_c$  of

$$1 - H(w_{p_c, q^*(p_c)}(p_c)) - (p_c - \kappa)h(w_{p_c, q^*(p_c)}(p_c)) \left( 2 + (1 - q^*(p_c))(\lambda - 1) - \frac{\partial q^*(p_c)}{\partial p_c}(\lambda - 1)(p_c + v) \right) = 0. \quad (20)$$

We will show that the firm can gain ex post from charging a higher price than  $p_c$  for *all* costs. This implies that there is a profitable deviation. For  $p' \geq p_c$ , the firm's average profit from charging  $p'$  after the consumer has been expecting  $p_c$  is

$$(p' - \kappa) \cdot [1 - H(2p' - 2v + (1 - q^*(p_c))(\lambda - 1)p' - q^*(p_c)(\lambda - 1)v + (\lambda - 1)q^*(p_c)(p' - p_c))].$$

The derivative of this with respect to  $p'$  at  $p_c$  is

$$1 - H(w_{p_c, q^*(p_c)}(p_c)) - (p_c - \kappa)h(w_{p_c, q^*(p_c)}(p_c))(2 + (1 - q^*(p_c))(\lambda - 1) + (\lambda - 1)q^*(p_c)). \quad (21)$$

We will argue that Expression 21 is strictly greater than zero. By Equation 20, this is equivalent to proving that

$$q^*(p_c) < -\frac{\partial q^*(p_c)}{\partial p_c}(p_c + v). \quad (22)$$

By the firm's optimization problem under commitment,

$$(p_c - \kappa) \cdot \frac{\partial q^*(p_c)}{\partial p_c} + q^*(p_c) = 0,$$

which implies Inequality 22. □

### **Proof of Proposition 6.**

For any given reference lottery, it is clear that there is a price  $p_r$  (not necessarily in the support of the expected price distribution) below which the consumer buys the good, and above which she does not. Consequently, equilibrium behavior also has this property. Now, analogously to Expression 5, if the consumer expects to buy for prices strictly below  $p_r$ , then the difference in utility between buying and not buying at  $p_r$  is

$$B_f(p_r) \equiv 1 - p_r - (\lambda - 1) \int_0^{p_r} (p_r - p') dF(p') + F(p_r)(\lambda - p_r) + (1 - F(p_r))(1 - \lambda p_r). \quad (23)$$

Clearly,  $p_r$  is the reservation price in a continuation equilibrium if  $B_f(p_r) = 0$ , and if  $B_f(p) > 0$  for all  $p$  in or below the support of  $F$ , in the unique personal equilibrium the consumer buys with probability one.

We will solve for a continuous price distribution  $F_{min}$  that has a connected support with a lower bound of  $p_{min}$ , which satisfies

$$B_f(p) = 1 - p - (\lambda - 1) \int_0^p (p - p') dF(p') + F(p)(\lambda - p) + (1 - F(p))(1 - \lambda p) = 0, \quad (24)$$

for any  $p$  on its support. Let  $\pi_{min}$  be the profits if the firm chooses  $F_{min}$  and the consumer always buys the good. Our strategy for the proof is the following: First, we argue that  $\pi_{min}$  is a lower bound for equilibrium profits. Second, if  $\pi_{min} > 0$ , we construct an equilibrium in which the firm earns  $\pi_{min}$ . To show the second step, observe that the consumer is willing to buy with probability one if the firm selects  $F_{min}$ . We will show that the firm cannot do better if for any other chosen pricing distribution  $F$  the consumer plays the worst possible personal equilibrium. This step will also imply that if  $\pi_{min} \leq 0$ , then the firm's minimum profit is zero.

Step 1. For any  $\epsilon > 0$ , if the firm shifts the distribution  $F_{min}$  to the left by  $\epsilon$  then Expression 23 is strictly greater than zero for any price on the support. Therefore in the unique continuation equilibrium the consumer always buys the good and profits are  $\pi_{min} - \epsilon$ . Thus in equilibrium the firm's profits cannot be lower  $\pi_{min}$ .

Step 2. We show that for any distribution  $F$ , if the consumer plays the worst possible continuation equilibrium and the firm's profit is positive, it is less than  $\pi_{min}$ . This implies that if  $\pi_{min} \leq 0$ , the lowest possible profit level is zero, and (in combination with Step 1) it also means that if  $\pi_{min} > 0$ , it is the lowest possible profit level.

We carry out the proof by performing a set of changes to  $F$ , each of which increases the firm's profits, and which approach  $F_{min}$ . First, notice that for any distribution of prices  $F$  which leads to selling the good with probability less than 1, the firm can do better. To see this, suppose that



the reservation price in the lowest-profit personal equilibrium is  $p_r$ , and  $F(p_r) < 1$ . Since this equilibrium leads to positive profits for the firm, we must have  $p_r > c$ . Then, consider putting the weight  $1 - F(p_r)$  on the price  $p_r - \epsilon$ . By Expression 23, for a sufficiently small  $\epsilon$ , the consumer buys with probability one, increasing expected profits.

Thus, we look for price distributions  $F$  for which the unique equilibrium is for the consumer to buy the good at any price in the support of  $F$ . Among these pricing choices, profit maximization is equivalent to revenue maximization. Let  $[\underline{p}, \bar{p}]$  be the smallest closed interval that contains the support of  $F$ . The constraint that the consumer buys with probability one implies that for any  $p \in [0, \bar{p})$ , the equilibrium reservation price has to be greater than  $p$ . To check this, it must be the case that if the consumer expects to buy the good at prices below  $p$ , she would be willing to buy it at price  $p$ . Using Expression 23, this is equivalent to saying that

$$1 - p - (\lambda - 1) \int_0^p (p - p') dF(p') + F(p)(\lambda - p) + (1 - F(p))(1 - \lambda p) > 0. \quad (25)$$

Now take any  $\epsilon > 0$ . We prove that for any distribution for which the above expression is greater than  $\epsilon$  on a positive measure subset of  $[\underline{p}, \bar{p}]$ , the firm can increase profits by bringing it below  $\epsilon$  everywhere. First, if for any  $\delta > 0$ ,  $F(p_{min} - \delta) > 0$ , the firm can increase profits by replacing all weight below  $p_{min} - \delta$  by a point mass at  $p_{min} - \delta$ . (By Expression 23, this does not decrease the reservation price  $p_r \geq p_{min}$ , and hence must increase profits.) By the definition of  $p_{min}$  the left-hand-side limit of Expression 23 is zero at  $p_{min}$  for any distribution that places no weight below  $p_{min}$ . By continuity, for a sufficiently small  $\delta$ , this will result in a distribution for which Expression 23 is less than  $\epsilon$  for any  $p < p_{min} - \delta$  sufficiently close to  $p_{min} - \delta$ .

Now suppose that Expression is less than or equal to  $\epsilon$  for any  $p < p_1$  with  $p \in [\underline{p}, \bar{p}]$ , but that it goes above  $\epsilon$  on some interval  $[p_1, p_2]$ . For this to be the case, either  $p_1$  has to be a point mass of  $F$ , or  $F$  must put positive weight on the interval  $(p_1, p_2)$ . Consider changing the distribution of prices in the following way. If  $p_1$  is an atom of  $F$ , take off a weight from  $p_1$  so that with the remaining weight, Expression 23 equals  $\epsilon$  for  $p = p_1$ . Take this weight, and whatever other weight  $F$  places on the on  $(p_1, p_2]$ , and put all of that weight on  $p_2$ . This change increases the left-hand side of Expression 24 for any  $p > p_2$ , and does not affect it for  $p < p_1$ . Furthermore, the left-hand-side of Expression 24 is continuously decreasing over any interval in which there is no probability weight and hence, if  $p_2 - p_1$  is sufficiently small, the expression will be (weakly) less than  $\epsilon$  and greater than zero on  $[p_1, p_2]$ . Thus, the new price distribution still satisfies the condition that the consumer buys with probability one, and it has higher expected profits. Using this step, by transfinite induction we can increase profits by constructing a price distribution for which Expression 23 is less than or equal to  $\epsilon$  everywhere.<sup>34</sup> As  $\epsilon$  converges to zero,  $F$  converges pointwise to  $F_{min}$ , and therefore the associated profits converge to  $\pi_{min}$ , completing Step 2.

Finally, we characterize  $F_{min}$ . Taking the derivative of both sides of Equation 24 yields

$$-1 - (\lambda - 1)F(p) - F(p) - \lambda(1 - F(p)) + f(p)(\lambda - 1)(p + 1) = 0.$$

---

<sup>34</sup> To apply transfinite induction on  $(p_{min} - \delta, \infty)$ , let  $P(a)$  be the property that there is an  $F'$  constructed from  $F$  using our step such that either  $a$  is above the support of  $F'$ , or for  $F'$ , Expression 23 is between zero and  $\epsilon$  for  $p_{min} - \delta < p < a$ .

This gives

$$f(p) = \frac{\lambda + 1}{(\lambda - 1)(p + 1)}.$$

Integrating gives

$$F(p) = \frac{\lambda + 1}{\lambda - 1} \ln(p + 1) + \text{constant}.$$

Using the condition that  $F(p_{min}) = 0$ , we get

$$F(p) = \frac{\lambda + 1}{\lambda - 1} \ln \left( \frac{p + 1}{p_{min} + 1} \right).$$

Setting  $F(\bar{p}) = 1$  gives

$$\bar{p} = \exp \left( \frac{\lambda - 1}{\lambda + 1} \right) \cdot (p_{min} + 1) - 1.$$

Finally, the pieces are together to calculate the firm's expected revenue:

$$\int_{p_{min}}^{\bar{p}} p f(p) dp = \int_{p_{min}}^{\bar{p}} \frac{\lambda + 1}{\lambda - 1} \cdot \left( 1 - \frac{1}{p + 1} \right) dp = \frac{\lambda + 1}{\lambda - 1} \cdot (\bar{p} - p_{min}) - 1.$$

Substituting for  $\bar{p}$  and rearranging completes the proof. □

## References

- AOYAGI (2002): "Efficient Collusion in Repeated Auctions with Communication," Working Paper.
- ATHEY, S., AND K. BAGWELL (2001): "Optimal Collusion with Private Information," *RAND Journal of Economics*, 32(3), 428–465.
- ATHEY, S., K. BAGWELL, AND C. SANCHIRICO (2004): "Collusion and Price Rigidity," *Review of Economic Studies*, 71(2), 317–349.
- BARBERIS, N., M. HUANG, AND T. SANTOS (2001): "Prospect Theory and Asset Prices," *Quarterly Journal of Economics*, 116(1), 1–53.
- BARBERIS, N., M. HUANG, AND R. THALER (2003): "Individual Preferences, Monetary Gambles and the Equity Premium," URL: <http://www.stanford.edu/~mhuang/papers/BHT.pdf>.
- BENARTZI, S., AND R. H. THALER (1995): "Myopic Loss Aversion and the Equity Premium Puzzle," *Quarterly Journal of Economics*, 111(1), 73–92.
- BEWLEY, T. F. (1998): "Why Not Cut Pay?," *European Economic Review*, 42(3-5), 459–490.
- BILS, M. (1987): "The Cyclical Behavior of Marginal Cost and Price," *American Economic Review*, 77(5), 838–855.

- BLINDER, A. S. (1998): *Asking about Prices: A New Approach to Understanding Price Stickiness*. New York: Russell Sage Foundation.
- BLINDER, A. S., E. R. D. CANETTI, D. E. LEBOW, AND J. B. RUDD (1998): *Asking About Prices: A New Approach to Understanding Price Stickiness*. Russell Sage Foundation.
- BLUME, A., AND P. HEIDHUES (2002): “Modeling Tacit Collusion in Auctions,” Working Paper.
- (2003): “Private Monitoring in Auctions,” Working Paper.
- CARLTON, D. W. (1986): “The Rigidity of Prices,” *American Economic Review*, 76(4), 637–658.
- (1989): “The Theory and the Facts of How Markets Clear: Is Industrial Organization Valuable for Understanding Macroeconomics?,” in *Handbook of Industrial Organization, Volume 1*, ed. by R. Schmalensee, and R. Willig, vol. 1, pp. 909–946. Elsevier Science Publishers B.V.
- CHEVALIER, J., AND D. SCHARFSTEIN (1996): “Capital-Market Imperfections and Countercyclical Markups: Theory and Evidence,” *American Economic Review*, 86(4), 703–725.
- CHEVALIER, J. A., A. K. KASHYAP, AND P. E. ROSSI (2000): “Why Don’t Prices Rise During Periods of Peak Demand? Evidence from Scanner Data,” NBER Working Paper No. 7981.
- CONLISK, J., E. GERSTNER, AND J. SOBEL (1984): “Cyclic Pricing by a Durable Goods Monopolist,” *Quarterly Journal of Economics*, 99(3), 489–505.
- DELLAVIGNA, S., AND U. MALMENDIER (2004): “Contract Design and Self-Control: Theory and Evidence,” *Quarterly Journal of Economics*, 119(2), 353–402.
- ERICKSON, G. M., AND J. K. JOHANSSON (1985): “The Role of Price in Multi-attribute Product Evaluations,” *Journal of Consumer Research*, 12(2), 195–199.
- FUDENBERG, D., AND D. K. LEVINE (1988): “Reputation, Unobserved Strategies, and Active Supermartingales,” MIT Department of Economics Working Paper #490.
- (1989): “Reputation and Equilibrium Selection in Games with a Patient Player,” *Econometrica*, 57(4), 759–778.
- GABAIX, X., AND D. LAIBSON (2004a): “Competition and Consumer Confusion,” MIT Working Paper; URL: [http://econ-www.mit.edu/faculty/download\\_pdf.php?id=906](http://econ-www.mit.edu/faculty/download_pdf.php?id=906).
- (2004b): “Shrouded Attributes and Information Suppression in Competitive Markets,” MIT Working Paper; URL: [http://econ-www.mit.edu/faculty/download\\_pdf.php?id=527](http://econ-www.mit.edu/faculty/download_pdf.php?id=527).
- GAL-OR, E. (1982): “Hotelling’s Spatial Competition as a Model of Sales,” *Economic Letters*, 9, 1–6.
- GENESOVE, D., AND C. MAYER (2001): “Loss Aversion and Seller Behavior: Evidence from the Housing Market,” *Quarterly Journal of Economics*, 116(4), 1233–1260.

- HALL, R. L., AND C. . J. HITCH (1939): "Price Theory and Business Behavior," *Oxford Economic Papers*, 2, 12–45.
- HARDIE, B. G. S., E. J. JOHNSON, AND P. S. FADER (1993): "Modeling Loss Aversion and Reference Dependence Effects on Brand Choice," *Marketing Science*, 12(4), 378–394.
- HOCH, S. J., X. DRÉZE, AND M. E. PURK (1994): "EDLP, Hi-Lo, and Margin Arithmetic," *Journal of Marketing*, 58(4).
- HÖRNER, J., AND J. S. JAMISON (2004): "Collusion with (Almost) No Information," Northwestern Working Paper.
- KAHNEMAN, D., J. L. KNETSCH, AND R. H. THALER (1990): "Experimental Tests of the Endowment Effect and the Coase Theorem," *Journal of Political Economy*, 98(6), 1325–1348.
- (1991): "Anomalies: The Endowment Effect, Loss Aversion, and Status Quo Bias," *Journal of Economic Perspectives*, 5(1), 193–206.
- KAHNEMAN, D., AND A. TVERSKY (1979): "Prospect Theory: An Analysis of Decision under Risk," *Econometrica*, 47(2), 263–291.
- KALWANI, M. U., AND C. K. YIM (1992): "Consumer Price and Promotion Expectations: An Experimental Study," *Journal of Marketing Research*, 29, 90–100.
- KASHYAP, A. K. (1995): "Sticky Prices: New Evidence from Retail Catalogs," *Quarterly Journal of Economics*, 110(1), 245–274.
- KŐSZEGI, B. (2004): "Anticipation in Observable Behavior," Working Paper, UC Berkeley.
- KŐSZEGI, B., AND M. RABIN (2004): "A Model of Reference-Dependent Preferences," Economics Department, University of California, Berkeley, Working Paper E04-337.
- KLEMPERER, P. (1995): "Competition when Consumers have Switching Costs: An Overview with Applications to Industrial Organization, Macroeconomics, and International Trade," *Review of Economic Studies*, 62(4), 515–539.
- MARKETING NEWS (1985): "Panelists Offer Pricing Strategy Advice for Consumer and Industrial Products," *Marketing News*, 19(3), 1–3.
- MASKIN, E., AND J. TIROLE (1988): "A Theory of Dynamic Oligopoly, II: Price Competition, Kinked Demand Curves, and Edgeworth Cycles," *Econometrica*, 56(3), 571–599.
- MEANS, G. (1935): "Industrial Prices and their Relative Inflexibility," Senate Document 13, 74th Congress, 1st session. Washington D.C.: US Government Printing Office.
- MILLS, F. (1927): *The behavior of prices*. New York: National Bureau of Economic Research.
- NOCKE, V., AND M. PEITZ (2003): "Hyperbolic Discounting and Secondary Markets," *Games and Economic Behavior*, 44(1), 77–97.

- ODEAN, T. (1998): “Are Investors Reluctant to Realize Their Losses?,” Mimeo, UC Davis.
- RABIN, M. (2000): “Diminishing Marginal Utility of Wealth Cannot Explain Risk Aversion,” in *Choices, Values, and Frames*, ed. by D. Kahneman, and A. Tversky, chap. 11, pp. 202–208. New York: Russell Sage Foundation.
- ROTEMBERG, J. J. (2002): “Customer Anger at Price Increases, Time Variation in the Frequency of Price Changes and Monetary Policy,” NBER Working Paper No. 9320.
- (2004): “Fair Pricing,” NBER Working Paper No. 10915.
- ROTEMBERG, J. J., AND G. SALONER (1986): “A Supergame Theoretic Model of Business Cycles and Price Wars During Booms,” *American Economic Review*, 76(3), 390–407.
- SALOP, S. (1977): “The Noisy Monopolist: Imperfect Information, Price Dispersion, and Price Discrimination,” *Review of Economic Studies*, 44, 393–406.
- SALOP, S., AND J. STIGLITZ (1982): “The Theory of Sales: A Simple Model of Equilibrium Price Dispersion with Identical Agents,” *American Economic Review*, 72(5), 1121–1130.
- SHILONY, Y. (1977): “Mixed Pricing in Oligopoly,” *Journal of Economic Theory*, 14, 373–388.
- SKRZYPACZ, A., AND H. HOPENHAYN (2004): “Tacit Collusion in Repeated Auctions,” *Journal of Economic Theory*, 114, 153–169.
- SLADE, M. (1999): “Sticky Prices in a Dynamic Oligopoly: An Investigation of  $(s, S)$  Thresholds,” *International Journal of Industrial Organization*, 17, 477–511.
- SOBEL, J. (1984): “The Timing of Sales,” *Review of Economic Studies*, 51(3), 353–368.
- SOBEL, J. (1991): “Durable Goods Monopolist with Entry of New Consumers,” *Econometrica*, 59(5), 1455–1485.
- STIGLITZ, J. (1984): “Price Rigidities and Market Structure,” *American Economic Review*, 74(2), 350–355.
- SWEEZY, P. (1939): “Demand Conditions under Oligopoly,” *Journal of Political Economy*, 47, 568–573.
- TVERSKY, A., AND D. KAHNEMAN (1991): “Loss Aversion in Riskless Choice: A Reference-Dependent Model,” *Quarterly Journal of Economics*, 106(4), 1039–1061.
- VARIAN, H. R. (1980): “A Model of Sales,” *American Economic Review*, 70(4), 651–659.
- WINER, R. S. (1986): “A Reference Price Model of Brand Choice for Frequently Purchased Products,” *Journal of Consumer Research*, 13(2), 250–256.

**Bücher des Forschungsschwerpunkts Markt und politische Ökonomie**  
**Books of the Research Area Markets and Political Economy**

- Pablo Beramendi  
**Decentralization and Income Inequality**  
2003, Madrid: Juan March Institute
- Thomas Cusack  
**A National Challenge at the Local Level: Citizens, Elites and Institutions in Reunified Germany**  
2003, Ashgate
- Sebastian Kessing  
**Essays on Employment Protection 2003, Freie Universität Berlin,**  
<http://www.diss.fu-berlin.de/2003/202>
- Daniel Krähmer  
**On Learning and Information in Markets and Organizations**  
2003, Shaker Verlag
- Bob Hancké  
**Large Firms and Institutional Change. Industrial Renewal and Economic Restructuring in France**  
2002, Oxford University Press
- Andreas Stephan  
**Essays on the Contribution of Public Infrastructure to Private: Production and its Political Economy**  
2002, dissertation.de
- Peter A. Hall, David Soskice (Eds.)  
**Varieties of Capitalism**  
2001, Oxford University Press
- Hans Mewis  
**Essays on Herd Behavior and Strategic Delegation**  
2001, Shaker Verlag
- Andreas Moerke  
**Organisationslernen über Netzwerke – Die personellen Verflechtungen von Führungsgremien japanischer Aktiengesellschaften**  
2001, Deutscher Universitäts-Verlag
- Silke Neubauer  
**Multimarket Contact and Organizational Design**  
2001, Deutscher Universitäts-Verlag
- Lars-Hendrik Röller, Christian Wey (Eds.)  
**Die Soziale Marktwirtschaft in der neuen Weltwirtschaft, WZB Jahrbuch 2001**  
2001, edition sigma
- Michael Tröge  
**Competition in Credit Markets: A Theoretic Analysis**  
2001, Deutscher Universitäts-Verlag
- Torben Iversen, Jonas Pontusson, David Soskice (Eds.)  
**Unions, Employers, and Central Banks**  
2000, Cambridge University Press
- Tobias Miarka  
**Financial Intermediation and Deregulation: A Critical Analysis of Japanese Bank-Firm-Relationships**  
2000, Physica-Verlag
- Rita Zobel  
**Beschäftigungsveränderungen und organisationales Lernen in japanischen Industriegesellschaften**  
2000, Humboldt-Universität zu Berlin  
<http://dochohost.rz.hu-berlin.de/dissertationen/zobel-rita-2000-06-19>
- Jos Jansen  
**Essays on Incentives in Regulation and Innovation**  
2000, Tilburg University
- Ralph Siebert  
**Innovation, Research Joint Ventures, and Multiproduct Competition**  
2000, Humboldt-Universität zu Berlin  
<http://dochohost.rz.hu-berlin.de/dissertationen/siebert-ralph-2000-03-23/>
- Damien J. Neven, Lars-Hendrik Röller (Eds.)  
**The Political Economy of Industrial Policy in Europe and the Member States**  
2000, edition sigma
- Jianping Yang  
**Bankbeziehungen deutscher Unternehmen: Investitionsverhalten und Risikoanalyse**  
2000, Deutscher Universitäts-Verlag
- Christoph Schenk  
**Cooperation between Competitors – Subcontracting and the Influence of Information, Production and Capacity on Market Structure and Competition**  
1999, Humboldt-Universität zu Berlin  
<http://dochohost.rz.hu-berlin.de/dissertationen/schenk-christoph-1999-11-16>
- Horst Albach, Ulrike Görtzen, Rita Zobel (Eds.)  
**Information Processing as a Competitive Advantage of Japanese Firms**  
1999, edition sigma
- Dieter Köster  
**Wettbewerb in Netzproduktmärkten**  
1999, Deutscher Universitäts-Verlag
- Christian Wey  
**Marktorganisation durch Standardisierung: Ein Beitrag zur Neuen Institutionenökonomik des Marktes**  
1999, edition sigma

## DISCUSSION PAPERS 2003

Annette Boom	<b>Investments in Electricity Generating Capacity under Different Market Structures and with Endogenously Fixed Demand</b>	SP II 2003 – 01
Kai A. Konrad Wolfram F. Richter	<b>Zur Berücksichtigung von Kindern bei umlagefinanzierter Alterssicherung</b>	SP II 2003 – 02
Stergios Skaperdas	<b>Restraining the Genuine Homo Economicus: Why the Economy cannot be divorced from its Governance</b>	SP II 2003 – 03
Johan Lagerlöf	<b>Insisting on a Non-Negative Price: Oligopoly, Uncertainty, Welfare, and Multiple Equilibria</b>	SP II 2003 – 04
Roman Inderst Christian Wey	<b>Buyer Power and Supplier Incentives</b>	SP II 2003 – 05
Sebastian Kessing Robert Nuscheler	<b>Monopoly Pricing with Negative Network Effects: The Case of Vaccines</b>	SP II 2003 – 06
Lars Frisell	<b>The Breakdown of Authority</b>	SP II 2003 – 07
Paul Heidhues Nicolas Melissas	<b>Equilibria in a Dynamic Global Game: The Role of Cohort Effects</b>	SP II 2003 – 08
Pablo Beramendi	<b>Political Institutions and Income Inequality: The Case of Decentralization</b>	SP II 2003 – 09
Daniel Krähmer	<b>Learning and Self-Confidence in Contests</b>	SP II 2003 – 10
Ralph Siebert	<b>The Introduction of New Product Qualities by Incumbent Firms: Market Proliferation versus Cannibalization</b>	SP II 2003 – 11
Vivek Ghosal	<b>Impact of Uncertainty and Sunk Costs on Firm Survival and Industry Dynamics</b>	SP II 2003 – 12
Vivek Ghosal	<b>Endemic Volatility of Firms and Establishments: Are Real Options Effects Important?</b>	SP II 2003 – 13
Andreas Blume Paul Heidhues	<b>Private Monitoring in Auctions</b>	SP II 2003 – 14
Sebastian Kessing	<b>Delay in Joint Projects</b>	SP II 2003 – 15
Tomaso Duso Astrid Jung	<b>Product Market Competition and Lobbying Coordination in the U.S. Mobile Telecommunications Industry</b>	SP II 2003 – 16
Thomas R. Cusack Pablo Beramendi	<b>Taxing Work: Some Political and Economic Aspects of Labor Income Taxation</b>	SP II 2003 – 17
Kjell Erik Lommerud Frode Meland Odd Rune Straume	<b>Globalisation and Union Opposition to Technological Change</b>	SP II 2003 – 18
Joseph Clougherty	<b>Industry Trade-Balance and Domestic Merger Policy: Some Empirical Evidence from the U.S.</b>	SP II 2003 – 19

Dan Anderberg Fredrik Andersson	<b>Stratification, Social Networks in the Labour Market, and Intergenerational Mobility</b>	SP II 2003 – 20
Eugenio J. Miravete Lars-Hendrik Röller	<b>Estimating Markups under Nonlinear Pricing Competition</b>	SP II 2003 – 21
Talat Mahmood Klaus Schömann	<b>On the Migration Decision of IT-Graduates: A Two-Level Nested Logit Model</b>	SP II 2003 – 22
Talat Mahmood Klaus Schömann	<b>Assessing the Migration Decision of Indian IT-Graduates: An Empirical Analysis</b>	SP II 2003 – 23
Suchan Chae Paul Heidhues	<b>Buyers Alliances for Bargaining Power</b>	SP II 2003 – 24
Sigurt Vitols	<b>Negotiated Shareholder Value: The German Version of an Anglo-American Practice</b>	SP II 2003 – 25
Michal Grajek	<b>Estimating Network Effects and Compatibility in Mobile Telecommunications</b>	SP II 2003 – 26
Kai A. Konrad	<b>Bidding in Hierarchies</b>	SP II 2003 – 27
Helmut Bester Kai A. Konrad	<b>Easy Targets and the Timing of Conflict</b>	SP II 2003 – 28
Kai A. Konrad	<b>Opinion Leaders, Influence Activities and Leadership Rents</b>	SP II 2003 – 29
Kai A. Konrad	<b>Mobilität in mehrstufigen Ausbildungsturnieren</b>	SP II 2003 – 30
Steffen Huck Kai A. Konrad	<b>Moral Cost, Commitment and Committee Size</b>	SP II 2003 – 31



## DISCUSSION PAPERS 2004

Jos Jansen	<b>Partial Information Sharing in Cournot Oligopoly</b>	SP II 2004 – 01
Johan Lagerlöf Lars Frisell	<b>Lobbying, Information Transmission, and Unequal Representation</b>	SP II 2004 – 02
Sigurt Vitols	<b>Changes in Germany's Bank Based Financial System: A Varieties of Capitalism Perspective</b>	SP II 2004 – 03
Lutz Engelhardt	<b>Entrepreneurial Business Models in the German Software Industry: Companies, Venture Capital, and Stock Market Based Growth Strategies of the 'Neuer Markt'</b>	SP II 2004 – 04
Antonio Guarino Steffen Huck Thomas D. Jeitschko	<b>Can Fear Cause Economic Collapse? Insights from an Experimental Study</b>	SP II 2004 – 05
Thomas Plümper Vera E. Troeger	<b>External Effects of Currency Unions</b>	SP II 2004 – 06
Ulrich Kaiser	<b>An Estimated Model of the German Magazine Market</b>	SP II 2004 – 07
Pablo Beramendi Thomas R. Cusack	<b>Diverse Disparities: The Politics and Economics of Wage, Market and Disposable Income Inequalities</b>	SP II 2004 – 08
Joseph Clougherty	<b>Antitrust Holdup Source, Cross-National Institutional Variation, and Corporate Political Strategy Implications for Domestic Mergers in a Global Context</b>	SP II 2004 – 09
Joseph Clougherty Anming Zhang	<b>Export Orientation and Domestic Merger Policy: Theory and Some Empirical Evidence</b>	SP II 2004 – 10
Roel C.A. Oomen	<b>Modelling Realized Variance when Returns are Serially Correlated</b>	SP II 2004 – 11
Robert J. Franzese, Jr. Jude C. Hays	<b>Modeling International Diffusion: Inferential Benefits and Methodological Challenges, with an Application to International Tax Competition</b>	SP II 2004 – 12
Albert Banal-Estañol Inés Macho-Stadler Jo Seldeslachts	<b>Mergers, Investment Decisions and Internal Organisation</b>	SP II 2004 – 13
Oz Shy Rune Stenbacka	<b>Price Competition, Business Hours, and Shopping Time Flexibility</b>	SP II 2004 – 14
Jonathan Beck	<b>Fixed, focal, fair? Book Prices Under Optional resale Price Maintenance</b>	SP II 2004 – 15
Michal Grajek	<b>Diffusion of ISO 9000 Standards and International Trade</b>	SP II 2004 – 16
Paul Heidhues Botond Köszegi	<b>The Impact of Consumer Loss Aversion on Pricing</b>	SP II 2004 – 17

Bei Ihren Bestellungen von WZB-Papers schicken Sie bitte unbedingt einen an Sie adressierten Aufkleber mit sowie je paper eine Briefmarke im Wert von 0,51 Euro oder einen "Coupon Reponse International" (für Besteller aus dem Ausland)

Please send a self addressed label and postage stamps in the amount of 0.51 Euro or a "Coupon-Reponse International" (if you are ordering from outside Germany) for each WZB-paper requested

**Bestellschein**

**Order Form**

**Absender / Return Address:**

Wissenschaftszentrum Berlin  
für Sozialforschung  
Presse- und informationsreferat  
Reichpietschufer 50

D-10785 Berlin-Tiergarten

---

---

---

---

**Hiermit bestelle ich folgende(s)  
Discussion paper(s):**

**Please send me the following  
Discussion paper(s):**

Bestell-Nr. / Order no.	Autor/in, Kurztitel /Author(s) / Title(s) in brief