

Review Article

The Nature of the Chemical Bond in Linear Three-Body Systems: From I_3^- to Mixed Chalcogen/Halogen and Trichalcogen Moieties

M. Carla Aragoni, Massimiliano Arca, Francesco A. Devillanova, Alessandra Garau, Francesco Isaia, Vito Lippolis, and Annalisa Mancini

Dipartimento di Chimica Inorganica ed Analitica, Università degli Studi di Cagliari, S.S. 554 Bivio per Sestu, Monserrato, 09042 Cagliari, Italy

Received 2 August 2006; Revised 17 October 2006; Accepted 17 October 2006

Recommended by Govindasamy Mugesh

The 3 centre-4 electrons (3c-4e) and the donor/acceptor or charge-transfer models for the description of the chemical bond in linear three-body systems, such as I_3^- and related electron-rich (22 shell electrons) systems, are comparatively discussed on the grounds of structural data from a search of the Cambridge Structural Database (CSD). Both models account for a total bond order of 1 in these systems, and while the former fits better symmetric systems, the latter describes better strongly asymmetric situations. The 3c-4e MO scheme shows that any linear system formed by three aligned closed-shell species (24 shell electrons overall) has reason to exist provided that two electrons are removed from it to afford a 22 shell electrons three-body system: all combinations of three closed-shell halides and/or chalcogenides are considered here. A survey of the literature shows that most of these three-body systems exist. With some exceptions, their structural features vary continuously from the symmetric situation showing two equal bonds to very asymmetric situations in which one bond approaches the value corresponding to a single bond and the second one to the sum of the van der Waals radii of the involved atoms. This indicates that the potential energy surface of these three-body systems is fairly flat, and that the chemical surrounding of the chalcogen/halogen atoms can play an important role in freezing different structural situations; this is well documented for the I_3^- anion. The existence of correlations between the two bond distances and more importantly the linearity observed for all these systems, independently on the degree of their asymmetry, support the state of hypervalency of the central atom.

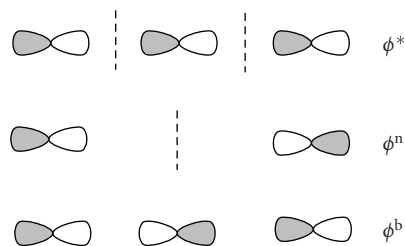
Copyright © 2007 M. Carla Aragoni et al. This is an open access article distributed under the Creative Commons Attribution License, which permits unrestricted use, distribution, and reproduction in any medium, provided the original work is properly cited.

1. INTRODUCTION

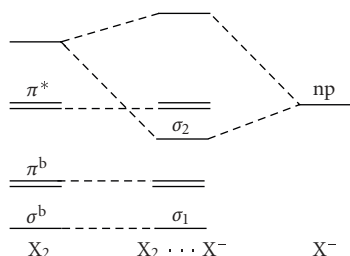
The chemical bond in linear three-body systems, such as trihalides, has been the object of many papers appeared very recently in the literature [1–5]. Among them, the paper on trihalides and hydrogen dihalides published by Hoffmann et al. [2], the book edited by Akiba [1] “Chemistry of hypervalent compounds” appeared in 1999, and the chapter on hypervalent chalcogen compounds by Nakanishi [4] in “Handbook of chalcogen chemistry” edited by F. A. Devillanova, represent authoritative contributions to this topic. In particular, the paper by Hoffman analyzes, on the basis of theoretical calculations, the various contributions to the stabilization of trihalides, by comparing the Rundle-Pimentel [6, 7] model for electron-rich 3-centre 4-electron systems (Scheme 1) with that describing the interhalogenic bond as

a donor/acceptor or charge-transfer interaction between a halide and a dihalogen molecule (Scheme 2).

The commonly accepted 3 centre-4 electron bonding model considers the central halogen to be hypervalent. According to this model, a linear system formed for example by three aligned closed-shell I^- (24 shell electrons overall, I_3^{3-}) has no reason to exist since the three MOs generated by the combination of the three p_z orbitals, one from each interacting anion (Scheme 1), should be fully occupied by six electrons. However, the removal of two electrons from the antibonding MO causes an effective stabilization of the system and affords the well-known 22 shell electrons I_3^- anion (Scheme 1). The stability of I_3^- is determined by the occupancy of the lowest MO since the second filled MO is non-bonding in nature. The four electrons on the σ MOs plus the 6 electrons on the other three filled atomic orbitals equal a



SCHEME 1: Rundle-Pimentel model for electron-rich 3c-4e systems.

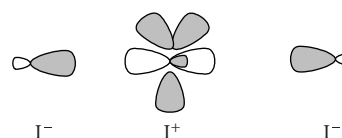
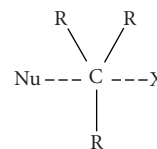
SCHEME 2: First approximation MO diagram for the donor/acceptor interaction between X^- and X_2 fragments.

total of 10 electrons on the central I atom; this accounts for its description as an hypervalent species. However, a more formal counting indicates that only 8 electrons can be assigned to the central iodine since the HOMO is a combination out of phase of the p_z orbitals of the external iodine atoms; consequently, no electron density coming from this MO can be assigned to the central iodine.

The alternative description of I_3^- according to a Lewis model, which considers an sp^2 I^+ cation having three lone pairs on the plane perpendicular to the bond direction and two hybrid orbitals able to linearly coordinate two I^- anions (Scheme 3), leads again to assign 10 electrons to the central iodine.

However, this model implies the combination of the d_{z^2} and p_z atomic orbitals of the central I^+ to afford two unfilled hybrid orbitals able to accommodate two lone pairs from the two I^- anions. According to this description, a simple notation, introduced by Arduengo et al. [5], identifies the central I atom as a 10-I-2 species, where “10” indicates the number of the electrons around the central I, and “2” the number of the atoms or groups bonded to it. We must note that this formalism accounts very well for the hypervalent nature (expansion of the octet) of the central iodine, but does not account for the strength of the two bonds formed; in fact, according to such a model, each bond, arising from the localization of a pair of electrons from I^- , should have a bond order of 1.

The simplest way to prepare a triiodide or in general a trihalide species considers the reaction between an X^- anion with an X_2 molecule ($X^- + X_2 \rightarrow X_3^-$). In terms of chemical bond description, this corresponds to the commonly named donor/acceptor interaction (Scheme 2) since the bond is formed via a σ donation from one of the four filled atomic orbitals of X^- (np) towards the empty σ^* anti-

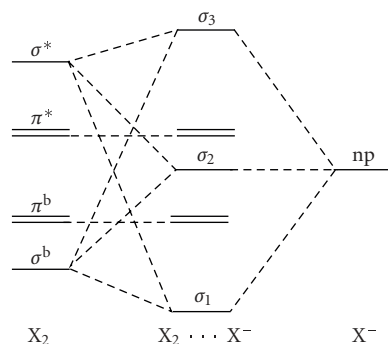
SCHEME 3: Donation of two lone pairs from two I^- into two empty hybrid orbitals around I^+ .SCHEME 4: Transition state of an SN_2 type reaction at an sp^3 carbon atom (Nu = nucleophilic group, X = leaving group).

bonding molecular orbital of X_2 . As X^- formally approaches X_2 , the three lone pairs of the approached X atom of the X_2 molecule are reoriented in order to be on the plane perpendicular to the bond direction when the symmetric three-body system X_3^- is formed. It corresponds to the rearrangement of a sp^3 carbon atom during a nucleophilic attack in an SN_2 type reaction (Scheme 4). The substantial difference between a trihalide and a penta-coordinated carbon resides in their different stabilities: while the penta-coordinated carbon represents a transition state, which finds its stabilization by removing one of the two apical groups so to allow the carbon to return to an sp^3 hybridization, X_3^- is a stable species. In such systems, the counting of the electrons around the central halogen and carbon atoms agrees very well with the notation by Arduengo et al. [5] (10-X-2 and 10-C-5, resp.). In fact, since the starting diatomic species (X_2 in the case of trihalides formation) obeys to the octet rule, every interaction with a donor (X^- in the case of trihalides formation) implies a transfer of electron density on X_2 , thus formally justifying a number of electrons higher than 8 on the central atom of the resulting three-body system.

The simplified donor/acceptor first approximation MO diagram for the formation of a trihalide species (Scheme 2) becomes more complicate if the donor atomic orbital of X^- (np) is combined with both the σ^* and the σ^b MOs of X_2 . The result is a second approximation MO diagram having three new energy levels for the adduct, coming from the combination of these three orbitals (Scheme 5).¹

The difference between the first and second approximation MO diagrams (Schemes 2 and 5) resides in the nature of the first two MOs of the formed three-body system. In fact, the energy mixing in the second approximation diagram

¹ However, in the construction of the simplified MO diagram for the donor/acceptor interaction (first approximation; Scheme 2), the combination of the donor orbital with only the σ^* MO of X_2 , leaving unchanged the σ^b level, is justified fairly well by a good match of energy between the lone pair of X^- and the σ^* MO of X_2 .



SCHEME 5: Second-order approximation MO diagram for the donor/acceptor interaction between X^- and X_2 fragments (combination of $np(X^-)$ with both σ^b and σ^* of X_2).

(Scheme 5) has the consequence of increasing the bonding nature of the lowest MO, moving the intermediate MO to higher energies towards a nonbonding nature. Now we can compare the 3c-4e bond model (Scheme 1) with the two MO diagrams for the donor/acceptor interaction between X^- and X_2 (Schemes 2 and 5) to describe the chemical bond in X_3^- anions. Since in all the three schemes, the highest MO is always an antibonding molecular orbital featuring a nodal plane between each couple of atoms, the differences between these models are mainly determined by the different nature of the lowest two molecular orbitals. According to the 3c-4e model, the stabilisation of electron-rich (22 shell electrons) three-body systems has to be ascribed only to the filling of the lowest MO, with a consequent bond order of 0.5 for each of the two bonds formed. According to the charge-transfer model, involving only the combination of a lone pair of X^- with the σ^* MO of X_2 , the filling up of the lowest energy level corresponds to a bond order of 1 within the X_2 fragment, while the filling up of the intermediate level accounts for the bond formation between the two interacting fragments and for a lengthening of the $X-X$ bond in X_2 : a bond order of 0.5 for both bonds is reached in the symmetric situation $X-X-X^-$. In the second approximation charge-transfer MO diagram (Scheme 5), the lone pair of X^- combines with both σ^b and σ^* MOs of X_2 , consequently the bonding nature of first molecular orbital of the resulting three-body system is increased, and that of the second energy level is decreased, thus making this MO diagram intermediate between the 3c-4e and the first approximation charge-transfer MO diagrams (Schemes 1, 2, and 5).

2. DISCUSSION

The two bonding models (3c-4e and charge-transfer models) can be successfully employed to describe the chemical bond in numerous linear three-body systems featuring 22 shell electrons, formed by three aligned main group elements. The 3c-4e model describes linear three-body systems (electron-rich linear systems) in terms of interacting aligned closed-shell fragments; the stabilization is reached by remov-

ing a couple of electrons in order to leave unfilled the highest MO (Scheme 1). Scheme 1 shows the combination of three p orbitals lying at the same level of energy; in a more general scheme with different starting closed-shell fragments, the combined p orbitals lie at different energy levels with the consequence that they will contribute differently to each molecular orbital in the resulting three-body system. In particular, if the combined p orbital of one of the two external atoms lies at an energy level quite different from that of the p orbitals of the other two atoms, its contribution to the bonding MO will be poor with a consequent unbalancing of the two bonds. This case is normally better described with the charge-transfer model, which corresponds to the interaction between a donor and a 2c-2e bond system.

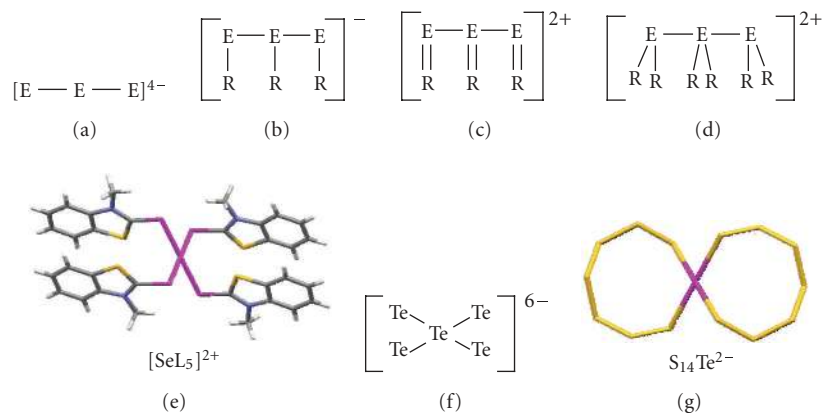
Another aspect that we must consider is the total charge brought by the final three-body system; it will depend only on the charges of the starting aligned closed-shell species. A very simple example is represented by the formation of the XeF_2 molecule according to a 3c-4e model: the three-closed shell species to be considered are 2 F^- and Xe ; by removing a couple of electrons the neutral XeF_2 molecule is generated. When three equal or different X^- ($X^- = \text{halide}$) are aligned, the resulting three-body system will be a trihalide monoanion.

The situation is much more complex for the formation of three-body systems from closed-shell species of 16th group elements, since the closed-shell species which can be combined can be both charged (E^{2-} , $R-E^-$) and neutral (R_2E and $R=E$, $R = \text{organic framework}$ and $E = \text{chalcogen atom}$).² In general, the alignment of three identical chalcogen species can afford three-body systems featuring very different charges, (a)–(d) in Scheme 6.

In principle, any combination of E^{2-} , $R-E^-$, R_2E , and $R=E$ species is possible, thus strongly increasing the variety of obtainable three-body systems. In addition, the central chalcogen atom of the three-body systems (a)–(d) reported in Scheme 6 can be aligned in turn to one or two other couples of closed-shell chalcogen species to form, after removal of 1 or 2 couples of electrons, systems featuring two ((e)–(g) in Scheme 6) or three orthogonal 3c-4e fragments, respectively. In this way we can explain the great variety of structural archetypes which contain a hypervalent chalcogen atom. The number of possible combinations further increases if mixed S, Se, and Te systems are also taken into account (see below).

Analogously to asymmetric trihalides, many asymmetric trichalcogen and mixed dichalcogen/halogen and chalcogen/dihalogen systems can be successfully described using the same charge-transfer model as that used for asymmetric trihalides. According to this model three-body systems arise from the interaction between a donor species (halide or chalcogen) and an acceptor species (dihalogen,

² In the case of 17th group elements, not only X^- but also $R'-X$ (R' represents a generic fragment featuring whichever element bonded to the halogen such as $C-X$, $P-X$, ...) closed-shell species could be considered in the formation of three-body systems; however, these cases are not considered here in order to limit the discussion.



SCHEME 6: Different three-body systems featuring aligned chalcogen atoms. In (e) L = N-methylbenzothiazole-2(3H)-selone.

dichalcogen, or chalcogen-halogen).³ Therefore, a trichalcogen arrangement derives from the $n(\text{E}) \rightarrow \sigma^*(\text{E}-\text{E})$ interaction between one of the above-mentioned closed-shell chalcogen species acting as a donor and the empty σ^* MO of a dichalcogen molecule acting as an acceptor. In the case of mixed halogen/chalcogen systems, depending on the starting species, different topologies of three-body systems can be obtained, such as E-X-Y, X-E-Y, E-E-X, and E-X-E (E = chalcogen, X, Y = halogen), which correspond to the well-known charge-transfer adducts between chalcogen donors and dihalogens (E-X-Y), “T-shaped” adducts of chalcogen donors (X-E-Y), dichalcogen molecules interacting with halides (E-E-X), and halogen(+) linearly coordinated by two chalcogen donor molecules (E-X-E).

3. TRIHALIDES

The Cambridge Structural Database (CSD) has been searched for discrete trihalides fragments contained in deposited crystal structures; the results of the search are collected in Table 1.⁴

The triiodides are the most numerous and the scatter plot of the corresponding two I-I bond lengths is shown in Figure 1.

The literature related to triiodides has been omitted here and we refer to the paper by Svensson and Kloo [3]. Although several data are spread apart in the scatter plot,⁵ the majority of them are concentrated in the region corresponding to symmetric or weakly asymmetric triiodides. It is important to point out that an analogous correlation is found for Br_3^- anions (see Figure 2) [44–109] while for other trihalides, such as ICl_2^- (Figure 3) [115–152] and IBr_2^- (Figure 4)

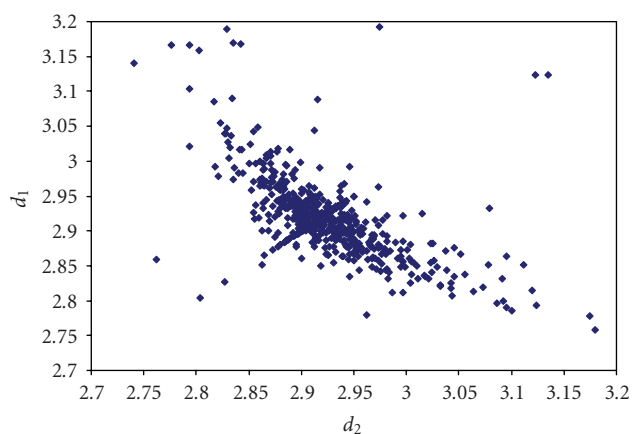


FIGURE 1: Scatter plot of d_1 versus d_2 for linear (angle $> 165^\circ$) triiodides from a search of the CSD (608 structures containing 815 fragments). The mean bond lengthening is 9.7% with respect to the sum of the covalent radii.

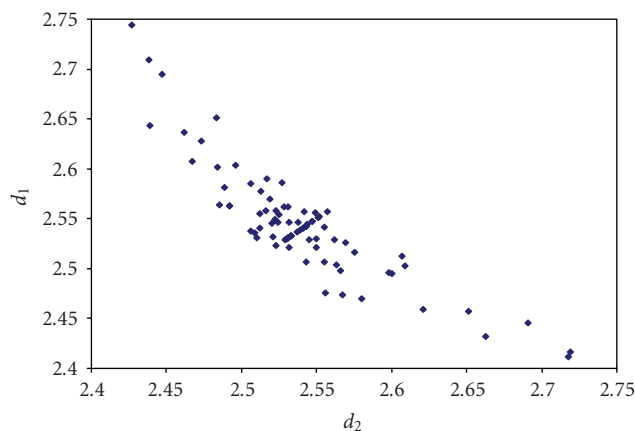


FIGURE 2: Scatter plot of d_1 versus d_2 for linear (angle $> 165^\circ$) triiodides from a search of the CSD (71 structures containing 86 fragments). The mean bond lengthening is 11.3% with respect to the sum of the covalent radii.

³ As an exception, we will also consider the *pseudo*-halogens X-CN (X = halogen atom, see below in the last section).

⁴ Only covalent bonded linear X-Y-Z fragments (angles $> 165^\circ$) have been considered in subsequent analyses.

⁵ A discussion on the factors responsible for the spreading of some data out of the correlation in Figure 1 is out of the aim of this work.

TABLE 1: Occurrence of linear isolated trihalide X–Y–Z fragments crystallographically characterized from a search of the Cambridge Structural Database (number of crystal structures in parentheses).

		Y–Z =					
		I–I	I–Br	I–Cl	Br–Br	Br–Cl	Cl–Cl
X =	I	809 (608) ^(a)	*	*	—	—	—
	Br	5 ^(b)	56 (40) ^(c)	*	86 (71) ^(d)	—	—
	Cl	2 ^(e)	4 ^(f)	55 (46) ^(g)	—	1 ^(h)	6 ⁽ⁱ⁾

^(a)For the references of triiodides see [3]. ^(b)References [8–11]. ^(c)References [12–43]. ^(d)References [15, 44–109].

^(e)References [10, 110, 111]. ^(f)References [112–114]. ^(g)References [32, 35, 43, 110, 111, 114–152]. ^(h)Reference [153].

⁽ⁱ⁾References [154–160]. *These fragments are already considered in the table.

TABLE 2: Structural features of all the less common X–Z–Y linear trihalides characterized by X-ray diffraction analysis.

Compound reference code	X	Z	Y	$d(X-Z)$ (Å)	$d(Z-Y)$ (Å)	$\angle X-Z-Y(^{\circ})^*$	References
CUPTIQ	Cl	Cl	Cl	2.182	2.394	177.7	[154, 155]
DEGLIK	Cl	Cl	Cl	2.248	2.338	177.5	[156]
PHASCL	Cl	Cl	Cl	2.227	2.306	177.4	[157]
UHUQAP	Cl	Cl	Cl	2.144	2.419	178.1	[158]
ZEHTIP	Cl	Cl	Cl	2.262	2.307	178.4	[160]
TEACBR	Cl	Br	Cl	2.379	2.401	176.8	[153]
DOBTUJ	Cl	I	Br	2.648	2.651	179.6	[112]
DOBTUJ04	Cl	I	Br	2.670	2.675	179.4	[113]
DOBTUJ07	Cl	I	Br	2.673	2.665	179.6	[114]
DOBTUJ08	Cl	I	Br	2.670	2.662	179.8	[114]
BEQXEA	I	I	Cl	2.737	3.040	172.1	[110]
LAC PUB	I	I	Cl	2.765	2.739	179.3	[111]
EKIHEL	I	I	Br	2.890	2.906	178.7	[8]
EYOVAP	I	I	Br	2.857	2.950	179.3	[9]
LACQAI	I	I	Br	2.775	2.856	178.7	[10]
LACQUEM	I	I	Br	2.780	2.857	176.6	[10]
WOPGOX	I	I	Br	2.786	2.794	179.2	[11]

*The angle values are rounded off to the first decimal digit.

[12–43], the corresponding scatter plots show a much less evident correlation. The structurally characterized Cl_3^- fragments [154–160] are less than Br_3^- and I_3^- ones, and no bond length correlation diagram is presented for them. Except for the case reported by Gorge et al. [159] in which the two terminal chlorine atoms have significant contacts with two nitrogen atoms, in the other six reported structures containing the Cl_3^- anion the two bonds are differently elongated, being 2.144/2.419 Å the bond distances found in the more asymmetric case (see Table 2). The number of structurally characterized mixed trihalides featuring two different terminal halogens (I–I–Br[−] [8–11], I–I–Cl[−] [110, 111],

Cl–I–Br[−] [112–114]) is very small, and a unique example of Cl–Br–Cl[−] is reported in the literature (Tables 1 and 2) [153]. Among the considered fragments, we wish to emphasize the structural changes occurring on changing one of the terminal halogen from Cl, to Br and to I. Consider, for example, the I–Cl bond length in different trihalides: $d(\text{I–Cl})$ increases on passing from the symmetric Cl–I–Cl[−] (mean value 2.53 Å) to Cl–I–Br[−] (mean value 2.663 Å, Table 2) and Cl–I–I[−] (mean value 2.889 Å, Table 2) indicating an increase in the ionic character of this bond when the other terminal halogen changes from Cl to Br and to I. However, in all cases, the I–Cl bond lengths are

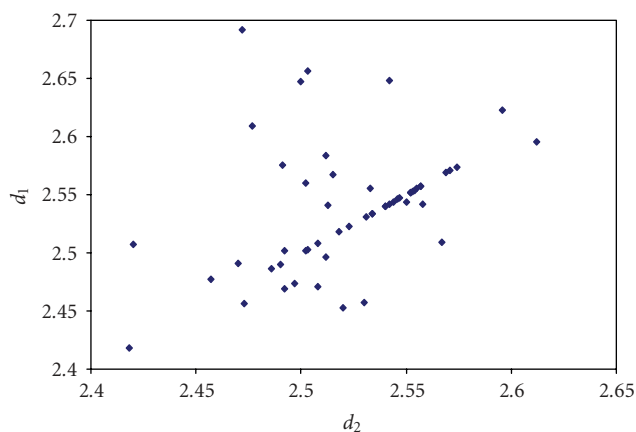


FIGURE 3: Scatter plot of d_1 versus d_2 for linear (angle $> 165^\circ$) iododichlorides from a search of the CSD (46 structures containing 55 fragments). The mean bond lengthening is 9.2% with respect to the sum of the covalent radii.

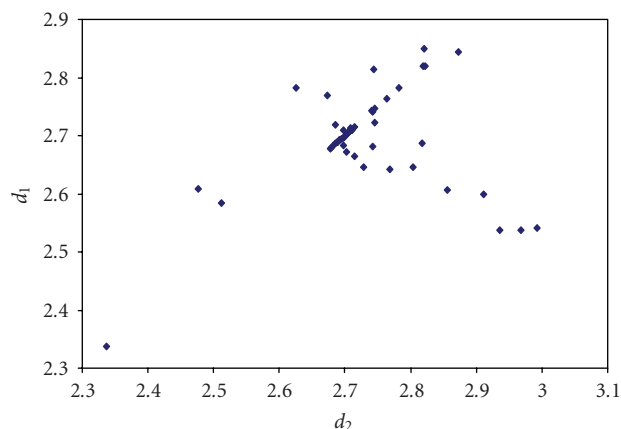


FIGURE 4: Scatter plot of d_1 versus d_2 for linear (angle $> 165^\circ$) iododibromides from a search of the CSD (40 structures containing 56 fragments). The mean bond lengthening is 9.7% with respect to the sum of the covalent radii.

strongly elongated with respect to the sum of the covalent radii (2.39 Å) [161] but remain fairly shorter than the sum of the van der Waals radii (3.73 Å) [161]. The structural features of $\text{I}-\text{I}-\text{Cl}^-$ and $\text{I}-\text{I}-\text{Br}^-$ (Table 2) indicate that the bond distance of the central atom with the lighter halogen is always longer than the $\text{I}-\text{I}$ distance, in accordance with a different ionic character of the two bonds. In terms of the 3c-4e model (Scheme 1), the p orbitals of the two terminal halogens do not contribute equally to the three molecular orbitals of the three-body systems $\text{I}-\text{I}-\text{X}^-$ ($\text{X} = \text{Cl}, \text{Br}, \text{I}$). In fact, the p orbital of the terminal atom featuring the better energy match with the p orbital of the central halogen will contribute more to the bonding MO; vice versa, the other halogen will mainly contribute to the nonbonding MO, thus carrying most of the negative charge. As a consequence, the bond orders of the two bonds diverge from the value of 0.5, one increasing towards the value of 1 ($\text{I}-\text{I}$), and the other decreasing towards the value of 0 ($\text{I}-\text{X}$). In terms of the charge-

transfer model (Scheme 2), asymmetric trihalides of the type $\text{X}-\text{Z} \cdots \text{Y}^-$ derive from the donor/acceptor interaction between the halide (Y^-) and the acceptor species ($\text{X}-\text{Z}$); the strength of this interaction will depend on the reciprocal energy levels of the combining orbitals (p of the halide and σ^* MO of the dihalogen molecule).

However, in all trihalides, independently of the different polarization of the two bonds the sum of the bond lengths ($d_{\text{X}-\text{Z}} + d_{\text{Z}-\text{Y}}$) is always at least 9% longer than the sum of the covalent radii of the involved atoms, thus indicating a hypervalent state of the central halogen.

4. TRICHALCOGEN(IDE)S

Table 3 collects the occurrence of linear $\text{E}-\text{E}'-\text{E}''$ ($\text{E}, \text{E}', \text{E}'' = \text{chalcogen atom}$) trichalcogen organic fragments found in structurally characterized compounds, as retrieved from a search of the Cambridge Structural Database (CSD) by imposing either the presence of two covalent bonds between the chalcogen atoms or the presence of one covalent bond and a nonbonding contact shorter than $\Sigma r_{\text{vdw}} - 0.3 \text{ \AA}$ ($\text{E} \cdots \text{E}'-\text{E}''$ and $\text{E}-\text{E}' \cdots \text{E}''$ fragments). In both searches, the linearity of the fragment has been imposed ($\angle \text{E}-\text{E}'-\text{E}'' > 165^\circ$).

As one can see, some combinations of trichalcogen systems have never been reported and some others have been found only in a limited number of structures (Table 4).

The scatter plots of $d(\text{E}-\text{E}')$ versus $d(\text{E}'-\text{E}'')$ for all trichalcogen fragments present in numerous crystal structures are shown in Figures 5–9.

Similar to what found for trihalides, linear trichalcogen systems can vary from symmetric to very asymmetric ones, but always feature strongly correlated $d(\text{E}-\text{E}')$ and $d(\text{E}'-\text{E}'')$ bond lengths. This indicates that also in linear trichalcogen $\text{E}-\text{E}'-\text{E}''$ organic fragments the potential energy hole should be fairly flat, being the chemical surrounding of the chalcogen atoms and the crystal packing effects able to freeze different structural situations. As mentioned above, in the case of 16th group elements, different closed-shell chalcogen species can interact to afford different types of linear trichalcogen systems (Scheme 6). However, since the analysis of all linear trichalcogen systems would go beyond the aim of this work, we will focus our attention only on some of them. When the closed-shell species are three E^{2-} anions, the corresponding three-body systems will be E_3^{4-} . Indeed, the linear Te_3^{4-} , together with the “T-shaped” TeTe_3^{4-} , and the square-planar TeTe_4^{6-} anions are considered fundamental building units of numerous polytellurides [359]. The $\text{Te}-\text{Te}$ bond distances in such tellurides show elongation of about 13% with respect to the sum of the covalent radii and are typical for 3c-4e bonds [359]. A symmetric $(\text{Se}_3)^{4-}$ ion was identified for the first time in the samarium/selenide cluster $\{[(\text{C}_5\text{Me}_5)\text{Sm}]_6\text{Se}_{11}\}$ [334], and considered a species isoelectronic to I_3^- . The $\text{Se}-\text{Se}$ bond length in this system (2.749 Å) is much longer than the mean bond length in $(\text{Se}_2)^{2-}$ species (2.37 Å). This was justified by analogy with the couple I_2/I_3^- . Linear $[\text{E}-\text{E} \cdots \text{E}]^{4-}$ systems ($\text{E} = \text{S}, \text{Se}$) have been found in Mo and W clusters

TABLE 3: Occurrence of linear trichalcogen E–E′–E′′, E ··· E′–E′′, and E–E′ ··· E′′ fragments crystallographically characterized from a search of the Cambridge Structural Database (number of crystal structures in parentheses).

		E′–E′′ =					
		Te–Te	Te–Se	Te–S	Se–Se	Se–S	S–S
E =	S	3 (2) ^(a)	4 (3) ^(b)	207 (141) ^(c)	12 (7) ^(d)	16 (9) ^(e)	100 (64) ^(f)
	Se	2 (2) ^(g)	41 (24) ^(h)	*	64 (43) ⁽ⁱ⁾	*	—
	Te	39 (27) ⁽¹⁾	*	*	—	—	—

^(a)References [162, 163]. ^(b)Reference [164]. ^(c)References [164–250]. ^(d)References [251–256]. ^(e)References [251, 256–264].

^(f)References [265–314]. ^(g)References [315, 316]. ^(h)References [162, 165, 174, 181, 183, 209, 216, 223, 228, 238, 317–323].

⁽ⁱ⁾References [201, 324–342]. ⁽¹⁾References [343–356]. *These fragments are already considered in the table.

TABLE 4: Structural features of less common E–E′–E′′, E ··· E′–E′′, or E–E′ ··· E′′ trichalcogenides characterized by X-ray diffraction analysis.

Compound reference code	E	E′	E′′	$d(E-E′)$ (Å)	$d(E′-E′′)$ (Å)	$\angle E-E′-E′′$ (°) ^(b)	References
BUWZUO	S	Se	S	2.266 ^(a)	3.001 ^(a)	172.2 ^(a)	[259]
CEQKUE	S	Se	S	2.549	2.549	180.0	[260]
CUNWAJ	S	Se	S	2.534 ^(a)	2.534 ^(a)	180.0 ^(a)	[261]
DUBKUG	S	Se	S	2.846 ^(a)	2.295 ^(a)	173.7 ^(a)	[262]
FIKYUT	S	Se	S	2.467	2.371	170.0	[251]
KARZIM	S	Se	S	2.896 ^(a)	2.282 ^(a)	172.0 ^(a)	[263]
SETIOP	S	Se	S	2.446	2.446	169.7	[264]
WAXMAJ	S	Se	S	3.302 ^(a)	2.229 ^(a)	169.2 ^(a)	[256]
ZZZELOW01	S	Se	S	3.341	2.210	169.6	[257]
SOSNIX	S	Se	Se	3.002 ^(a)	2.308 ^(a)	167.3 ^(a)	[253]
SOSNOD	S	Se	Se	2.977 ^(a)	2.312 ^(a)	167.3 ^(a)	[253]
NPHSET	S	Se	Se	2.244	3.492	165.4	[254]
WADVOM	S	Se	Se	2.223	2.985	168.6	[255]
WAXMAJ	S	Se	Se	2.189	3.404	165.9	[256]
FIKYON	S	Se	Se	2.508	2.472	171.3	[251]
ZENJEH	S	Se	Se	2.498	2.466	173.6	[252]
FEZHIB	S	Te	Se	3.163	2.536	167.9	[162]
FEZHUN	S	Te	Se	2.592	2.872	175.3	[162]
FEZJEZ	S	Te	Se	3.002 ^(a)	2.609 ^(a)	173.4 ^(a)	[164]
JOXYIE	S	Te	Te	3.508 ^(a)	2.734 ^(a)	170.4 ^(a)	[162]
SISQUG	S	Te	Te	2.473	3.347	169.2	[163]
SEURBR ^(c)	Se	Se	Se	2.712	2.624	173.9	[337]
SEURSL ^(c)	Se	Se	Se	2.664	2.634	168.3	[339]
SECLUR ^(c)	Se	Se	Se	2.717	2.597	173.8	[337]
BAWFUA	Se	Te	Te	2.561	3.611	176.1	[315]
YOMRIB	Se	Te	Te	2.468	3.559	173.3	[316]
ZONWOO	O	Se	Se	2.427 ^(d)	2.39	165.0	[357, 358]

^(a)Mean values. ^(b)The angle values are rounded off to the first decimal digit.

^(c)Triselenourea dications with different counterions. ^(d) $d(O \cdots Se)$.

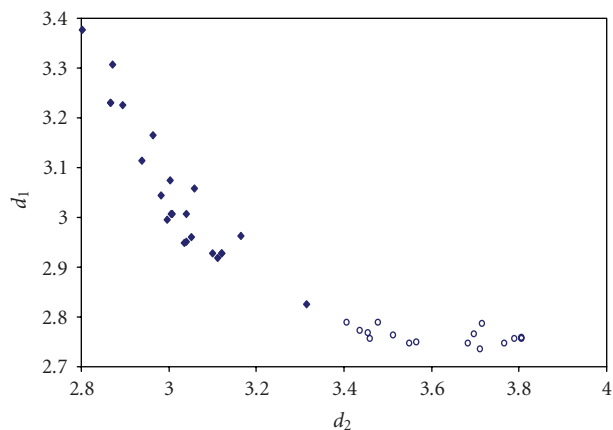


FIGURE 5: Scatter plot of d_1 versus d_2 for linear (angle $> 165^\circ$) Te–Te–Te fragments from a search of the CSD. The symbol (\blacklozenge) refers to the 23 Te–Te–Te fragments (19 structures) featuring bond distances ranging from Σr_{cov} to $(\Sigma r_{\text{vdw}} - 0.6)$; the symbol (\circ) refers to the 16 Te \cdots Te–Te fragments (12 structures) featuring Te \cdots Te contact distances shorter than $(\Sigma r_{\text{vdw}} - 0.3)$. The mean bond lengthening within Te–Te–Te fragments is 11.5% (17.2% on Te \cdots Te–Te fragments) with respect to the sum of the covalent radii.

[257, 335] containing two $[M_3(\mu_3\text{-E})(\mu\text{-E}_2)_3(\text{dte})_3]^+$ cores ($M = \text{Mo}, \text{E} = \text{S}, \text{Se}; M = \text{W}, \text{E} = \text{Se}$) linked via an E^{2-} anion; these arrangements have been described as $\mu\text{-E}_2^{2-}$ dichalcogenides interacting with E^{2-} at significantly short distances. In the case of selenium clusters [335], the two Se–Se bonds are 2.355 Å and 2.816 Å for the Mo cluster and 2.38 Å and 2.93 Å (mean values) for the W one, the short distances being only slightly elongated with respect to the Se–Se bond length in diselenides (2.34 Å). As found for strongly asymmetric trihalides, which are better described as an X^- anion interacting with an X_2 molecule ($\text{X}^- \cdots \text{X}_2$), the trichalcogen systems in which the two bonds assume very different bond orders should be better described as a chalcogen donor (in the present case E^{2-}) interacting with the σ^* antibonding molecular orbital of a dichalcogen species [$n(\text{E}) \rightarrow \sigma^*(\text{E}-\text{E})$, in the present case E_2^{2-}]. In other words, the interaction should occur between a chalcogen donor and a 2c-2e dichalcogen bond system. In general, depending on the starting chalcogen donor and dichalcogen acceptor species, these trichalcogen systems can carry a variable charge, from negative values as in the above cases, up to 2+ when the donor species is a neutral molecule and the acceptor a dichalcogen dication.

Several monoanionic structures of the type $(\text{R}-\text{E})_3^-$, arising from three aligned $\text{R}-\text{E}^-$ anions, for example, $(\text{Ph}-\text{Te})_3^-$ [343, 356], or $[(\text{CN})\text{Se}-\text{Se}(\text{Ph})-\text{Se}(\text{CN})]^-$ [209], have been reported. Numerous are the hypervalent chalcogen compounds deriving from a neutral species interacting with two negatively charged monochalcogenides such as the case of 2,5-bis(morpholino-N)-4a-phenyl-1,3a,6,6a-tetrahydro-1,6,6a-triseleno-4a λ^4 -phospha-3,4-diazapentalene [332], or from a chalcogenide(2-) interacting with neutral molecules to form 1 or more 3c-4e

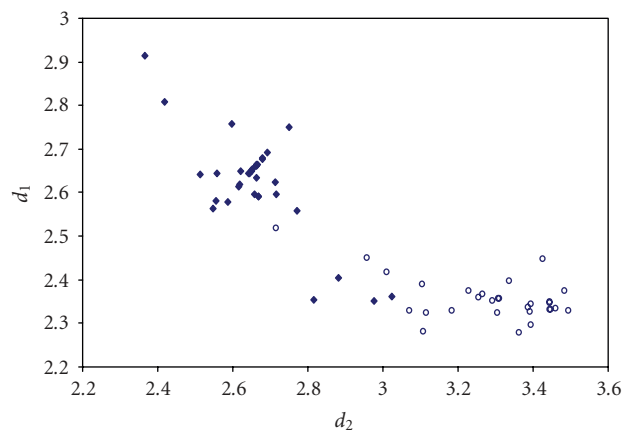


FIGURE 6: Scatter plot of d_1 versus d_2 for linear (angle $> 165^\circ$) Se–Se–Se fragments from a search of the CSD. The symbol (\blacklozenge) refers to the 35 Se–Se–Se fragments (22 structures) featuring bond distances ranging from Σr_{cov} to $(\Sigma r_{\text{vdw}} - 0.6)$; the symbol (\circ) refers to the 29 Se \cdots Se–Se fragments (21 structures) featuring Se \cdots Se contact distances shorter than $(\Sigma r_{\text{vdw}} - 0.3)$. The mean bond lengthening within Se–Se–Se fragments is 13.9% (21.5% on Se \cdots Se–Se fragments) with respect to the sum of the covalent radii.

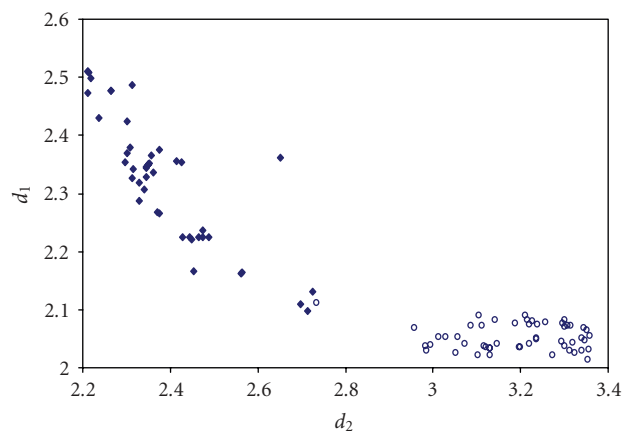


FIGURE 7: Scatter plot of d_1 versus d_2 for linear (angle $> 165^\circ$) S–S–S fragments from a search of the CSD. The symbol (\blacklozenge) refers to the 48 S–S–S fragments (40 structures) featuring bond distances ranging from Σr_{cov} to $(\Sigma r_{\text{vdw}} - 0.6)$; the symbol (\circ) refers to the 52 S \cdots S–S fragments (24 structures) featuring S \cdots S contact distances shorter than $(\Sigma r_{\text{vdw}} - 0.3)$. The mean bond lengthening within S–S–S fragments is 15.5% (28.6% on S \cdots S–S fragments) with respect to the sum of the covalent radii.

systems, as in the case of the tetrakis(N-methylbenzothiazole-2(3H)-selone)selenium(2+) dication reported by us in which two orthogonal 3c-4e fragments are present [342]. Particularly interesting are the two organic compounds FIKYON [251] and ZENJEH [252] (Table 4) containing the linear Se–Se–S arrangement. In fact, in both cases, the Se–Se bond is shorter than the Se–S one due to the poor energy match between the orbital of the central Se atom and that of the peripheral S atom. When the closed-shell

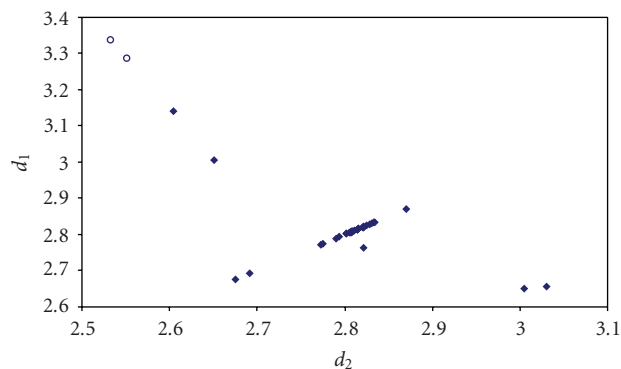


FIGURE 8: Scatter plot of d_1 versus d_2 for linear (angle $> 165^\circ$) Se–Te–Se fragments from a search of the CSD. The symbol (◆) refers to the 39 Se–Te–Se fragments (22 structures) featuring bond distances ranging from Σr_{cov} to $(\Sigma r_{\text{vdw}} - 0.6)$; the symbol (○) refers to the 2 Se···Te–Se fragments (2 structures) featuring Se···Te contact distances shorter than $(\Sigma r_{\text{vdw}} - 0.3)$. The mean bond lengthening within Se–Te–Se fragments is 11.5% (16.1% on Se···Te–Se fragments) with respect to the sum of the covalent radii.

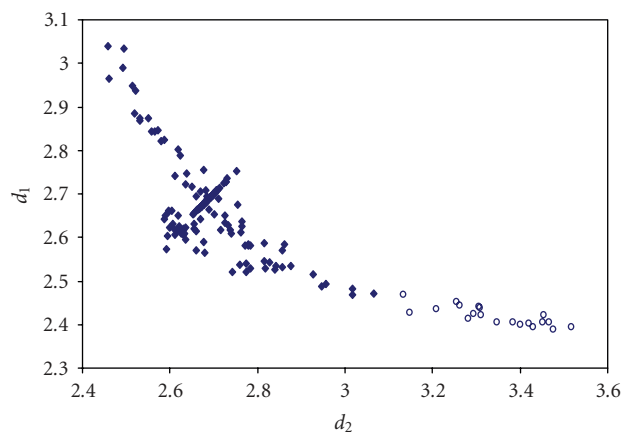


FIGURE 9: Scatter plot of d_1 versus d_2 for linear (angle $> 165^\circ$) S–Te–S fragments from a search of the CSD. The symbol (◆) refers to the 187 S–Te–S fragments (127 structures) featuring bond distances ranging from Σr_{cov} to $(\Sigma r_{\text{vdw}} - 0.6)$; the symbol (○) refers to the 20 S···Te–S fragments (14 structures) featuring S···Te contact distances shorter than $(\Sigma r_{\text{vdw}} - 0.3)$. The mean bond lengthening within S–Te–S fragments is 12.6% (21.0% on S···Te–S fragments) with respect to the sum of the covalent radii.

species are S-, Se-, or Te-containing neutral molecules, dicationic species will be generated having the central atom in a hypervalent state. Among these systems, those having three S–S–S aligned sulphur atoms [265–314] have been found only in the class of the pincer-type molecules, with the central sulphur able to bind or to move apart the terminal ones by oxidation/reduction processes. It is noteworthy to observe that most of the molecules belonging to the E–E′–E pincer-type arrangements and many other trichalcogen systems are fairly symmetric, even if examples of strongly asymmetric situations are also numerous.

Although our discussion is limited to the structural features of linear trichalcogen fragments (various combinations of S, Se, and Te), we have also included in Table 4 the only known example of an organic dichalcogen dication system having a strong contact with an oxygen atom [357, 358]. X-ray analysis of this dication confirmed the linear geometry of the O–Se–Se moiety (165°) and an Se–Se bond (2.39 Å) which, similarly to what found in the above-described Mo and W clusters [257, 335], is only slightly elongated with respect to an Se–Se bond in diselenides (2.34 Å). This compound represents a good example of a hypervalent selenium compound having the two bonds strongly unbalanced (bond orders very far from the value of 0.5 expected for a balanced 3c–4e bond system). For this reason it resembles many other similar systems, such as the adduct of N,N′-dimethylimidazole-2-selone with the *pseudo*-halogen ICN recently reported by us (see below in the last section); in both cases, one of the bonds tends to be a single bond, while the other bond is very elongated and tends to assume a purely ionic character.

5. DICHALCOGEN-HALIDES

Two chalcogen and one halogen atoms as closed-shell species can be aligned in only two possible ways: the halogen in the terminal (E–E′–X) or in the central (E–X–E′) position. Both arrangements are known and they will be discussed separately.

5.1. E–E′–X fragments

Table 5 shows the number of linear E–E′–X fragments crystallographically characterized from a search of the Cambridge Structural Database, by imposing the linearity of the system ($\angle \text{E–E′–X}$ angle $> 165^\circ$) and either the presence of two covalent E–E′ and E′–X bonds or the presence of one E–E′ covalent bond and one E′···X nonbonding contact shorter than $\Sigma r_{\text{vdw}} - 0.3$ Å.

It is interesting to note that in the case of the S–S–X fragment (X = Cl, Br, I) the number of structures characterized by the presence of a linear S–S···X moiety is considerably higher than that featuring the S–S–X one (17 versus 4). Fragments having fairly covalent bonds have been found exclusively as part of some molybdenum clusters [390, 391, 399, 401, 445–447]. These clusters are very similar to those previously described in the discussion of trichalcogenides species, with the difference that the halide takes the place of the bridging E²⁻ anion. On the basis of their insolubility in water and their solubility in the common organic solvents, the authors concluded that the S–X bonds should be prevalently covalent in character. In fact, their structural features seem to be consistent with the presence of an [S–S–X]³⁻ anion, deriving from the removal of a couple of electrons from the aligned S²⁻, S²⁻, and X⁻ closed-shell species. The sum of the S–S and S–X bond lengths in these fragments is about 23% longer than the sum of the covalent radii and about 31% shorter than the sum of the van der Waals radii, in agreement with a 3c–4e bond model. The scatter plots of $d(\text{S–S})$ versus

TABLE 5: Occurrence of linear E-E'-X and E-E' ··· X fragments crystallographically characterized from a search of the Cambridge Structural Database (number of crystal structures in parentheses).^(a)

		E-E' =					
		Te-Te	Se-Te	S-Te	Se-Se	S-Se	S-S
X =	Cl	6 (3) ^(b)	5 (5) ^(c)	53 (39) ^(d)	11 (8) ^(e)	7 (6) ^(f)	49 (21) ^(g)
	Br	—	17 (11) ^(h)	35 (26) ⁽ⁱ⁾	23 (11) ^(j)	4 (2) ^(k)	47 (17) ^(l)
	I	19 (7) ^(m)	4 (4) ⁽ⁿ⁾	20 (19) ^(o)	5 (3) ^(p)	3 (1) ^(q)	32 (19) ^(r)

^(a)Most of the structures have been found by imposing the presence of at least a contact between the E-E' and X fragments (E-E' ··· X) shorter than ($\Sigma r_{vdw} - 0.6$). ^(b)References [360–362]. ^(c)References [317, 318, 363–365].

^(d)References [173, 174, 188–190, 194, 200, 204, 205, 212, 213, 235, 244, 317, 363, 366–381]. ^(e)References [38, 360, 382–385].

^(f)References [260, 386–389]. ^(g)References [390–410]. ^(h)References [317, 363, 364, 370, 411, 412].

⁽ⁱ⁾References [182, 196, 207, 212, 213, 232, 235, 317, 363, 365, 367, 372, 373, 377, 379, 413–418]. ^(j)References [38, 398, 419–425].

^(k)Reference [386]. ^(l)References [398, 405, 426–433]. ^(m)References [434–438]. ⁽ⁿ⁾References [214, 364, 439, 440].

^(o)References [200, 213, 214, 235, 317, 372, 373, 378, 440–443]. ^(p)References [38, 444]. ^(q)Reference [383]. ^(r)References [399, 445–458].

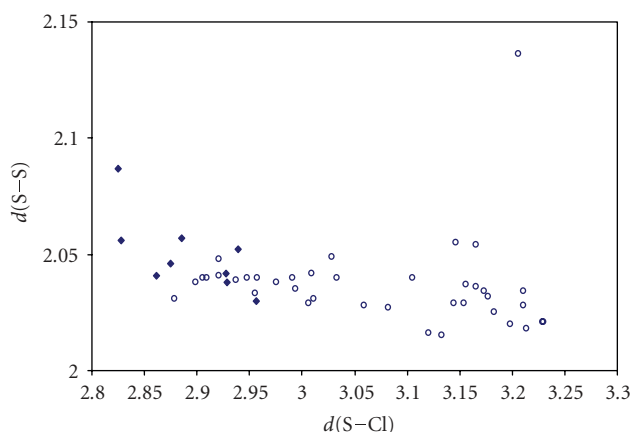


FIGURE 10: Scatter plot of $d(S-S)$ versus $d(S-Cl)$ for linear (angle $> 165^\circ$) S-S-Cl fragments from a search of the CSD. The symbol (◆) refers to the 10 S-S-Cl fragments (4 structures) featuring bond distances ranging from Σr_{cov} to ($\Sigma r_{vdw} - 0.6$); the symbol (○) refers to the 39 S-S···Cl fragments (17 structures) featuring S···Cl contact distances shorter than ($\Sigma r_{vdw} - 0.3$). The mean bond lengthening within S-S-Cl fragments is 21.5% (26.1% on S-S···Cl fragments) with respect to the sum of the covalent radii.

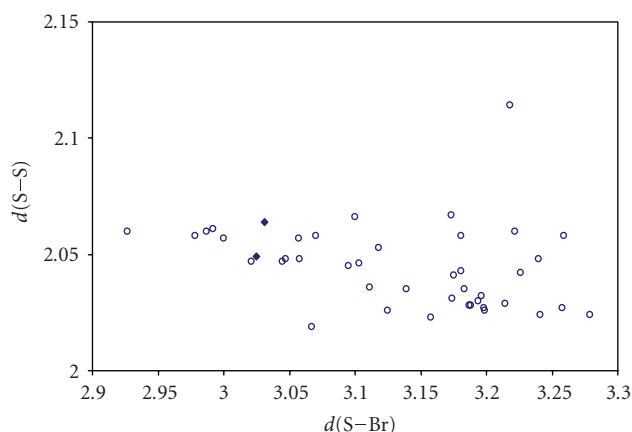


FIGURE 11: Scatter plot of $d(S-S)$ versus $d(S-Br)$ for linear (angle $> 165^\circ$) S-S-Br fragments from a search of the CSD. The symbol (◆) refers to the 2 S-S-Br fragments (1 structure) featuring bond distances ranging from Σr_{cov} to ($\Sigma r_{vdw} - 0.6$); the symbol (○) refers to the 45 S-S···Br fragments (16 structures) featuring S···Br contact distances shorter than ($\Sigma r_{vdw} - 0.3$). The mean bond lengthening within S-S-Br fragments is 21.1% (23.7% on S-S···Br fragments) with respect to the sum of the covalent radii.

$d(S-X)$ for both S-S-X and S-S···X (X = Cl, Br, I) fragments are shown in Figures 10, 11, and 12.

It appears very clear from the figures that the points (◆) related to the S-S-X fragments are not enough to establish the existence of a correlation between the two bond distances, and those (○) related to the S-S···X fragments do not fit any correlation, since the S-S bond distances range in a very small interval of values around 2.05 Å (1.02 Å is the covalent radius of S), and the S···X contacts in a very wide interval of distances. These observations are more consistent with a description of these systems as deriving from donor/acceptor interactions between one of the p orbitals of X^- and the σ^* antibonding MO on the S-S system. In these systems the energy-match between the lone pair of X^- and the σ^* MO on S_2^{2-} is very poor. The weak interaction is reflected in the corresponding very low lengthening of the S-S bond.

Numerous crystal structures have been reported in the literature that feature linear S-Te-X (X = Cl, Br, I) systems (references are collected in Table 5). Contrary to what found on searching the CSD for S-S-X fragments, for these linear arrangements, almost all the fragments feature covalent S-Te and Te-X bonds (S-Te-X systems). Only one structure containing an S-Te···Cl [244] moiety has been found by searching for S-Te···X systems [$\Sigma r_{cov} - 0.6 < d(T···X) < (\Sigma r_{vdw} - 0.3)$]. As shown in Figures 13, 14, and 15, for these three series of compounds the two bonds are strictly correlated in wide ranges of variability.

The sum of S-Te and Te-X bond distances within these three-body systems is 10.8%, 11.6%, and 7.3% longer than the sum of the covalent radii for X = Cl, Br, and I, respectively, in good agreement with the hypervalent nature of the central tellurium atom. The other mixed dichalcogen fragments bonded to a halide, characterized by X-ray diffraction, are very few and they are collected in Table 6.

TABLE 6: Structural features of the less common E–E'–X and E–E' ··· X (E, E' = S, Se, X = halogen) linear three-body systems and of some selected E–E'–X (E = S, Se, E' = Te, X = halogen) fragments.

Compound reference code	E	E'	X	$d(\text{E}-\text{E}')$ (Å)	$d(\text{E}'-\text{X})$ (Å)	$\angle \text{E}-\text{E}'-\text{X}$ (°) [§]	References
BOYXAO10	S	S	Cl	2.040*	2.915*	169.6*	[390]
FAVDUB	S	S	Cl	2.053*	2.863*	166.9*	[391]
KOJHOG	S	S	Cl	2.047*	2.933*	170.4	[399]
PIGWIL	S	S	Cl	2.087	2.825	165.1	[401]
				2.179	2.573	168.3	
KOJHUM	S	S	Br	2.056*	3.028*	171.5*	[399]
CIKHU210	S	S	I	2.057*	3.168*	171.2*	[445]
JAKWAT	S	S	I	2.057*	3.150*	173.1*	[446]
KOJJJEY	S	S	I	2.066*	3.175*	172.6*	[399]
PEHHOZ	S	S	I	2.051	3.180	172.8	[447]
QADHOS	S	Se	I	2.218*	3.149*	168.3*	[383]
MURXOM	S	Se	Br	2.285*	3.007*	175.0*	[386]
MURYAZ	S	Se	Br	2.258*	3.094*	174.3*	[386]
MURXIG	S	Se	Cl	2.273*	2.920*	174.8*	[386]
MURXUS	S	Se	Cl	2.252	2.976	172.8	[386]
CEQKOY	S	Se	Cl	2.215	3.276	178.5	[260]
KAXWEL	S	Se	Cl	2.293	3.237	168.8	[387]
NEDBAZ	S	Se	Cl	2.136	3.212	171.9	[389]
TAVXET	Se	Se	Cl	2.440	2.778	172.1	[38]
TAVXIX	Se	Se	Br	2.424	2.830	166.7	[38]
PEBPUH	Se	Se	Br	2.403	3.036	174.2	[419]
WOHDUS	Se	Se	Br	2.529*	2.689*	174.4*	[420]
EZOYIB	Se	Te	I	2.906	2.889	177.7	[439]
FOBCEE	Se	Te	I	2.618	3.251	173.5	[364]
ISEUTE	Se	Te	I	2.679	3.095	177.3	[440]
ROMXEW	Se	Te	I	2.721	2.967	177.5	[214]
BSEUTE	Se	Te	Br	2.616	3.054	175.6	[370]
DEVHAN	Se	Te	Br	2.769	2.761	175.2	[363]
FOBBIH	Se	Te	Br	2.678	2.898	173.9	[317]
FOBBIH01	Se	Te	Br	2.673*	2.907*	173.7*	[317]
FOBCAA	Se	Te	Br	2.572*	3.096*	172.9*	[364]
FOBCAA01	Se	Te	Br	2.582	3.086	174.0	[364]
FOBCAB	Se	Te	Br	2.648	2.854	174.8	[364]
KIKPID	Se	Te	Br	2.496*	3.244*	168.6*	[411]
NAHWIC	Se	Te	Br	2.704*	2.810*	175.0*	[412]
NAWOI	Se	Te	Br	2.763	2.744	177.0	[412]
FOWMAF	Se	Te	Br	2.540	3.289	174.3	[318]
DEVGUG	Se	Te	Cl	2.783	2.600	174.7	[363]
FOBBED	Se	Te	Cl	2.678	2.752	172.8	[317]
FOBBUT	Se	Te	Cl	2.664	2.701	175.6	[364]
GANHIM	Se	Te	Cl	2.592	2.972	171.6	[365]
BETDAG	Te	Te	I	3.283	2.814	166.7	[434]
HOJJJEV	Te	Te	I	3.163	2.831	176.1	[435]
HOJJJEV01	Te	Te	I	3.158	2.817	175.6	[436]
HOSCAT	Te	Te	I	2.669*	3.369*	169.0*	[437]
HOSCEX	Te	Te	I	2.644*	3.329*	167.8*	[437]

[§]The angle values are rounded off to the first decimal. *Mean values.

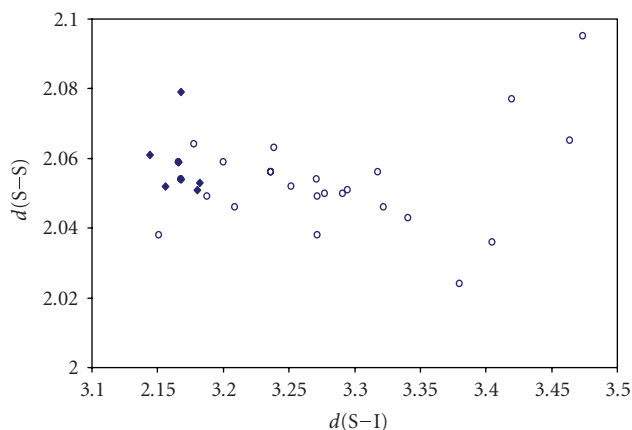


FIGURE 12: Scatter plot of $d(\text{S-S})$ versus $d(\text{S-I})$ for linear (angle $> 165^\circ$) S-S-I fragments from a search of the CSD. The symbol (◆) refers to the 7 S-S-I fragments (4 structures) featuring bond distances ranging from Σr_{cov} to $(\Sigma r_{\text{vdW}} - 0.6)$; the symbol (○) refers to the 25 S-S···I fragments (11 structures) featuring S···I contact distances shorter than $(\Sigma r_{\text{vdW}} - 0.3)$. The mean bond lengthening within S-S-I fragments is 19.2% (21.5% on S-S···I fragments) with respect to the sum of the covalent radii.

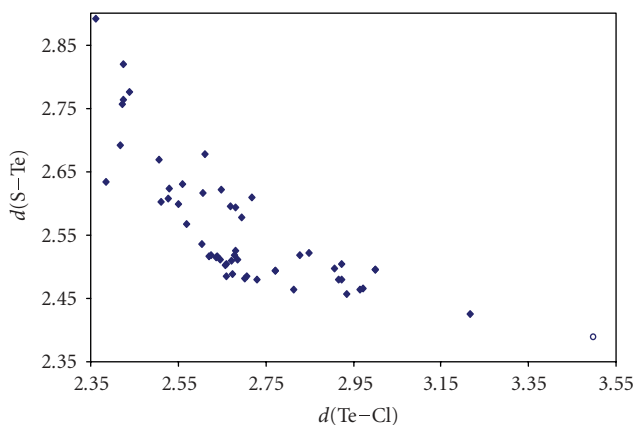


FIGURE 13: Scatter plot of $d(\text{S-Te})$ versus $d(\text{Te-Cl})$ for linear (angle $> 165^\circ$) S-Te-Cl fragments from a search of the CSD. The symbol (◆) refers to the 52 S-Te-Cl fragments (38 structures) featuring bond distances ranging from Σr_{cov} to $(\Sigma r_{\text{vdW}} - 0.6)$; the symbol (○) refers to the 1 S-Te···Cl fragment (1 structure) featuring Te···Cl contact distances shorter than $(\Sigma r_{\text{vdW}} - 0.3)$. The mean bond lengthening within S-Te-Cl fragments is 10.8% (24.5% on S-Te···Cl fragment) with respect to the sum of the covalent radii.

Differently from S-S-X, the S-Se-X fragments have been found in some dimeric structures with bridging halides [383, 386]. Also in these cases the sum of the S-Se and Se-X bond lengths shows elongation ($\sim 19\%$) with respect to the sum of the covalent radii, and shortening ($\sim 30\%$) with respect to the sum of the van der Waals radii. A certain number of structures characterized by the linear Se-Te-X system have also been found. It is noteworthy that the S-Te and Se-Te bonds get shortened as the Te-X bond becomes more ionic (on changing X from I to Br and to Cl, see the exam-

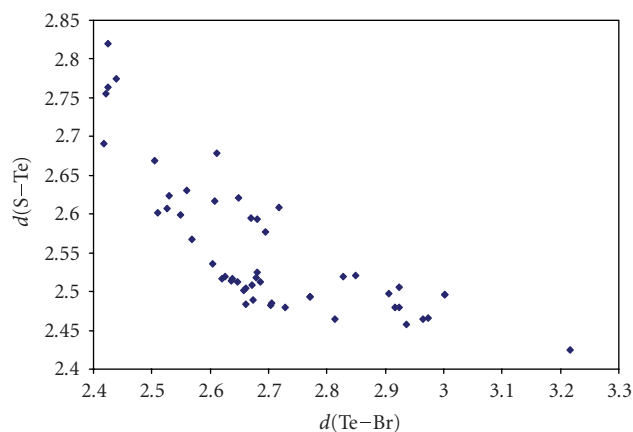


FIGURE 14: Scatter plot of $d(\text{S-Te})$ versus $d(\text{Te-Br})$ for the 52 linear (angle $> 165^\circ$) S-Te-Br fragments (38 structures) featuring bond distances ranging from Σr_{cov} to $(\Sigma r_{\text{vdW}} - 0.6)$ from a search of the CSD. The mean bond lengthening within S-Te-Br fragments is 11.6% with respect to the sum of the covalent radii.

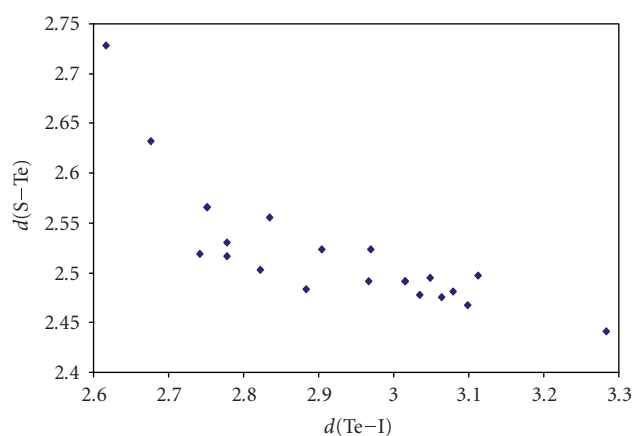


FIGURE 15: Scatter plot of $d(\text{S-Te})$ versus $d(\text{Te-I})$ for the 20 linear (angle $> 165^\circ$) S-Te-Br fragments (19 structures) featuring bond distances ranging from Σr_{cov} to $(\Sigma r_{\text{vdW}} - 0.6)$ from a search of the CSD. The mean bond lengthening within S-Te-Br fragments is 7.3% with respect to the sum of the covalent radii.

ples reported in Table 7), their bond orders approaching the value of 1.

In the case of the chloroderivatives E-Te···Cl (E = S, Se, Table 7), the S-Te and Se-Te bonds are only 0.077 Å and 0.080 Å longer than the sum of the covalent radii, making the structural features of these compounds similar to those of the fragments Se-Se···O [358] and NC-Se···I (see below in the last section). Finally, five structures containing the linear Te-Te-I arrangement have been reported in the literature; two of them [437] are inserted in molybdenum clusters in a fashion similar to that found for the S-S-X and Se-Se-X groups, two are arranged to form $(\text{Ph-Te-I})_4$

TABLE 7: Examples of the shortening of the S–Te and Se–Te bonds on passing from I to Br and to Cl derivatives.

	X	$d(\text{S-Te})$	References
$\text{cis}(\text{tu})_2\text{-Te-X}_2$	Cl	2.457 Å	[317]
		2.480	[377]
	Br	2.468	[377]
		2.476	[317]
	I	2.521	[317]
	X	$d(\text{Se-Te})$	References
$\text{R}_3\text{PSe-Te-X}^*$ Ph	Cl	2.600	[363]
	Br	2.769	[363]
	I	2.906	[439]

*R = morpholino for X = Cl and Br; R = butyl for X = I.

tetramers [435, 436] and only one, $(\text{Mes})_2\text{Te-Te}(\text{Mes})\text{-I}$ [434], can be considered as derived from the three aligned closed-shell Mes_2Te , MesTe^- , and I^- species, by the removal of a couple of electrons. The analysis of the structural features of all these fragments is consistent with their description as three-body systems, the central Te atom being hypervalent.

5.2. E–X–E' fragments

Table 8 collects the structural features of all the linear E–X–E' (E, E' = chalcogen atom; X = halogen) fragments found by searching the Cambridge Structural Database.

Systems of this type have been found with all the three halogens (Cl, Br, and I), and all the fragments have the same chalcogen (E = E') atom at the two sides of the halogen; no mixed species (E ≠ E') have been reported until now. Moreover, from the data in Table 8 it is interesting to note that with the exception of RIWDUW [473] which is polymeric and shows three different couples of fairly asymmetric Te–Cl bonds, all the other compounds feature the two chalcogen atoms bound to the central halogen in symmetric or only slightly asymmetric fashion, and most of the angles are very close to 180°. In all cases, the lengthening of the E–X bond with respect to the sum of the covalent radii (the mean S–I bond length calculated from the structural data of all six compounds characterized by the S–I–S group is elongated of about 17%), the shortening with respect to the van der Waals radii (the mean S–I bond length is shortened by ~30%) and the linearity of the systems are consistent with the hypervalency of the central atom.

6. CHALCOGEN-DIHALIDES

Analogously to dichalcogen-halides, there are only two possibilities to build chalcogen-dihalides moieties: the chalcogen can be in the terminal (E–X–Y) or in the central (X–E–Y) position. These two arrangements correspond to the well-known CT and “T-shaped” adducts between chalco-

gen donors and dihalogens, respectively, and will be discussed separately.

6.1. E–X–Y fragments

For a more detailed discussion on this class of compounds the reader is referred to the review by Lippolis and Isaia [474]. The number of linear E–X–Y CT fragments crystallographically characterized from a search on the Cambridge Structural Database is reported in Table 9.

As one can see most of the adducts are obtained between sulphur donors (D) and diiodine, on the contrary, no compounds of this type are known with Te donors (the only reported structures featuring a Te–I–I arrangement are characterized by long $\text{I} \cdots \text{I}$ contacts). The $n\sigma(\text{D}) \rightarrow \sigma^*(\text{XY})$ charge-transfer model accounts very well for the chemical bond in these E–X–Y systems. Scheme 2 can be easily adapted to any type of donor/acceptor couple [with the substitutions of $n\text{p}$ with $n\sigma(\text{D})$ and $\sigma^*(\text{X}_2)$ with $\sigma^*(\text{XY})$], bearing in mind that each couple will have a proper match of energy between the interacting orbitals. We will focus our attention on the adducts between sulfur donors and I_2 , since for them it is possible to fine tune the lone pair energy of the donor atom by changing its chemical surrounding; therefore any type of adduct from very weak to extremely strong can be obtained. In the case of very weak interactions, each fragment holds its identity with a small reciprocal perturbation; the effect of such perturbation on the halogen molecule consists in the lowering to some extent of its bond order. In terms of the simplified MO diagram reported in Scheme 2, weak adducts correspond to a poor energy match between the interacting $n\sigma(\text{D})$ and $\sigma^*(\text{I}_2)$ MO orbitals. Most of adducts between sulfur compounds and I_2 belong to the class of weak adducts. Since the stabilization of the adduct only depends on the in-phase combination of the interacting orbitals, which is bonding between the donor atom and the central iodine, and antibonding between the two iodine atoms, the two bond lengths are strictly correlated and a shortening in the $\text{D} \cdots \text{I}$ bond distance is accompanied by a lengthening in the I–I one. Without doubt, such types of adducts must be considered two-coordinate hypervalent compounds of iodine, like I_3^- . However, there is a substantial difference between an I_3^- and a D–I–I system; while in the case of I_3^- the introduction of an asymmetry, by increasing removal of one terminal iodine as I^- , generates in the limit case a strongly asymmetric $\text{I}^- \cdots \text{I}_2$ system, in the case of the charge-transfer adducts, two different asymmetric systems can be generated depending on which bond, $\text{D} \cdots \text{I}$ or $\text{I} \cdots \text{I}$, is the weakest one. They correspond to two different charge-transfer adducts: $n\sigma(\text{D}) \rightarrow \sigma^*(\text{I}_2)$ and $n\sigma(\text{I}^-) \rightarrow \sigma^*(\text{I-D})$. It is possible to pass almost continuously from a balanced situation with the two bonds having a bond order value of about 0.5 [10-I-2 “hypervalent system” for analogy to I_3^-], to the two different limit cases in which one bond assumes an increasingly ionic character. Consequently, also these limit cases featuring a strong asymmetry between the two bonds must be included among the 10-I-2 hypervalent compounds $\text{D-I}^+ \cdots \text{I}^-$ and $\text{D} \cdots \text{I-I}$.

TABLE 8: Structural features of all the dichalcogen-halogen (E–X–E') fragments determined by X-ray diffraction analysis (the E–X···E' fragments have not been reported).

Compound reference code	E	X	E'	$d(\text{E}-\text{X})$ (Å)	$d(\text{X}-\text{E}')$ (Å)	$\angle \text{E}-\text{X}-\text{E}'$ (°) [§]	References
HAKJAE	S	I	S	2.601	2.634	175.0	[459]
IBOCUX	S	I	S	2.644	2.685	171.9	[460]
IOENCO	S	I	S	2.610	2.610	173.0	[461]
ISUREA10	S	I	S	2.629	2.629	180.0	[462]
LOPQAI	S	I	S	2.638*	2.618*	179.0*	[463]
XORVRAB	S	I	S	2.654	2.654	180.0	[464]
GIGBED	S	I	S	2.406	3.211	175.6	[465]
DIJYUQ	Se	I	Se	2.767	2.737	170.3	[466]
EZOXUM	Se	I	Se	2.765	2.765	180.0	[467]
HAKHUW	Se	I	Se	2.800	2.719	178.0	[459]
CEMFAB10	Te	I	Te	3.124	3.100	189.0	[468]
LAQZEI [§]	Se	Cl	Se	2.537	2.805	175.8	[469]
GANGIL**	Se	Br	Se	2.608	2.606	175.9	[470]
VIYRIE**	Se	Br	Se	2.615	2.573	176.1	[471]
MUHGUR	Se	Br	Se	3.089*	3.083*	178.8*	[472]
RIFNUP	Te	Cl	Te	2.755	2.755	180.0	[142]
ZUNJAT	Te	Cl	Te	2.857	2.829	171.4	[362]
RIWDUW [‡]	Te	Cl	Te	2.664*	2.988*	172.3*	[473]

[§]The angle values are rounded off to the first decimal. *Mean values. **The Se–Br–Se arrangement is part of the $\text{Br}_{14}\text{Se}_4^{2-}$ anion.

[‡]Polymeric structure. [§]The Se–Cl–Se arrangement is part of the SeCl_5^- anion.

The scatter plot of $d(\text{S}-\text{I})$ versus $d(\text{I}-\text{I})$ relative to all the reported adducts between sulphur donors and diiodine is reported in Figure 16.

Apart for some dispersion of the data, which was also found for the other examined three-body systems, it clearly appears that the two bond lengths are strictly correlated in a wide range of values.⁶ Similar correlations have been found in the case of adducts of selenium donors with diiodine (Figure 17) and sulfur donors with IBr (Figure 18), well represented in the literature. Due to the paucity of experimental data, no correlation is evident in the analogous scatter plots for the linear adducts of chalcogen donors with the other dihalogen/interhalogens molecules, including the case of $d(\text{Te}-\text{I})$ versus $d(\text{I}\cdots\text{I})$. The structural features of less common linear adducts between chalcogen donors and dihalogen/interhalogens molecules are collected in Table 10.

6.2. X–E–Y fragments

This arrangement corresponds to the well-known “T-shaped” adducts between chalcogen-donors and dihalogens. The numbers of linear X–E–Y fragments crystallographically characterized and found by searching the Cambridge Structural Database are reported in Table 11.

⁶ The points having the S–I distance higher than 3.0 Å refer to quite different systems having the diiodine molecule bridging two donor molecules.

While all the dihalogens/interhalogens combinations with selenium and tellurium have been reported in the literature, only few X–S–X moieties (X = Cl, Br),⁷ and no X–S–Y (X ≠ Y = halogen atoms) arrangements with sulphur as central atom are known. Indeed, sulphur donors show a preference to form linear charge-transfer type arrangement with the halogens (Table 9), absolutely unknown for the tellurium donors. Since several types of linear X–E–Y fragments are very numerous, the corresponding structural data

⁷ A peculiar case is represented by a byproduct of the reaction between the neutral dithiolenone $[\text{Pd}(\text{Et}_2\text{timdt})_2]$ (Et_2timdt = formally monoreduced diethylimidazolidine-2,4,5-trithione) and an excess of bromine, $[(\text{Et}_2\text{timdt})\text{Br}]_2^{+2}(\text{Br}^-)_2 \cdot (\text{Br}_2)_3$, containing two $[\text{L}-\text{S}-\text{Br}]^+$ thionebromosulfanyl cations [475]. We described this compound as ionic couples formed by the organic framework bearing a double positive charge and the two terminal S–Br bonds, and the two Br^- ions which are positioned next to the sulfur atoms to afford two very asymmetric linear $\text{Br}-\text{S}\cdots\text{Br}$ moieties. The strong asymmetry is determined by several contacts between the Br^- and Br_2 molecules. Thus, each Br^- lies in a pseudo-octahedral environment determined by four Br_2 molecules and two S–Br groups all acting as acceptors of the Br^- electron density. It is interesting to note that the Br_2 molecules are so firmly held in the crystal that after one year at room temperature and at air the crystals were unchanged without loss of bromine. The great stability of the Br_2 molecules within the crystal lattice can be explained in terms of donor/acceptor interaction between Br^- and six σ^* antibonding molecular orbitals of four Br_2 molecules and two S–Br terminal groups. This type of linear interaction $\text{np}(\text{Br}^-) \rightarrow \sigma^*(\text{Br}_2)$ is different from that observed in the solid Br_2 or I_2 where the halogen molecules interact each other at 90° through a $\pi^*(\text{X}_2) \rightarrow \sigma^*(\text{X}_2)$ donation (X = Br, I).

TABLE 9: Occurrence of linear E–X–Y CT fragments crystallographically characterized from a search of the Cambridge Structural Database (number of crystal structures in parentheses).

X–Y ↓		E →	Te	Se	S
I	I		9 (9) ^(a)	32 (24) ^(b)	120 (85) ^(c)
I	Br		—	5 (5) ^(d)	13 (11) ^(e)
I	Cl		—	3 (3) ^(f)	4 (4) ^(g)
Br	Br		3 (3) ^(h)	8 (6) ⁽ⁱ⁾	9 (9) ^(j)
Br	Cl		—	—	—
Cl	Cl		3 (3) ^(k)	—	—

^(a)Only contacts. References [476–483].

^(b)References [42, 444, 466, 484–498].

^(c)References [47, 69, 108, 463, 464, 474, 490, 493, 496, 499–549].

^(d)References [30, 42, 148]. ^(e)References [25, 47, 69, 510, 550–554].

^(f)References [148, 555, 556]. ^(g)References [510, 553–555].

^(h)Only contacts. References [480, 557, 558].

⁽ⁱ⁾Only the structure of [559] is a CT adduct.

References [50, 559–561].

^(j)Only two structures are of the CT type.

References [45, 63, 475, 532, 562–564].

^(k)Only contacts. References [360, 483, 565].

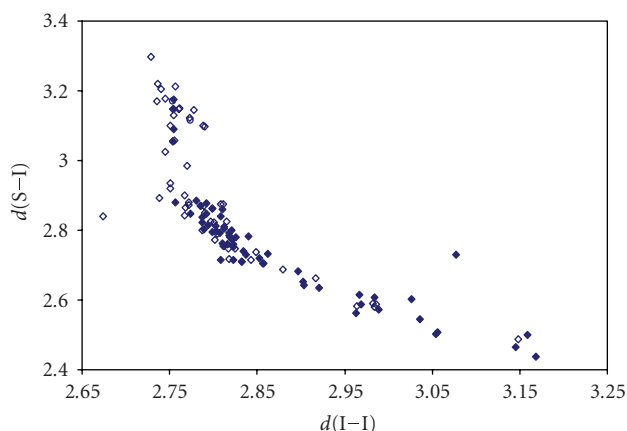


FIGURE 16: Scatter plot of $d(S-I)$ versus $d(I-I)$ for linear (angle $> 165^\circ$) S–I–I fragments from a search of the CSD. The symbol (◆) refers to the 67 S–I–I fragments (50 structures) featuring bond distances ranging from Σr_{cov} to $(\Sigma r_{vdw} - 0.6)$; the symbol (◇) refers to the 50 S···I–I fragments (38 structures) featuring S···I contact distances shorter than $(\Sigma r_{vdw} - 0.3)$; the symbol (○) refers to the 3 S–I···I fragments (3 structures) featuring I···I contact distances shorter than $(\Sigma r_{vdw} - 0.3)$. The mean bond lengthening within S–I–I fragments is 12.2% (19.2% on S···I–I, and 14.1% on S–I···I fragments, resp.) with respect to the sum of the covalent radii.

are given as scatter plots of the two X–E and E–Y bond lengths (Figures 19, 20, 21, 22, and 23).

As one can see, there is a high dispersion of points in the scatter plots; however, in all the analyzed three-body systems the two bond lengths can be considered correlated and both strongly asymmetric and symmetric fragments can be found.

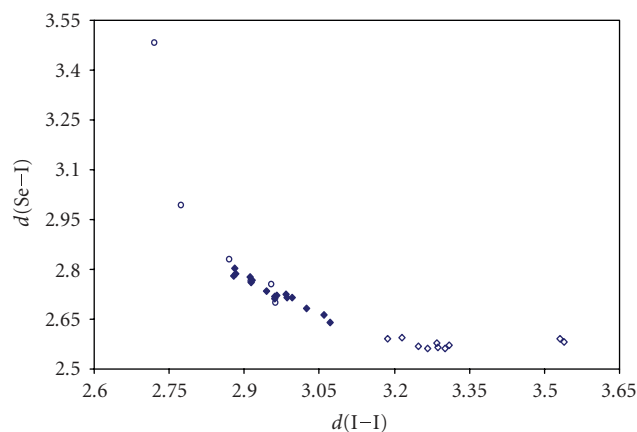


FIGURE 17: Scatter plot of $d(Se-I)$ versus $d(I-I)$ for linear (angle $> 165^\circ$) Se–I–I fragments from a search of the CSD. The symbol (◆) refers to the 16 Se–I–I fragments (12 structures) featuring bond distances ranging from Σr_{cov} to $(\Sigma r_{vdw} - 0.6)$; the symbol (◇) refers to the 10 Se···I–I fragments (5 structures) featuring Se···I contact distances shorter than $(\Sigma r_{vdw} - 0.3)$; the symbol (○) refers to the 6 Se–I···I fragments (6 structures) featuring I···I contact distances shorter than $(\Sigma r_{vdw} - 0.3)$. The mean bond lengthening within Se–I–I fragments is 10.5% (12.4% on Se···I–I, and 14.4% on Se–I···I fragments, resp.) with respect to the sum of the covalent radii.

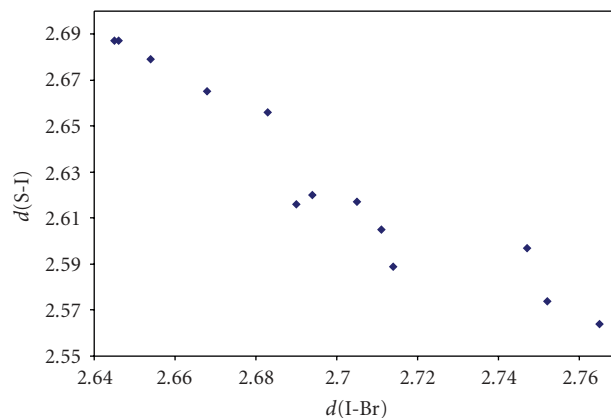


FIGURE 18: Scatter plot of $d(I-Br)$ versus $d(S-I)$ for the 13 linear (angle $> 165^\circ$) S–I–Br fragments (11 structures) featuring bond distances ranging from Σr_{cov} to $(\Sigma r_{vdw} - 0.6)$ from a search of the CSD. The mean bond lengthening within S–I–Br fragments is 10.5% with respect to the sum of the covalent radii.

In Table 12, the structural features of less common X–E–Y fragments are reported; there are six examples of hypervalent chalcogen atoms bonded to two different halogen atoms, and, as already said, none of them features a central sulphur atom. It is interesting to note that in such systems the bond between the chalcogen and the lighter halogen is much more elongated with respect to the sum of the covalent radii (more ionic bond) than that involving the heavier halogen. In SUSMIC and in IDAZUI, Se–Cl and Se–Br are even longer than Se–Br and Se–I, respectively.

TABLE 10: Structural features of less common E–X–Y linear chalcogenidihalides of the CT type, characterized by X-ray diffraction analysis.

Compound reference code	E	X	Y	E–X (Å)	X–Y (Å)	∠ E–X–Y(°) ^(a)	References
HAMCII	S	I	Cl	2.534	2.761	176.4	[510]
LIFXIH	S	I	Cl	2.556	2.604	179.9	[555]
NAHQIX	S	I	Cl	2.575	2.558	176.1	[553]
SIBJOC	S	I	Cl	2.641	2.586	174.9	[554]
RORNIV ^(b)	S	Br	Br	2.299	2.717	175.0	[562]
RORNIV01 ^(b)	S	Br	Br	2.328	2.705	176.0	[63]
IRABEI ^(c)	Se	Br	Br	2.645	2.358	174.2	[559]
LIGFIQ	Se	I	Cl	2.625	2.690	178.9	[555]
LIGFIQ01	Se	I	Cl	2.618	2.690	178.7	[148]
OXSEIC	Se	I	Cl	2.630	2.731	175.8	[556]
NOWLOA	Se	I	Br	2.808	2.641	177.3	[30]
NOWLUG	Se	I	Br	2.664	2.797	175.8	[30]
WIPPAM	Se	I	Br	2.636	2.813	177.1	[148]
YEYFIR	Se	I	Br	2.689	2.908	176.9	[42]

^(a)The angle values are rounded off to the first decimal. ^(b)Polymorphs. ^(c)This is the unique example of CT type adduct between a selenium donor with bromine: the formation of a Br–Se–Br group determines very favorable electronic and steric effects to prevent the formation of the same arrangement on the second selenium atom and to promote the CT type adduct. It must be noted that the Se ··· Br interaction is enough weak to determine a lengthening of the Br–Br bond of only 0.078 Å.

TABLE 11: Occurrence of linear X–E–Y fragments crystallographically characterized from a search of the Cambridge Structural Database.

X ↓	Y ↓	E →	Te	Se	S
Cl	Cl		194 ^(a)	53 ^(b)	4 ^(c)
Cl	Br		1 ^(d)	2 ^(e)	—
Cl	I		1 ^(f)	—	—
Br	Br		84 ^(g)	63 ^(h)	3 ⁽ⁱ⁾
Br	I		1 ^(j)	1 ^(k)	—
I	I		71 ^(l)	4 ^(m)	—

^(a)References [142, 169, 173, 180, 181, 184, 188–190, 203, 206, 217, 219, 233, 240, 360–362, 368, 373, 374, 376, 381, 473, 480, 481, 565–699]. ^(b)References [260, 325, 381, 469, 495, 561, 700–729].

^(c)References [730–732]. ^(d)Reference [733]. ^(e)Reference [723].

^(f)Reference [580]. ^(g)References [61, 183, 217, 220, 232, 233, 240, 318, 373, 411, 417, 480, 481, 558, 569, 574, 607, 615, 625, 627, 635, 651, 669, 675, 688, 691, 734–777].

^(h)References [50, 76, 96, 419, 421, 470, 471, 495, 559–561, 700, 718, 723, 724, 727, 752, 778–799]. ⁽ⁱ⁾References [47, 788, 800].

^(j)Reference [801]. ^(k)Reference [802].

^(l)References [183, 207, 220, 233, 240, 317, 373, 435, 442, 468, 476–483, 593, 635, 672, 680, 753, 770, 801, 803–829].

^(m)References [486, 498, 830].

7. CHALCOGEN · XCN (X = HALOGEN) ADDUCTS

As reported before, we wish also to consider in this discussion “T-shaped” adducts obtained from the reaction between chalcogen donors and *pseudo*-halogens X–CN (X = Cl, Br

and I). Some compounds characterized by X-ray diffraction analysis and featuring X–E–CN moieties (X = halogen, E = chalcogen) are collected in Table 13.

The compound CYMIMB, reported by Arduengo and Burgess [800], has been included in the table for its strict similarity with EZUZII, reported by us [832]. Both compounds have a “T-shaped” arrangement around the chalcogen atom and are characterized by very different E–X and E–CN bond lengths; the chalcogen-carbon bond is only slightly elongated with respect to the sum of covalent radii (bond order close to 1) and the chalcogen-halogen bond is close to be a completely ionic bond. These compounds closely resemble many asymmetric systems above described and in particular the pincer-type molecule bearing the O ··· Se–Se group (Table 4). The closeness of the chalcogen–CN and the Se–Se bond distances to the corresponding single bonds, respectively, and the long chalcogen-halogen and selenium-oxygen distances, strongly support the analogy between these two classes of compounds. According to the 3c-4e model, the different energy levels of the three combined *p* orbitals (there is a good overlap between the orbitals from E and C due to a good match of their energies) produce a bonding MO having a small contribution of the *p* orbital of the halogen, which vice versa mainly contributes to the nonbonding orbital, thus carrying most of the negative charge. In terms of the charge-transfer model, all the compounds of this type can be properly described as originated by a very weak donation from one halide orbital to the E–CN antibonding orbital (e.g., $n\sigma(I^-) \rightarrow \sigma^*(E-CN)$); the weak interaction has the consequence of a small lengthening in the E–CN bond distance, exactly as verified in numerous adducts between weak S donors and diiodine.

TABLE 12: Structural features of the less common X–E–Y linear chalcogendihalides characterized by X-ray diffraction analysis.

Compound reference code	X	E	Y	$d(X-E)$ (Å)	$d(E-Y)$ (Å)	$\angle X-E-Y(^{\circ})^{(a)}$	References
CFMBXT	Cl	S	Cl	2.126	2.552	167.6	[730]
CLPHSC10	Cl	S	Cl	2.256	2.322	174.9	[731]
TOSXII	Cl	S	Cl	2.341	2.384	166.3	[732]
TOSXOO	Cl	S	Cl	2.295	2.365	175.9	[732]
BIMMAL	Br	S	Br	2.437	2.495	171.6	[47]
MIMZDB	Br	S	Br	2.451	2.538	176.9	[800]
OBUQEH	Br	S	Br	2.493	2.493	179.4	[788]
SUSMIC	Cl	Se	Br	2.802 ^(b)	2.412 ^(b)	173.3 ^(b)	[723]
SUSNAV	Cl	Se	Br	2.466	2.571	176.2	[793]
IDAZUI ^(c)	Br	Se	I	2.831 ^(b)	2.618 ^(b)	174.6 ^(b)	[802]
GEPPUM	I	Se	I	2.756	2.850	176.3	[486]
HELDUX	I	Se	I	2.768	2.854	175.4	[830]
ZOBDID	I	Se	I	2.738	2.886	178.6	[498]
ZOBDUP	I	Se	I	2.743	2.900	177.5	[498]
XAGVIK	Cl	Te	Br	2.659	2.577	169.9	[733]
CEFREX	Br	Te	I	2.868	2.903	177.9	[580]

^(a)The angle values are rounded off to the first decimal. ^(b)Mean values. ^(c)This compound is the unique example of Se-hypervalent compound with IBr. Note that the mean value of the Se–I bond length is shorter than the Se–Br one.

TABLE 13: Structural features of all the T-shaped compounds containing the X···E–CN fragment (E = chalcogen; X = halogen) from a search of the Cambridge Structural Database.

Compound reference code	X	E	X···E (Å)	E–CN (Å)	$\angle X···E-Y(^{\circ})$	References
BOJPUL	Cl	Te	2.924	2.140	167.9	[831]
BOJRAT	Br	Te	3.100	2.131	167.6	[831]
BOJREX	I	Te	3.299	2.143	170.9	[831]
CYMIMB ^(a)	Br	S	3.588 ^(a)	1.757	159.8	[800]
EZUZII	I	Se	3.300	1.885	174.8	[832]

^(a)This compound has not been found searching the Cambridge Structural Database, but has been included in the table for the strict similarity with EZUZII. In CYMIMB, the shorter S···Br distance (3.270 Å) is that of the bromide in *trans* position with respect to the pentaatomic ring of the donor and not to the CN group.

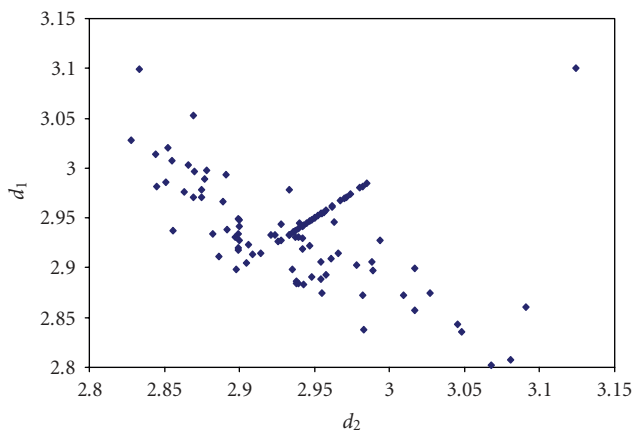


FIGURE 19: Scatter plot of d_1 versus d_2 of the 113 linear (angle $> 165^{\circ}$) I–Te–I fragments (71 structures) featuring bond distances ranging from Σr_{cov} to $(\Sigma r_{vdw} - 0.6)$ from a search of the CSD. The mean bond lengthening within I–Te–I fragments is 9.3% with respect to the sum of the covalent radii.

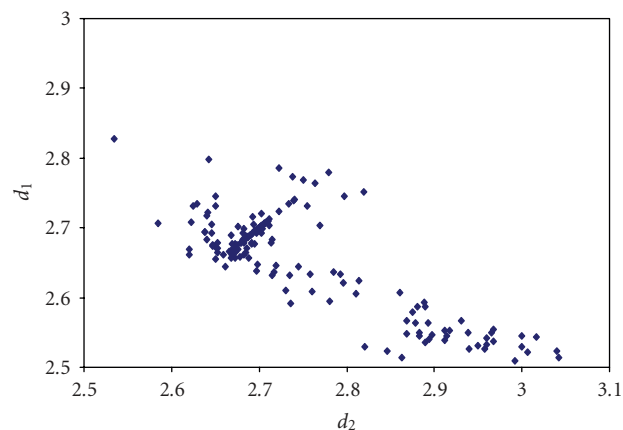


FIGURE 20: Scatter plot of d_1 versus d_2 of the 170 linear (angle $> 165^{\circ}$) Br–Te–Br fragments (84 structures) featuring bond distances ranging from Σr_{cov} to $(\Sigma r_{vdw} - 0.6)$ from a search of the CSD. The mean bond lengthening within Br–Te–Br fragments is 8.1% with respect to the sum of the covalent radii.

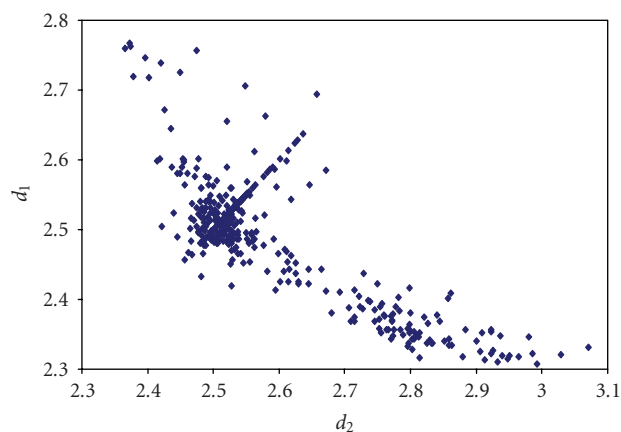


FIGURE 21: Scatter plot of d_1 versus d_2 for the 405 linear (angle $> 165^\circ$) Cl–Te–Cl fragments (174 structures) featuring bond distances ranging from Σr_{cov} to $(\Sigma r_{\text{vdw}} - 0.6)$ from a search of the CSD. The mean bond lengthening within Cl–Te–Cl fragments is 8.0% with respect to the sum of the covalent radii.

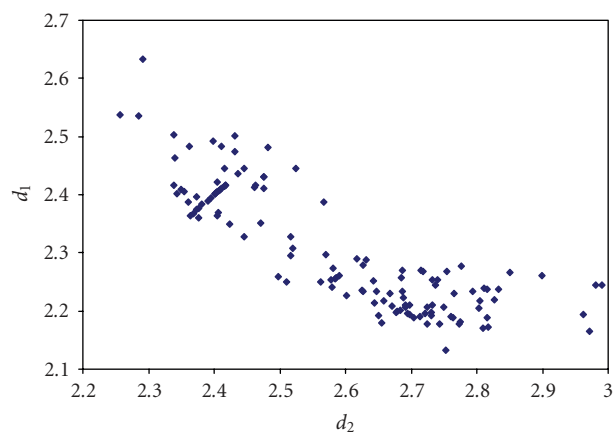


FIGURE 23: Scatter plot of d_1 versus d_2 for the 130 linear (angle $> 165^\circ$) Cl–Se–Cl fragments (51 structures) featuring bond distances ranging from Σr_{cov} to $(\Sigma r_{\text{vdw}} - 0.6)$ from a search of the CSD. The mean bond lengthening within Cl–Se–Cl fragments is 13.8% with respect to the sum of the covalent radii.

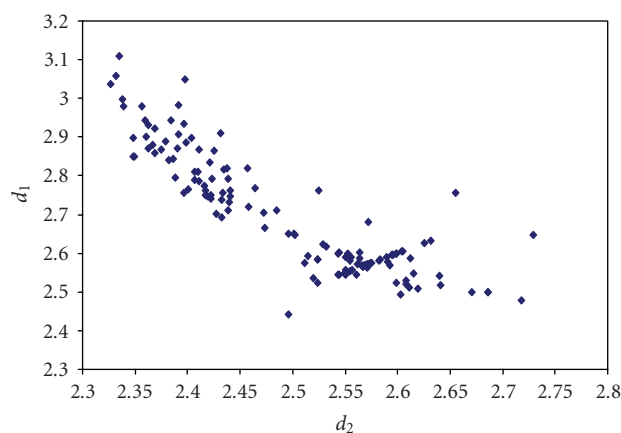


FIGURE 22: Scatter plot of d_1 versus d_2 for the 141 linear (angle $> 165^\circ$) Br–Se–Br fragments (63 structures) featuring bond distances ranging from Σr_{cov} to $(\Sigma r_{\text{vdw}} - 0.6)$ from a search of the CSD. The mean bond lengthening within Br–Se–Br fragments is 12.9% with respect to the sum of the covalent radii.

8. CONCLUSION

On the basis of this overview on the structural features of linear three-body systems, involving 16th and 17th group elements, the following conclusions can be drawn.

- (i) The Rundle-Pimentel model for electron-rich 3-centre 4-electron systems and the charge-transfer model represent two different approaches able to account for the structural features of these linear three-body systems.
- (ii) The Rundle-Pimentel model can be adapted to any set of three aligned atoms, positioning the combining orbitals at the appropriate levels of energy.
- (iii) Since three aligned closed-shell atoms can find stabilization only if two electrons are removed from the

system, ideally any type of sequence of atoms could be obtained.

- (vi) The variability of starting molecules is reflected in the great variety of obtainable structural archetypes. Since a starting molecule can be also a species containing a hypervalent atom, its alignment with other closed-shell species produces molecules in which two or three orthogonal 3c-4e systems are simultaneously present. This is for example the case of anions such as Ph-SeBr_4^- or SeBr_6^{2-} .
- (v) The Rundle-Pimentel model very well accounts for the 0.5 bond order in symmetric three-body systems since only the lowest MO contributes to the bond formation. In addition, the Rundle-Pimentel model elegantly explains why the two terminal atoms carry more negative charge (or less positive charge for positively charged systems) even in the cases of three identical atoms [such as I_3^- or $\text{E}(\text{R}_2)-\text{E}(\text{R}_2)-\text{E}(\text{R}_2)^{2+}$ dications].
- (vi) In these three-body systems, the energy match between the p orbital of the central atom and those of the terminal ones influences the polarization of the formed bonds. This is very important for systems having different terminal atoms: each p orbital will contribute differently to the three molecular orbitals with the consequence of an increased unbalance of the two bonds as the electronegativity difference between the involved elements increases. In such cases, the bond orders of the two bonds diverge from the value of 0.5, one approaching the value of 1 and the other that of 0.
- (vii) The strict analogy among all these systems, including the strongly asymmetric ones as the “T-shaped” adduct between the N,N'-dimethylimidazoline-2-selone and ICN, supports the hypervalent nature of the selenium atom in this compound in spite of the fact that the bond orders of the two bonds are very different.

- (viii) The charge-transfer model explains very well all the very asymmetric systems since this model corresponds to the interaction of two stable fragments (as a dihalogen molecule with a halide, or as chalcogen donor with a dichalcogen dication).
- (ix) The energy match between the interacting orbitals of the two fragments (such as a hybrid orbital of the donor and the σ^* antibonding molecular orbital of the acceptor) determines the entity of the interaction.
- (x) In the CT model, the bond order of 0.5 for the two bonds is reached when the interacting orbitals are at the same level of energy. This corresponds to the introduction of 1 electron on the σ^* MO of the acceptor, with the consequent reduction of the bond order from 1 to 0.5.
- (xi) An aspect to be emphasized is the fact that in all the structures of these families of compounds, including the very asymmetric systems, the three-body system is always linear, with angles generally larger than 170° . The directionality of the bond is maintained also in presence of strongly unbalanced bonds indicating a valuable contribution of covalence, due to the $n\sigma_{\text{donor}} \rightarrow \sigma_{\text{acceptor}}^*$ charge-transfer interaction and supporting the hypervalent character of the central chalcogen atom, independently on the entity of the asymmetry.
- (xii) Finally, it is interesting to observe that with only few exception, the systems having different terminal atoms (see, e.g., trihalides $X-Z-Y$ with $X \neq Y$ or trichalcogenides $E-E'-E''$ with $E \neq E''$) are less common than the symmetric ones.

REFERENCES

- [1] K.-Y. Akiba, Ed., *Chemistry of Hypervalent Compounds*, Wiley-VCH, New York, NY, USA, 1999.
- [2] G. A. Landrum, N. Goldberg, and R. Hoffmann, "Bonding in the trihalides (X_3^-), mixed trihalides (X_2Y^-) and hydrogen bihalides (X_2H^-). The connection between hypervalent, electron-rich three-center, donor-acceptor and strong hydrogen bonding," *Journal of the Chemical Society, Dalton Transactions*, no. 19, pp. 3605–3613, 1997.
- [3] P. H. Svensson and L. Kloo, "Synthesis, structure, and bonding in polyiodide and metal iodide-iodine systems," *Chemical Reviews*, vol. 103, no. 5, pp. 1649–1684, 2003.
- [4] W. Nakanishi, "Hypervalent chalcogen compounds," in *Handbook of Chalcogen Chemistry, New Perspectives in Sulfur, Selenium and Tellurium*, F. A. Devillanova, Ed., chapter 10.3, Royal Society of Chemistry, London, UK, 2006.
- [5] C. W. Perkins, J. C. Martin, A. J. Arduengo, W. Law, A. Alegrie, and J. K. Kocki, "An electrically neutral σ -sulfuranyl radical from the homolysis of a perester with neighboring sulfenyl sulfur: 9-S-3 species," *Journal of the American Chemical Society*, vol. 102, no. 26, pp. 7753–7759, 1980.
- [6] R. J. Hackand and R. E. Rundle, "The structure of tetramethylammonium Pentaiodide^{1,1a}," *Journal of the American Chemical Society*, vol. 73, no. 9, pp. 4321–4324, 1951.
- [7] G. C. Pimentel, "The bonding of trihalide and bifluoride ions by the molecular orbital method," *The Journal of Chemical Physics*, vol. 19, no. 4, pp. 446–448, 1951.
- [8] M. Mas-Torrent, E. Ribera, V. Tkacheva, et al., "New molecular conductors based on ETEDT-TTF trihalides: from single crystals to conducting layers of nanocrystals," *Chemistry of Materials*, vol. 14, no. 8, pp. 3295–3304, 2002.
- [9] O. N. Kazheva, G. G. Aleksandrov, O. A. D'yachenko, M. S. Chernov'yants, S. S. Simonyan, and E. O. Lykova, "Crystal and molecular structures of 3-carboxypropyltriphenylphosphonium diiodobromide," *Koordinatsionnaya Khimiya*, vol. 29, no. 12, pp. 883–892, 2003.
- [10] G. V. Shilov, O. N. Kazheva, O. A. D'yachenko, et al., "The synthesis, structure, and stability of N-cetylpyridinium interhalides: an experimental and quantum-chemical study," *Zhurnal Fizicheskoy Khimii*, vol. 76, no. 8, pp. 1436–1444, 2002.
- [11] P. K. Baker, M. G. B. Drew, and M. M. Meehan, "The first iodine induced halide abstraction reaction: synthesis and molecular structure of *fac*-[Re(CO)₃(NCMe)₃] · BrI₂," *Inorganic Chemistry Communications*, vol. 3, no. 7, pp. 393–396, 2000.
- [12] B. Domercq, T. Devic, M. Fourmigué, P. Auban-Senzier, and E. Canadell, "Hal · · · Hal interactions in a series of isostructural salts of halogenated tetrathiafulvalenes. Contribution of the halogen atoms to the HOMO-HOMO overlap interactions," *Journal of Materials Chemistry*, vol. 11, no. 6, pp. 1570–1575, 2001.
- [13] J. M. Williams, H. H. Wang, M. A. Beno, et al., "Ambient-pressure superconductivity at 2.7 K and higher temperatures in derivatives of (BEDT-TTF)₂IBr₂: synthesis, structure, and detection of superconductivity," *Inorganic Chemistry*, vol. 23, no. 24, pp. 3839–3841, 1984.
- [14] H. Endres, M. Hiller, H. J. Keller, et al., *Zeitschrift für Naturforschung, Section B*, vol. 40, p. 164, 1985.
- [15] R. P. Shibaeva, R. M. Lobkovskaya, M. A. Simonov, E. B. Yagubskii, and A. A. Ignat'ev, *Crystallography Reports*, vol. 31, p. 1105, 1986.
- [16] A. Parlow and H. Hartl, "Syntheses and structure analyses of polyhalides in the system iodine/bromine," *Zeitschrift für Naturforschung*, vol. 40, no. 1, pp. 45–52, 1985.
- [17] P. H. Svensson and L. Kloo, "A vibrational spectroscopic, structural and quantum chemical study of the triiodide ion," *Journal of the Chemical Society, Dalton Transactions*, no. 14, pp. 2449–2455, 2000.
- [18] A. S. Gardberg, S. Yang, B. M. Hoffman, and J. A. Ibers, "Synthesis and structural characterization of integrally oxidized, metal-free phthalocyanine compounds: [H₂(pc)][IBr₂] and [H₂(pc)]₂[IBr₂]Br · C₁₀H₇Br," *Inorganic Chemistry*, vol. 41, no. 7, pp. 1778–1781, 2002.
- [19] A. Terzis, G. Papavassiliou, H. Kobayashi, and A. Kobayashi, "Structure of the conducting salt of pyrazinoethylenedithiotetrathiafulvalene (PEDTTTF): α -(PEDTTTF)₂IBr₂, at 98 K," *Acta Crystallographica, Section C*, vol. 45, no. 4, pp. 683–685, 1989.
- [20] A. Terzis, V. Psycharis, A. Hountas, and G. Papavassiliou, *Acta Crystallographica, Section C*, vol. 44, p. 128, 1988.
- [21] K. Honda, M. Goto, M. Kurahashi, H. Anzai, M. Tokumoto, and T. Ishiguro, "The crystal structure of a charge-transfer complex of tetrakis(methylthio)tetrathiafulvalenium dibromiodate, TMT-TTF-IBr₂," *Bulletin of the Chemical Society of Japan*, vol. 61, no. 2, pp. 588–590, 1988.
- [22] F. Bigoli, P. Deplano, M. L. Mercuri, et al., "Novel oxidation and reduction products of the neutral nickel-dithiolene Ni(Pr₂ⁱtimdt)₂ (Pr₂ⁱtimdt is the monoanion of 1,3-diisopropylimidazolidine-2,4,5-trithione)," *Inorganica Chimica Acta*, vol. 273, no. 1-2, pp. 175–183, 1998.

- [23] R. G. Raptis, H. H. Murray, R. J. Staples, L. C. Porter, and J. P. Fackler Jr., "Structural isomers of $[\text{Au}(\text{CH}_2)_2\text{PPh}_2]_2\text{Br}_4$ 2. Crystal structures of *cis/cis*- $[\text{Au}(\text{CH}_2)_2\text{PPh}_2]_2\text{Br}_4$ and the cationic A-frame $[(\mu - \text{Br})(\text{Au}(\text{CH}_2)_2\text{PPh}_2)_2\text{Br}_2][\text{IBr}_2]$," *Inorganic Chemistry*, vol. 32, no. 24, pp. 5576–5581, 1993.
- [24] A. M. Kini, J. P. Parakka, U. Geiser, et al., "Tetraalkyl- and dialkyl-substituted BEDT-TTF derivatives and their cation-radical salts: synthesis, structure, and properties," *Journal of Materials Chemistry*, vol. 9, no. 4, pp. 883–892, 1999.
- [25] L. Cau, P. Deplano, L. Marchiò, et al., "New powerful reagents based on dihalogen/N, N' - dimethylperhydrodiazepine-2,3-dithione adducts for gold dissolution: the IBr case," *Dalton Transactions*, no. 10, pp. 1969–1974, 2003.
- [26] R. P. Shibaeva, L. P. Rozenberg, V. E. Korotkov, et al., *Crystallography Reports*, vol. 34, p. 1438, 1989.
- [27] E. O. Lykova, M. S. Chernov'yants, O. N. Kazheva, A. N. Chekhlov, and O. A. D'yachenko, "The synthesis, structure, and stability of diiodobromides of N-substituted isoquinolinium derivatives," *Zhurnal Fizicheskoy Khimii*, vol. 78, no. 11, pp. 2022–2026, 2004.
- [28] T. Akutagawa, Y. Abe, T. Hasegawa, et al., "Crystal structures and optical properties of cation radical salts of a tetrathiafulvalene trisannulated macrocycle," *Journal of Materials Chemistry*, vol. 9, no. 11, pp. 2737–2742, 1999.
- [29] A. J. Blake, L. M. Gilby, R. O. Gould, V. Lippolis, S. Parsons, and M. Schröder, "Macrocyclic thioether complexes of palladium with dibromiodide anions," *Acta Crystallographica, Section C*, vol. 54, no. 3, pp. 295–298, 1998.
- [30] S. M. Godfrey, C. A. McAuliffe, R. G. Pritchard, and S. Sarwar, "Structural characterization of the diorganoselenium interhalogen compounds R_2SeIBr (R = Ph or Me) and the ionic compound $[\text{Me}_3\text{Se}][\text{IBr}_2]$," *Journal of the Chemical Society, Dalton Transactions*, no. 19, pp. 3501–3504, 1997.
- [31] A. Bekaert, O. Barberan, E. B. Kaloun, et al., "Crystal structure of tetrakis(N,N-dimethylacetamide-O)borane tris(dibromiodide), $\{\text{B}[\text{CH}_3\text{CON}(\text{CH}_3)_2]_4\}(\text{Br}_2\text{I})_3$," *Zeitschrift für Kristallographie: New Crystal Structures*, vol. 218, no. 1, pp. 123–124, 2003.
- [32] T. Naito, A. Tateno, T. Udagawa, et al., "Synthesis, structures and electrical properties of the charge-transfer salts of 4, 5-ethylenedithio-4', 5'-(2-oxatrimethylenedithio)diselenadithiafulvalene (EOST) with linear anions $[\text{I}_3^-]$, $[\text{IBr}_2^-]$, $[\text{ICl}_2^-]$, $[\text{I}_2\text{Br}^-]$, $[\text{AuBr}_2^-]$, $[\text{Au}(\text{CN})_2^-]$," *Journal of the Chemical Society, Faraday Transactions*, vol. 90, pp. 763–771, 1994.
- [33] R. Minkwitz, M. Berkei, and R. Ludwig, "Preparation and crystal structure of tetraphenylphosphonium triiodotetrabromide $[\text{PPh}_4][\text{I}_3\text{Br}_4]$," *Inorganic Chemistry*, vol. 40, no. 1, pp. 25–28, 2001.
- [34] G. L. Breneman, private communication, 2000.
- [35] O. J. Dautel, M. Fourmigué, and E. Canadell, "Activation of C-H \cdots halogen (Cl, Br, and I) hydrogen bonds at the organic/inorganic interface in fluorinated tetrathiafulvalenes salts," *Chemistry-A European Journal*, vol. 7, no. 12, pp. 2635–2643, 2001.
- [36] H. H. Wang, L. K. Montgomery, U. Geiser, et al., "Syntheses, structures, selected physical properties and band electronic structures of the bis(ethylenediseleno)tetrathiafulvalene salts, $(\text{BEDSe-TTF})_2\text{X}$, $\text{X}^- = \text{I}_3^-$, AuI_2^- , and IBr_2^- ," *Chemistry of Materials*, vol. 1, no. 1, pp. 140–148, 1989.
- [37] A. Terzis, A. Hountas, G. C. Papavassiliou, B. Hiltl, and J. Pfeiffer, "Structures and conductivities of the synthetic metal salts of ethylenedithiotetrathiafulvalene (EDTTTF) and ethylenedithiodiselenadithiafulvalene (EDTSDTF): 211-(EDTTTF) $_2\text{IBr}_2$, 211-(EDTSDTF) $_2\text{IBr}_2$ and 212-(EDTTTF) $_2\text{AuBr}_2$," *Acta Crystallographica, Section C*, vol. 46, no. 2, pp. 224–228, 1990.
- [38] F. Bigoli, F. Demartin, P. Deplano, et al., "Synthesis, characterization, and crystal structures of new dications bearing the -Se-Se- bridge," *Inorganic Chemistry*, vol. 35, no. 11, pp. 3194–3201, 1996.
- [39] U. Müller, *Zeitschrift für Naturforschung, Section B*, vol. 34, p. 1064, 1979.
- [40] J. Janczak and R. Kubiak, "Sandwich-type niobium(V) diphthalocyaninato complexes 'stapled' by two inter-ligand C—C σ -bonds. Synthesis and structural investigations of two new phthalocyaninato complexes: $[\text{NbPc}_2](\text{IBr}_2)$ and $[\text{NbPc}_2](\text{IBr}_2) \cdot \text{I}_2$," *Polyhedron*, vol. 22, no. 2, pp. 313–322, 2003.
- [41] V. E. Korotkov and R. P. Shibaeva, *Crystallography Reports*, vol. 36, p. 1139, 1991.
- [42] F. Cristiani, F. Demartin, F. A. Devillanova, F. Isaia, V. Lippolis, and G. Verani, "Charge-transfer complexes of N-Methylthiazolidine-2(3H)-selone (1) and N-Methylbenzothiazole-2(3H)-selone (2) with I_2 and IBr: crystal structures of $11 \cdot \text{I}_2$, $1 \cdot \text{Br}_{0.75}$, $2 \cdot 2\text{I}_2$, and $2 \cdot 2\text{IBr}$," *Inorganic Chemistry*, vol. 33, no. 26, pp. 6315–6324, 1994.
- [43] A. Tateno, T. Udagawa, T. Naito, H. Kobayashi, A. Kobayashi, and T. Nogami, "Crystal structures and electrical properties of the radical salts of the unsymmetrical donor EOTT [4,5-ethylenedithio-4', 5'-(2-oxatrimethylenedithio)tetrathiafulvalene]," *Journal of Materials Chemistry*, vol. 4, pp. 1559–1569, 1994.
- [44] B. F. Hoskins, R. Robson, and G. A. Williams, "Complexes of binucleating ligands. VIII. The preparation, structure and properties of some mixed valence cobalt(II)—cobalt(III) complexes of a macrocyclic binucleating ligand," *Inorganica Chimica Acta*, vol. 16, pp. 121–133, 1976.
- [45] G. Wolmershauser, C. Kruger, and Y.-H. Tsay, *Chemische Berichte*, vol. 115, p. 1126, 1982.
- [46] M. P. Bogaard and A. D. Rae, *Crystal Structure Communications*, vol. 11, p. 175, 1982.
- [47] N. Bricklebank, P. J. Skabara, D. E. Hibbs, M. B. Hursthouse, and K. M. A. Malik, "Reaction of thiones with dihalogens; comparison of the solid state structures of 4,5-bis(methylsulfanyl)-1,3-dithiole-2-thione-diiodine, -dibromine and -iodine monobromide," *Journal of the Chemical Society, Dalton Transactions*, no. 17, pp. 3007–3014, 1999.
- [48] G. Maas and R. Hoge, *Liebigs Annalen*, p. 1028, 1980.
- [49] O. Andresen and C. Rømming, *Acta Chemica Scandinavica*, vol. 16, p. 1882, 1962.
- [50] P. D. Boyle, W. I. Cross, S. M. Godfrey, C. A. McAuliffe, R. G. Pritchard, and S. J. Teat, "Reaction of dimethylselenourea and selenourea with dibromine to produce selenourea-dibromine, the "T"-shaped 1:1 molecular adduct N,N-dimethyl-2-selenourea-dibromine, its solvent of crystallisation-containing analogue and the unusual ionic compound," *Journal of the Chemical Society, Dalton Transactions*, no. 16, pp. 2845–2852, 1999.
- [51] N. Burford, T. Chivers, M. N. S. Rao, and J. F. Richardson, "Oxidative addition of halogens to 1,3- and 1,5-(Ph_2PN) $_2$ (SN) $_2$: X-ray crystal structure of 1,5-(Ph_2PN) $_2$ (NSBr) $_2$ and a comparison of the crystal structures of the 12-membered ring 1,3,7,9-(Ph_2PN) $_2$ (SN) $_2$ and the corresponding dication (Ph_2PN) $_4$ (SN) $_2^{2+}$," *Inorganic Chemistry*, vol. 23, no. 13, pp. 1946–1952, 1984.

- [52] R. A. Abramovitch, G. H. C. Ooi, H.-L. Sun, M. Pierrot, A. Baldy, and J. Estienne, *Chemical Communications*, p. 1583, 1984.
- [53] J. Estienne, "Structure d'un dérivé de la saccharine: le tribromure de bis(diéthylamino)-1,3 diméthyl-2,4 (trioxo-1,1,3,2H-benzothiazol-1λ⁶,3 yl-2)-2 cyclobuténium. La géométrie de l'ion tribromure," *Acta Crystallographica, Section C*, vol. 42, no. 11, pp. 1614–1618, 1986.
- [54] K. Wiegardt, G. Backes-Dahmann, W. Herrmann, and J. Weiss, "A Binuclear, mixed-valence Mo^{VI/V}-complex; the crystal structure of [(C₉H₂₁N₃)₂Mo₂^{VI}O₅](Br₃)₂," *Angewandte Chemie International Edition*, vol. 23, no. 11, pp. 899–900, 1984.
- [55] B. L. Allwood, P. I. Moysak, H. S. Rzepa, and D. J. Williams, *Chemical Communications*, p. 1127, 1985.
- [56] H. Slebocka-Tilk, R. G. Ball, and R. S. Brown, "The question of reversible formation of bromonium ions during the course of electrophilic bromination of olefins. 2. The crystal and molecular structure of the bromonium ion of adamantylidenedeamantane," *Journal of the American Chemical Society*, vol. 107, no. 15, pp. 4504–4508, 1985.
- [57] M. I. Bruce, M. G. Humphrey, G. A. Koutsantonis, and B. K. Nicholson, "Reactions of transition metal acetylide complexes IV. Synthesis and X-ray structure of a bromovinylidene complex, [Ru{C=CBr(C₆H₄Br-4)}(PPh₃)₂(η-C₅H₅)](Br₃)·CHCl₃," *Journal of Organometallic Chemistry*, vol. 296, no. 3, pp. C47–C50, 1985.
- [58] F. A. Cotton, G. E. Lewis, and W. Schwotzer, "Preparation and properties of the tribromide of trans-dibromotetrakis(acetonitrile)vanadium(III), [VBrI₂(CH₃CN)₄](Br₃). A symmetric tribromide ion," *Inorganic Chemistry*, vol. 25, no. 19, pp. 3528–3529, 1986.
- [59] H. Endres, *Zeitschrift für Naturforschung, Section B*, vol. 41, p. 1437, 1986.
- [60] J. C. A. Boeyens, L. Denner, A. S. Howard, and J. P. Michael, *South African Journal of Chemistry*, vol. 39, p. 217, 1986.
- [61] M. R. Detty and H. R. Luss, "Tellurapyrylium dyes. 3. Oxidative halogen addition and tellurium-halogen exchange," *Organometallics*, vol. 5, no. 11, pp. 2250–2256, 1986.
- [62] M. C. Aragoni, M. Arca, F. A. Devillanova, et al., "Self-assembly of supramolecular architectures based on polybromide anions: crystal structure of [(H₄tpz²⁺)(Br⁻)₂(Br₄²⁻)] [tpz=tetra(2-pyridyl)pyrazine]," *Inorganic Chemistry Communications*, vol. 8, no. 1, pp. 79–82, 2005.
- [63] G. B. M. Vaughan, A. J. Mora, A. N. Fitch, P. N. Gates, and A. S. Muir, "A high resolution powder X-ray diffraction study of the products of reaction of dimethyl sulfide with bromine; crystal and molecular structures of (CH₃)₂SBr_n (n = 2, 2.5 or 4)," *Journal of the Chemical Society, Dalton Transactions*, no. 1, pp. 79–84, 1999.
- [64] H. Vogt, D. Wulff-Molder, F. Ritschl, M. Mücke, U. Skrabei, and M. Meisel, "Tris(dialkylamino)benzylphosphonium bromides-Phosphonium salts with three N atoms configured nearly planar," *Zeitschrift für anorganische und allgemeine Chemie*, vol. 625, no. 6, pp. 1025–1027, 1999.
- [65] H. E. Zimmerman and P. Wang, "Inter- and intramolecular stereoselective protonation of enols," *Journal of Organic Chemistry*, vol. 67, no. 26, pp. 9216–9226, 2002.
- [66] C. G. Bashore, I. J. Samardjiev, J. Bordner, and J. W. Coe, "Twisted amide reduction under Wolff-Kishner conditions: synthesis of a benzo-1-aza-adamantane derivative," *Journal of the American Chemical Society*, vol. 125, no. 11, pp. 3268–3272, 2003.
- [67] J. Nolte, P. Neubauer, H. Vogt, and M. Meisel, "Syntheses and crystal structures of tris(di-n-propylamino)-p-bromobenzyl-phosphonium bromides: [(C₃H₇)₂N]₃PCH₂C₆H₄Br⁺Br⁻ and [(C₃H₇)₂N]₃PCH₂C₆H₄Br⁺Br₃⁻," *Zeitschrift für Naturforschung, Section B*, vol. 54, no. 1, pp. 113–116, 1999.
- [68] J. Ruiz, V. Riera, M. Vivanco, S. García-Granda, and M. R. Díaz, "Reactivity of bis(diphenylphosphino)methanide complexes of manganese(I) toward halogens and Pseudohalogens," *Organometallics*, vol. 17, no. 21, pp. 4562–4567, 1998.
- [69] W. I. Cross, S. M. Godfrey, S. L. Jackson, C. A. McAuliffe, and R. G. Pritchard, "The reaction of the tertiary phosphine sulfides R₃PS(R=Ph, Me₂ or C₆H₁₁) with X₂ (X₂=I₂, Br₂, IBr or ICl); structural characterization of the CT complexes (Me₂N)₃PSI₂ and Ph₃PS(I_{0.89}Br_{0.11})Br and the ionic compound [(Me₂N)₃PS]₂S²⁺[Br₃]⁻," *Journal of the Chemical Society, Dalton Transactions*, no. 13, pp. 2225–2230, 1999.
- [70] P. Rovnaník, L. Kapička, J. Taraba, and M. Černík, "Base-induced dismutation of POCl₃ and POBr₃: synthesis and structure of ligand-stabilized dioxophosphonium cations," *Inorganic Chemistry*, vol. 43, no. 7, pp. 2435–2442, 2004.
- [71] J. Pickardt, H. Schumann, and R. Mohtachemi, "Structure of decamethylferrocenium tribromide," *Acta Crystallographica, Section C*, vol. 46, no. 1, pp. 39–41, 1990.
- [72] A. W. Coleman, C. M. Means, S. G. Bott, and J. L. Atwood, "Air-stable liquid clathrates. 1. Crystal structure of [NBu₄][Br₃] and reactivity of the [NBu₄][Br₃] · 5C₆H₆ liquid clathrate," *Journal of Chemical Crystallography*, vol. 20, no. 2, pp. 199–201, 1990.
- [73] J.-C. Liu, T. Ishizuka, A. Osuka, and H. Furuta, "Modulation of axial coordination in N-confused porphyrin-antimony(v) dibromide complex by proton stimulus," *Chemical Communications*, vol. 9, no. 15, pp. 1908–1909, 2003.
- [74] A. Bekaert, P. Lemoine, B. Viossat, M. Jouan, P. Gemeiner, and J. D. Brion, "Synthesis, crystal structure, IR and Raman properties of 1,2-diacetamidocyclohexane and its complexes with ZnBr₂ and HBr₃," *Journal of Molecular Structure*, vol. 738, no. 1–3, pp. 39–44, 2005.
- [75] J. L. Atwood, P. C. Junk, M. T. May, and K. D. Robinson, "Synthesis and X-ray structure of [H₃O⁺ · 18-crown-6][Br-Br-Br⁻]; a compound containing both H₃O⁺ and a linear and symmetrical Br₃⁻ ion crystallized from aromatic solution," *Journal of Chemical Crystallography*, vol. 24, no. 4, pp. 243–245, 1994.
- [76] V. Janickis, "Syntheses and crystal structures of phenyltrimethylammonium salts of a mixed Hexabromoselenate/tellurate(IV), [C₆H₅(CH₃)₃N]₂[Se_{0.75}Te_{0.25}Br₆], and a mixed catena-poly[(Di-μ-bromobis{tetrabromoselenate/tellurate(IV)})-μ-bromine], [C₆H₅(CH₃)₃N]_{2n}," *Acta Chemica Scandinavica*, vol. 53, no. 3, pp. 188–193, 1999.
- [77] A. Bekaert, O. Barberan, E. B. Kaloun, et al., "Crystal structure of N-methylpyrrolidone-2-one-N-methylpyrrolidine-2-onium perbromide, C₁₀H₁₉Br₃N₂O₂," *Zeitschrift für Kristallographie: New Crystal Structures*, vol. 216, no. 3, pp. 457–458, 2001.
- [78] S. M. Hubig, S. V. Lindeman, and J. K. Kochi, "Charge-transfer bonding in metal-arene coordination," *Coordination Chemistry Reviews*, vol. 200–202, pp. 831–873, 2000.
- [79] S. L. Lawton, D. M. Hoh, R. C. Johnson, and A. S. Knisely, "Crystal structure of 4-methylpyridinium nonabromoantimonate(V), (4-C₆H₇NH)₂Sb^VBr₉," *Inorganic Chemistry*, vol. 12, no. 2, pp. 277–283, 1973.

- [80] J. Spandl, C. Daniel, I. Brüdgam, and H. Hartl, "Synthesis and structural characterization of redox-active dodecamethoxyheptaooxohexavanadium clusters," *Angewandte Chemie International Edition*, vol. 42, no. 10, pp. 1163–1166, 2003.
- [81] B. Le Gall, F. Conan, N. Cosquer, et al., "Unexpected behaviour of copper(I) towards a tridentate Schiff base: synthesis, structure and properties of new Cu(I)-Cu(II) and Cu(II) complexes," *Inorganica Chimica Acta*, vol. 324, no. 1-2, pp. 300–308, 2001.
- [82] H. Vogt, V. Quaschnig, B. Ziemer, and M. Meisel, "Synthesis and crystal structures of tris(diethylamino) benzylphosphonium bromides: $[(C_2H_5)_2N]_3PCH_2C_6H_5^+Br^- \cdot CH_3CN$ and $[(C_2H_5)_2N]_3PCH_2C_6H_5^+Br_3^-$," *Zeitschrift für Naturforschung, Section B*, vol. 52, no. 10, pp. 1175–1180, 1997.
- [83] B. B. Hughes, R. C. Haltiwanger, C. G. Pierpont, M. Hampton, and G. L. Blackmer, "Synthesis and structure of a 12-crown-4 sandwich complex of manganese(II), bis(1,4,7,10-tetraoxacyclododecane)manganese(II) tribromide," *Inorganic Chemistry*, vol. 19, no. 6, pp. 1801–1803, 1980.
- [84] M. Calleri and G. Ferguson, *Crystal Structure Communications*, vol. 1, p. 331, 1972.
- [85] S. L. Lawton and R. A. Jacobson, "The crystal structure of α -Picolinium Nonabromoantimonate(V), $(C_6H_7NH)_2Sb^+Br_9^-$," *Inorganic Chemistry*, vol. 7, no. 10, pp. 2124–2134, 1968.
- [86] J. V. Brenčić, A. N. Chernega, and R. Rotar, "Structural identification of rans- $[Mo^{III}Br_2py_4]Br_3$ (py=pyridine, C_5H_5N)," *Acta Chimica Slovenica*, vol. 46, no. 2, pp. 155–160, 1999.
- [87] G. L. Breneman, private communication, 2000.
- [88] S. L. Lawton, E. R. McAfee, J. E. Benson, and R. A. Jacobson, "Crystal structure of quinolinium hexabromoantimonate(V) tribromide, $(C_9H_7NH)_2Sb^+Br_9^-$," *Inorganic Chemistry*, vol. 12, no. 12, pp. 2939–2944, 1973.
- [89] K. N. Robertson, P. K. Bakshi, T. S. Cameron, and O. Knop, "Polyhalide anions in crystals. 3. The Br_8^{2-} anion in diquinuclidinium octabromide, the crystal structures of Me_4PBr_3 and quinuclidinium tribromide, and Ab initio calculations on polybromide anions," *Zeitschrift für anorganische und allgemeine Chemie*, vol. 623, no. 1, pp. 104–114, 1997.
- [90] H. Bock, A. Rauschenbach, C. Näther, M. Kleine, and J. W. Bats, "Einkristall-molekülstrukturen 107^{1,2}: strukturanänderungen von thianthren, 2,3,6,7-tetramethoxythianthren und 2,3,6,7-tetramethoxyselenanthren bei komplexbildung mit elektronenakzeptoren sowie bei einelektronenoxidation zu den radikalkationen," *Phosphorus, Sulfur and Silicon and Related Elements*, vol. 115, pp. 51–83, 1996.
- [91] J. Hübner, D. Wulff-Molder, H. Vogt, and M. Meisel, "Synthesis and crystal structures of (Benzyl)triphenylphosphonium Bromides, $[C_6H_5-CH_2P(C_6H_5)_3]^+Br^-$ and $[C_6H_5-CH_2P(C_6H_5)_3]^+Br_3^-$," *Zeitschrift für Naturforschung, Section B*, vol. 52, no. 11, pp. 1321–1324, 1997.
- [92] F. Gingl and J. Strahle, *Zeitschrift für Naturforschung, Section B*, vol. 44, p. 110, 1989.
- [93] A. I. Gubin, M. Zh. Buranbaev, V. P. Kostynyuk, O. I. Kopot', and A. I. Ii'in, *Crystallography Reports*, vol. 33, p. 1393, 1988.
- [94] V. A. Mikhailov, D. S. Yufit, and Yu. T. Struchkov, *Russian Journal of General Chemistry*, vol. 62, p. 399, 1992.
- [95] H. Vogt, S. I. Trijanov, and V. B. Rybakov, *Zeitschrift für Naturforschung, Section B*, vol. 48, p. 258, 1993.
- [96] S. Hauge and K. Marøy, "Syntheses and crystal structures of phenyltrimethylammonium salts of hexabromoselenate(IV), $[C_6H_5(CH_3)_3N]_2[SeBr_6]$, and catena-poly[(Di- μ -bromobis {tetrabromotellurate(IV)}]- μ -bromine], $[C_6H_5(CH_3)_3N]_{2n}[Se_2Br_{10} \cdot Br_2]_n$," *Acta Chemica Scandinavica*, vol. 50, no. 5, pp. 399–404, 1996.
- [97] R. Rotar, I. Leban, and J. V. Brenčić, "Trans-dichlorotetrakis(pyridine-N)-molybdenum(III) tribromide," *Acta Crystallographica, Section C*, vol. 52, no. 9, pp. 2155–2157, 1996.
- [98] P. K. Bakshi, M. A. James, T. S. Cameron, and O. Knop, "Polyhalide anions in crystals. Part 1. Triiodides of the Me_4N^+ , Me_4P^+ , quinuclidinium, 1-azoniapropellane, and 1,4-diazoniabicyclo[2.2.2]octane ($DabcoH_2^+$) cations, and 1,10-phenanthroline(1+) tribromide," *Canadian Journal of Chemistry*, vol. 74, no. 4, pp. 559–573, 1996.
- [99] L. D. Field, T. W. Hambley, T. He, P. A. Humphrey, C. M. Lindall, and A. F. Masters, "The syntheses of $[M(C_5PH_5)_2]^{n+}$ ($n = 0, 1$) complexes of nickel, iron and chromium. The structures of the decaphenylmetallocenium cations of nickel and iron," *Australian Journal of Chemistry*, vol. 49, no. 8, pp. 889–895, 1996.
- [100] J. Ollis, V. J. James, D. Ollis, and M. P. Bogaard, *Crystal Structure Communications*, vol. 5, p. 39, 1976.
- [101] M. P. Bogaard, J. Peterson, and A. D. Rae, *Crystal Structure Communications*, vol. 8, p. 347, 1979.
- [102] H. Vogt, D. Wulff-Molder, and M. Meisel, "Synthesis and crystal structures of (p-bromobenzyl)triphenylphosphonium bromides, $[(p-Br-C_6H_4CH_2)P(C_6H_5)_3]^+Br^-$; $[(p-Br-C_6H_4-CH_2)P(C_6H_5)_3]^+Br_2^-$," *Zeitschrift für Naturforschung, Section B*, vol. 51, no. 10, pp. 1443–1448, 1996.
- [103] A. Bekaert, O. Barberan, E. B. Kaloun, et al., *Zeitschrift für Kristallographie: New Crystal Structures*, vol. 217, p. 507, 2002.
- [104] L. N. Markovskii, V. E. Pashinnik, V. I. Tovstenko, et al., *Russian Journal of Organic Chemistry*, vol. 27, p. 1936, 1991.
- [105] S. Zürcher, J. Petrig, V. Gramlich, et al., "Charge-transfer salts of octamethylferrocenyl thioethers with organic acceptors (TCNQ and TCNQF₄) and trihalides (Br_3^- and I_3^-). Synthesis, structure, and physical properties," *Organometallics*, vol. 18, no. 18, pp. 3679–3689, 1999.
- [106] A. Bekaert, O. Barberan, E. B. Kaloun, et al., "Crystal structure of hexakis(N,N-dimethylformamide-O)aluminium(III) tris(tribromide), $Al[(CH_3)_2N(CH)O]_6(Br_3)_3$," *Zeitschrift für Kristallographie: New Crystal Structures*, vol. 217, no. 1, pp. 128–130, 2002.
- [107] F. J. Arnáiz, M. J. Miranda, R. Aguado, J. Maháa, and M. A. Maestro, "Uranyl polyhalides. Molecular structure of $[UO_2(OAsPh_3)_4](Br_3)_2$ and $[UO_2(OPPh_3)_4](I_3)_2$," *Polyhedron*, vol. 21, no. 27-28, pp. 2755–2760, 2002.
- [108] N. Kuhn, H. Bohnen, and G. Henkel, *Zeitschrift für Naturforschung, Section B*, vol. 49, p. 1473, 1994.
- [109] H. Vogt, C. Frauendorf, A. Fischer, and P. G. Jones, *Zeitschrift für Naturforschung, Section B*, vol. 50, p. 223, 1995.
- [110] Y.-Q. Wang, Z.-M. Wang, C.-S. Liao, and C.-H. Yan, "Bis(1,10-phenanthroline-1-ium) chlorodiiodide(1-) dichloroiodide(1-)," *Acta Crystallographica, Section C*, vol. 55, no. 9, pp. 1503–1506, 1999.
- [111] G. V. Shilov, O. N. Kazheva, O. A. D'yachenko, et al., "The synthesis, structure, and stability of N-cetylpyridinium interhalides: an experimental and quantum-chemical study," *Zhurnal Fizicheskoi Khimii*, vol. 76, no. 8, pp. 1436–1444, 2002.
- [112] H. Kobayashi, R. Kato, A. Kobayashi, et al., "The crystal structure of β' -(BEDT-TTF)₂ICl₂. A modification of the organic superconductor, β -(BEDT-TTF)₂I₃," *Chemistry Letters*, vol. 15, no. 1, pp. 89–92, 1986.

- [113] E. Laukhina, J. Vidal-Gancedo, S. Khasanov, et al., "New organic conductor and a novel structural phase transition in the BEDT-TTF trihalide family," *Advanced Materials*, vol. 12, no. 16, pp. 1205–1210, 2000.
- [114] E. Laukhina, J. Vidal-Gancedo, V. Laukhin, et al., "Multistability in a BEDT-TTF based molecular conductor," *Journal of the American Chemical Society*, vol. 125, no. 13, pp. 3948–3953, 2003.
- [115] E. M. Archer and T. G. D. van Schalkwyk, "The crystal structure of benzene iododichloride," *Acta Crystallographica*, vol. 6, no. 1, pp. 88–92, 1953.
- [116] J. V. Carey, P. A. Chaloner, P. B. Hitchcock, T. Neugebauer, and K. R. Seddon, *Journal of Chemical Research*, vol. 358, p. 2031, 1996.
- [117] Z.-M. Wang, Y.-Q. Wang, C.-S. Liao, and C.-H. Yan, "1,10-Phenanthroline(2+) dichloroiodide(1-) chloride," *Acta Crystallographica, Section C*, vol. 55, no. 9, pp. 1506–1508, 1999.
- [118] A. Parlow and H. Hartl, "2,2'-Bicholinium-dijodtrichlorid," *Acta Crystallographica, Section B*, vol. 35, no. 8, pp. 1930–1933, 1979.
- [119] R. Minkwitz and M. Berkei, "A new method for preparation and crystal structure of (trifluoromethyl)iodine dichloride," *Inorganic Chemistry*, vol. 38, no. 22, pp. 5041–5044, 1999.
- [120] H. Kobayashi, R. Kato, A. Kobayashi, et al., *Chemistry Letters*, p. 89, 1986.
- [121] T. J. Emge, H. H. Wang, P. C. W. Leung, et al., "New cation-anion interaction motifs, electronic band structure, and electrical behavior in β -(ET)₂X salts (X=ICl₂⁻ and BrICl⁻)," *Journal of the American Chemical Society*, vol. 108, no. 4, pp. 695–702, 1986.
- [122] R. P. Shibaeva, L. P. Rozenberg, E. B. Yagubskii, A. A. Ignat'ev, and A. I. Kotov, *Doklady Akademii Nauk SSSR*, vol. 292, p. 1405, 1987.
- [123] E. Laukhina, V. Tkacheva, A. Chekhlov, et al., "Polymorphism of a new bis(ethylenedithio)tetrathiafulvalene (BEDT-TTF) based molecular conductor; novel transformations in metallic BEDT-TTF layers," *Chemistry of Materials*, vol. 16, no. 12, pp. 2471–2479, 2004.
- [124] A. N. Chekhlov, *Journal of Structural Chemistry*, vol. 45, p. 960, 2004.
- [125] V. A. Nikiforov, V. S. Karavan, S. A. Miltsov, et al., *ARKIVOC*, vol. 4, p. 191, 2003.
- [126] A. Bozopoulos and C. A. Kavounis, *Zeitschrift für Kristallographie: New Crystal Structures*, vol. 219, p. 501, 2004.
- [127] J. M. Williams, T. J. Emge, M. A. Firestone, et al., *Molecular Crystals and Liquid Crystals*, vol. 148, p. 233, 1987.
- [128] R. P. Shibaeva, L. P. Rozenberg, M. A. Simonov, N. D. Kushch, and E. B. Yagubskii, *Crystallography Reports*, vol. 33, p. 1156, 1988.
- [129] G. Bandoli, D. A. Clemente, and M. Nicolini, "Crystal and molecular structure of hexadecyltrimethylammonium dichloroiodide, an antiseptic agent," *Journal of Chemical Crystallography*, vol. 8, no. 6, pp. 279–293, 1978.
- [130] J. Grebe, G. Geiseler, K. Harms, and K. Dehnicke, "Synthesis and crystal structure of PPh₄[PhICl₃]," *Zeitschrift für Naturforschung, Section B*, vol. 54, no. 1, pp. 140–143, 1999.
- [131] F. Belaj, "Structure and thermal motion of tetrakis(trichlorophosphazeno)phosphonium dichloroiodate(I), [P(NP Cl₃)₄]⁺[ICl₂]⁻.2[(CCL₄)_x(CHCl₃)_{1-x}], =0.67(2)," *Acta Crystallographica, Section B*, vol. 51, no. 1, pp. 65–71, 1995.
- [132] F. C. March and F. Ferguson, "Stereochemistry of some organic derivatives of group Vb elements. Part VIII. Crystal and molecular structure of μ -chloro-bis[hydroxytriphenylarsenic](1+) dichloroiodate(1)," *Journal of the Chemical Society, Dalton Transactions*, no. 14, pp. 1381–1384, 1975.
- [133] V. V. Zhdankin, J. A. Callies, K. J. Hanson, and J. Bruno, "New alkylidonium derivatives stabilized by ammonium or phosphonium groups," *Tetrahedron Letters*, vol. 40, no. 10, pp. 1839–1842, 1999.
- [134] S. E. Sosonyuk, M. N. Bulanov, I. F. Leshcheva, and N. V. Zyk, *Russian Chemical Bulletin*, p. 1159, 2002.
- [135] G. J. Visser and A. Vos, "The length of the I-Cl bond in tetramethylammonium dichloroiodide," *Acta Crystallographica*, vol. 17, no. 10, pp. 1336–1337, 1964.
- [136] M. El Essawi and K.-F. Tebbe, "Studies on polyhalides, XXXIV. Cesium(18-crown-6)dichloroiodate, [Cs(C₁₂H₂₄O₆)ICl₂ICl₂]," *Zeitschrift für Naturforschung, Section B*, vol. 53, no. 2, pp. 263–265, 1998.
- [137] J. Grebe, F. Weller, and K. Dehnicke, *Zeitschrift für Kristallographie: New Crystal Structures*, vol. 212, p. 37, 1997.
- [138] M. R. Caira and J. F. de Wet, "4,4,5,5-Tetramethyl-2-phenyl-1,3-dioxolan-2-ylum dichloroiodate(I)," *Acta Crystallographica, Section B*, vol. 37, no. 3, pp. 709–711, 1981.
- [139] C. Rømming, *Acta Chemica Scandinavica*, vol. 12, p. 668, 1958.
- [140] E. S. Lang, R. A. Burrow, and J. Diniz, " β -Pyridinium dichloroiodide," *Acta Crystallographica, Section C*, vol. 56, no. 4, pp. 471–472, 2000.
- [141] S. Chitsaz, H. Folkerts, J. Grebe, et al., "Crystal structures of a series of compounds with cations of the type [R₃PNH₂]⁺, [R₃PN(H)SiMe₃]⁺, and [R₃PN(SiMe₃)₂]⁺," *Zeitschrift für anorganische und allgemeine Chemie*, vol. 626, no. 3, pp. 775–783, 2000.
- [142] S. Hauge and K. Marøy, "Syntheses and crystal structures of phenyltrimethylammonium salts of hexachlorotellurate(IV), [C₆H₅(CH₃)₃N]₂[TeCl₆], catena-poly[(Di- μ -chlorobistetrachlorotellurate(IV))- μ -bromine], [C₆H₅(CH₃)₃N][Te₂Cl₁₀·Br₂]_n," *Acta Chemica Scandinavica*, vol. 50, no. 12, pp. 1095–1101, 1996.
- [143] N. C. Baenziger, R. E. Buckles, and T. D. Simpson, "Complexes of p-anisylethylenes. III. Crystal structure of the dichloroiodate(I) salt of the tetra-p-anisylethylene dication," *Journal of the American Chemical Society*, vol. 89, no. 14, pp. 3405–3408, 1967.
- [144] S. H. Irsen and R. Dronskowski, "Synthesis and X-ray crystal structure determination of thiotriethiazyl iododichloride, S₄N₃ICl₂," *Zeitschrift für Naturforschung, Section B*, vol. 57, no. 12, pp. 1387–1390, 2002.
- [145] A. J. Schultz, U. Geiser, A. M. Kini, et al., "Preparation and characterization of two structural phases of (EPT)₂ICl₂," *Synthetic Metals*, vol. 27, no. 1-2, pp. 229–233, 1988.
- [146] A. I. Gubin, A. I. Ill'in, E. G. Pugina, V. P. Kostinyuk, and M. Zh. Buranbaev, *Crystallography Reports*, vol. 35, p. 501, 1990.
- [147] C. J. Carmalt, N. C. Norman, and L. J. Farrugia, "The syntheses and structures of two large iodoantimonate anions," *Polyhedron*, vol. 12, no. 17, pp. 2081–2090, 1993.
- [148] P. D. Boyle, W. I. Cross, S. M. Godfrey, C. A. McAuliffe, R. G. Pritchard, and S. Teat, "The reaction of N-methylbenzothiazole-2-selone with the interhalogens iodine monobromide and iodine monochloride," *Journal of the Chemical Society, Dalton Transactions*, no. 13, pp. 2219–2223, 1999.

- [149] R. Minkwitz and M. Berkei, "Crystal structure of Tetraphenylphosphonium dichloroiodate(I) [PPh₄][ICl₂]," *Zeitschrift für Naturforschung, Section B*, vol. 56, no. 1, pp. 39–42, 2001.
- [150] J. D. Protasiewicz, *Chemical Communications*, p. 1115, 1995.
- [151] A. K. Mishra, M. M. Olmstead, J. J. Ellison, and P. P. Power, "Detailed structural characterization of the polyvalent iminodinanones ArINTs (Ar = C₆H₅ or 2,4,6-Me₃C₆H₂; Ts = SO₂C₆H₄-4-Me) and the aryldichloroiodinane 2,4,6-i-Pr₃C₆H₂ICl₂," *Inorganic Chemistry*, vol. 34, no. 12, pp. 3210–3214, 1995.
- [152] J. Grebe, G. K. Harms, F. Weller, and K. Dehnicke, "Reaktionen silylierter Phosphanimine mit Iodmonochlorid und Iodtrichlorid. Die Kristallstrukturen von [Me₃SiNPM₃ · ICl], [Ph₃PNCl · ICl] und [Me₃PN(H)PM₃][ICl₂]," *Zeitschrift für anorganische und allgemeine Chemie*, vol. 621, no. 9, pp. 1489–1495, 1995.
- [153] W. Gabes and K. Olie, *Crystal Structure Communications*, vol. 3, p. 753, 1974.
- [154] R. T. Boere, A. W. Cordes, R. T. Oakley, and R. W. Reed, *Chemical Communications*, p. 655, 1985.
- [155] R. T. Boeré, A. W. Cordes, S. L. Craig, R. T. Oakley, and R. W. Reed, "Stereochemistry of oxidation of 1,5,2,4,6,8-dithiatetrazocines. Preparation and crystal structures of [(Me₂E)₂C₂E₂Cl]⁺X⁻ (X⁻ = PF₆⁻, Cl₆⁻) and (Me₂N)₂C₂N₄S₂(O)₂[N(CF₃)₂]₂," *Journal of the American Chemical Society*, vol. 109, no. 3, pp. 868–874, 1987.
- [156] T. Chivers, J. F. Richardson, and N. R. M. Smith, "Reaction of Dimethylcyanamide with sulfur dichloride: X-ray crystal structures of the N,N'-(-Chlorosulfoniumylidene)bis(N¹,N¹-dimethylchloroformamidine) complexes [(Me₂NC(Cl)N)₂SCL]⁺X⁻ (X⁻ = Cl⁻, Cl₃⁻) and the Hydrolysis product [Me₂NC(Cl)NH₂]⁺Cl⁻ · H₂O," *Inorganic Chemistry*, vol. 24, no. 15, pp. 2453–2458, 1985.
- [157] M. P. Bogaard, J. Peterson, and A. D. Rae, "Tetraphenylarsonium trichloride," *Acta Crystallographica, Section B*, vol. 37, no. 7, pp. 1357–1359, 1981.
- [158] J. Taraba and Z. Zak, "Diphenyldichlorophosphonium trichloride-chlorine solvate 1:1, [PPh₂Cl₂]⁺Cl₃⁻ · Cl₂: an ionic form of diphenyltrichlorophosphorane. Crystal structures," *Inorganic Chemistry*, vol. 42, no. 11, pp. 3591–3594, 2003.
- [159] A. Gorge, U. Patt-Siebel, U. Müller, and K. Dehnicke, *Zeitschrift für Naturforschung, Section B*, vol. 43, p. 1633, 1988.
- [160] M. Jansen and S. Strojek, *Zeitschrift für Naturforschung, Section B*, vol. 50, p. 1171, 1995.
- [161] A. Bondi, "van der Waals volumes and radii," *The Journal of Physical Chemistry*, vol. 68, no. 3, pp. 441–451, 1964, CSD covalent and van der Waals radii (r_{cov} and r_{v_dw}) have been used; r_{cov} : r_{Cl} = 0.99, r_{Br} = 1.21, r_I = 1.40, r_S = 1.02, r_{Se} = 1.22, r_{Te} = 1.47 Å; r_{v_dw} : r_{Cl} = 1.75, r_{Br} = 1.85, r_I = 1.98, r_S = 1.80, r_{Se} = 1.90, r_{Te} = 2.06 Å.
- [162] J. Y. Becker, J. Bernstein, M. Dayan, and L. Shahal, *Chemical Communications*, p. 1048, 1992.
- [163] R. K. Kumar, G. Aravamudan, M. Seshasayee, K. Sivakumar, H.-K. Fun, and I. Goldberg, "Synthesis and structural characterization of two interesting sandwich and double sandwich type mixed-valent tellurium-dithiocarbamate complexes," *Polyhedron*, vol. 17, no. 10, pp. 1659–1666, 1998.
- [164] O. Foss, J. Henjum, K. Maartmann-Moe, and K. Maroy, *Acta Chemica Scandinavica*, vol. 41, p. 77, 1987.
- [165] P. Sekar and J. A. Ibers, "Synthesis and characterization of HN(SPⁱPR₂)(SePPh₂) and [Te{N(SPⁱPR₂)(SePPh₂)₂}]," *Inorganic Chemistry*, vol. 42, no. 20, pp. 6294–6299, 2003.
- [166] C. A. Dodds, A. R. Kennedy, J. Reglinski, and M. D. Spicer, "Pushing the frontiers of hard and soft scorpionate chemistry," *Inorganic Chemistry*, vol. 43, no. 2, pp. 394–395, 2004.
- [167] G. Canseco-Melchor, V. García-Montaivo, R. A. Toscano, and R. Cea-Olivares, "New mixed ligand organotellurium(IV) compounds containing dithiocarbamates and the more flexible imidotetraphenyldithiodiphosphinates. The crystal structures of C₈H₈Te(S₂CNET₂)[(SPPH₂)₂N] · H₂O, C₈H₈Te(S₂CNC₅H₁₀)[(SPPH₂)₂N], and C₈H₈Te(S₂CNC₄H₈S)[(SPPH₂)₂N]," *Zeitschrift für anorganische und allgemeine Chemie*, vol. 627, no. 10, pp. 2391–2396, 2001.
- [168] K. Ase, *Acta Chemica Scandinavica*, vol. 23, p. 3206, 1969.
- [169] K. von Deuten, W. Schnabel, and G. Klar, *Crystal Structure Communications*, vol. 8, p. 221, 1979.
- [170] U. Müller and W. Bubenheim, "Synthese und Kristallstrukturen von (NEt₄)₂[TeS₃], (NEt₄)₂[Te(S₅)(S₇)] und (NEt₄)₄[Te(S₅)₂][Te(S₇)₂]," *Zeitschrift für anorganische und allgemeine Chemie*, vol. 625, no. 9, pp. 1522–1526, 1999.
- [171] G. C. Rout, M. Seshasayee, G. Aravamudan, and K. Radha, "Molecular structure of thiocyanatotriss (2,2'-iminodiethanoldithiocarbamate) tellurium(IV) monohydrate," *Journal of Chemical Crystallography*, vol. 14, no. 2, pp. 193–204, 1984.
- [172] G. C. Rout, M. Seshasayee, G. Aravamudan, and S. Sowrirajan, "Synthesis and structure of trans-bis[2(3H)-benzimidazolethione]bis(thiourea)tellurium(II) chloride, [Te(CH₄N₂S)₂ (C₇H₆N₂S)₂Cl₂]," *Acta Crystallographica, Section C*, vol. 40, no. 6, pp. 963–965, 1984.
- [173] J. Novosad, K. W. Tornroos, M. Necas, A. M. Z. Slawin, J. D. Woollins, and S. Husebye, "Reaction of large-bite ligands with various tellurium compounds. Synthesis and structural characterization of [Te₂(μ-Cl)₂{(SPPH₂)₂N}₂], [(4-MeOC₆H₄TeCl₃)₂{μ-Ph₂P(S)CH₂CH₂P(S)Ph₂}] and [Te₂(μ-Ph₂PS₂)₂] representing novel types of tellurium complexes," *Polyhedron*, vol. 18, no. 22, pp. 2861–2867, 1999.
- [174] D. J. Birdsall, J. Novosad, A. M. Z. Slawin, and J. D. Woollins, "Synthesis and crystal structures of tellurium complexes containing imidophosphinate ligands," *Journal of the Chemical Society, Dalton Transactions*, no. 4, pp. 435–439, 2000.
- [175] G. C. Rout, M. Seshasayee, G. Aravamudan, and S. Sowrirajan, "Synthesis and structure of tetrakis(phenylene-thiourea)tellurium(II) chloride dihydrochloride, C₂₈H₂₆N₈S₄Cl₄Te," *Polyhedron*, vol. 3, no. 8, pp. 921–927, 1984.
- [176] M. Wieber, E. Schmidt, and C. Burschka, "Dimethyl-tellur-bis(alkylxanthogenate)," *Zeitschrift für anorganische und allgemeine Chemie*, vol. 525, no. 6, pp. 127–134, 1985.
- [177] G. C. Rout, M. Seshasayee, G. Aravamudan, and S. Sowrirajan, "Crystal and molecular structure of tetrakis(phenylenethiourea)tellurium(II) perchlorate hexahydrate, C₂₈H₂₄N₈O₈S₄Cl₂Te · 6H₂O," *Journal of Chemical Crystallography*, vol. 15, no. 4, pp. 377–386, 1985.
- [178] G. Valle, S. Calogero, and U. Russo, *Crystal Structure Communications*, vol. 9, p. 649, 1980.
- [179] R. C. Elder, T. Marcuso, and P. Boolchand, "The crystal structure of tetrakis(ethylenethiourea)tellurium(II) chloride dihydrate: a novel (+ - + -) square-planar conformer," *Inorganic Chemistry*, vol. 16, no. 11, pp. 2700–2704, 1977.
- [180] H. K. Ault and S. Husebye, *Acta Chemica Scandinavica, Series A*, vol. 32, p. 157, 1978.
- [181] G. G. Briand, T. Chivers, and G. Schatte, "Redox chemistry of tellurium bis(tert-butylamido)cyclodiphosph(V)azane disulfide and diselenide systems: a spectroscopic and structural study," *Inorganic Chemistry*, vol. 41, no. 7, pp. 1958–1965, 2002.

- [182] R. K. Chadha, J. E. Drake, N. T. McManus, B. A. Quinlan, and A. B. Sarkar, "Synthesis and characterization of aryl-dihalo(dialkyl dithiophosphato)tellurium(IV) and diarylbis(dialkyl dithiophosphato)tellurium(IV). Crystal structures of p -MoC₆H₄TeBr₂[S₂P(OMe)₂] and Ph₂Te[S₂P(OMe)₂]₂," *Organometallics*, vol. 6, no. 4, pp. 813–819, 1987.
- [183] O. Foss, K. Maartmann-Moe, and K. Maroy, *Acta Chemica Scandinavica, Series A*, vol. 40, p. 685, 1986.
- [184] S. Husebye and K. W. Törnroos, "trans-Tetrachlorobis(N,N'-dimethylimidazolidine-2-thione)tellurium(IV), a thiourea complex of tellurium with asymmetric Te-S bonds," *Acta Crystallographica, Section C*, vol. 56, no. 10, pp. 1242–1244, 2000.
- [185] D. Dakternieks, R. di Giacomo, R. W. Gable, and B. F. Hoskins, "Crystal structures of Ph₂Te(S₂P(OEt)₂)₂ and of two modifications of Ph₂Te(S₂CNEt₂)₂," *Journal of Organometallic Chemistry*, vol. 349, no. 3, pp. 305–314, 1988.
- [186] M. G. Newton, R. B. King, I. Haiduc, and A. Silvestru, "A unique supramolecular structure of catena-poly[bis(μ -diphenylphosphinodithioato)ditellurium(I) (Te-Te)], [Te₂(S₂PPh₂)₂]_n, containing Te-Te ··· Te-Te ··· chains," *Inorganic Chemistry*, vol. 32, no. 18, pp. 3795–3796, 1993.
- [187] J. E. Drake, L. N. Khasrou, A. G. Mislankar, and R. Ratnani, *Canadian Journal of Chemistry*, vol. 72, p. 1328, 1994.
- [188] D. J. Williams, V. L. H. Bevilacqua, P. A. Morson, W. T. Pennington, G. L. Schimek, and N. T. Kawai, "Main group metal halide complexes with sterically hindered thioureas. Part XVII. The crystal and molecular structures of two new tellurium chloride complexes with 1,3-dimethyl-2(3H)-imidazolethione," *Inorganica Chimica Acta*, vol. 308, no. 1-2, pp. 129–134, 2000.
- [189] M. Necas, J. Novosad, and S. Husebye, "Tellurium complexes with new, large-bite dithio ligands. The crystal structures of *cis*- and *trans*- [Te{Ph₂P(S)-N-P(S)(OPh)₂}₂] and [(4-MeOC₆H₄TeCl₃)₂{ μ -iPr₂P(S)-Fc-P(S)ⁱPr₂}₂]," *Journal of Organometallic Chemistry*, vol. 623, no. 1-2, pp. 124–130, 2001.
- [190] S. Husebye, K. W. Törnroos, and H. Zhu, "Cis-trans isomerism in square planar [TeCl₂(stu)₂] complexes with bulky substituted thiourea (stu) ligands syntheses and structures of four new tellurium(II) complexes," *Zeitschrift für anorganische und allgemeine Chemie*, vol. 627, no. 8, pp. 1921–1927, 2001.
- [191] G. Canseco-Melchor, V. Garcia-Montalvo, R. A. Toscano, and R. Cea-Olivares, "Synthesis and spectroscopic characterization of new mixed ligand organotellurium(IV) compounds employing dithiocarbamates and imidotetraphenyl-dithiodiphosphinates. Crystal structure of [C₄H₈Te(S₂CNEt₂)₂]{(SPPPh₂)₂N}, [C₄H₈Te(S₂CNC₅H₁₀)]{(SPPPh₂)₂N} and [C₄H₈Te(S₂CNC₄H₈S)]{(SPPPh₂)₂N}]," *Journal of Organometallic Chemistry*, vol. 631, no. 1-2, pp. 99–104, 2001.
- [192] S. Bjornevag, S. Husebye, and K. Maartmann-Moe, *Acta Chemica Scandinavica, Series A*, vol. 36, p. 195, 1982.
- [193] D. Dakternieks, R. di Giacomo, R. W. Gable, and B. F. Hoskins, "Synthesis, NMR spectroscopic investigation, and crystal structures of 1,3-dihydro-2 λ^4 -benzotellurole-2,2-diyl bis(diethyldithiocarbamate), C₈H₈Te[S₂CNEt₂]₂; S,S'-1, 3-dihydro-2 λ^4 -benzotellurole-2,2-diyl O,O',O'-tetraethyl bis(dithiophosphate), C₈H₈Te[S₂P(OEt)₂]₂; and 1, 3-dihydro-2 λ^4 -2X4-benzotellurole-2,2-diyl bis(0-ethyl xanthate), C₈H₈Te[S₂COEt]₂," *Journal of the American Chemical Society*, vol. 110, no. 20, pp. 6753–6761, 1988.
- [194] J. H. E. Bailey, J. E. Drake, A. B. Sarkar, and M. L. Y. Wong, "Preparation and characterization of diphenylbis(N,N-dialkyl-dithiocarbamato)tellurium(IV) and chlorodiphenyl(N,N-dialkyl-dithiocarbamato)tellurium(IV). Crystal structures of Ph₂Te[S₂CNMe₂]₂, Ph₂TeCl[S₂CNEt₂], and Ph₂TeCl[S₂CN(*i*-Pr)₂]," *Canadian Journal of Chemistry*, vol. 67, no. 11, pp. 1735–1743, 1989.
- [195] S. Husebye, K. Maartmann-Moe, and O. Mikalsen, *Acta Chemica Scandinavica*, vol. 44, p. 464, 1990.
- [196] J. H. E. Bailey, J. E. Drake, and M. L. Y. Wong, "Preparation and characterization of a series of bromodiphenyl(N,N-dialkyl-dithiocarbamato)tellurium(IV) compounds where R=Me, Et, *i*-Pr, Bu, and of chlorodiphenyl(N,N-dibutyldithiocarbamato)tellurium(IV) and diphenylbis(N,N-dibutyldithiocarbamato)tellurium(IV). Crystal structure of Ph₂TeBr[S₂CNEt₂] and Ph₂Te[S₂CNBU₂]₂," *Canadian Journal of Chemistry*, vol. 69, no. 12, pp. 1948–1956, 1991.
- [197] N. W. Alcock, J. Culver, and S. M. Roe, "Secondary bonding. Part 15. Influence of lone pairs on co-ordination: comparison of diphenyl-tin(IV) and -tellurium(IV) carboxylates and dithiocarbamates," *Journal of the Chemical Society, Dalton Transactions*, no. 9, pp. 1477–1484, 1992.
- [198] J. O. Bogason, D. Dakternieks, S. Husebye, K. Maartmann-Moe, and H. Zhu, *Phosphorus, Sulfur, and Silicon and the Related Elements*, vol. 71, p. 13, 1992.
- [199] S. Husebye, K. Maartmann-Moe, and O. Mikalsen, *Acta Chemica Scandinavica*, vol. 44, p. 802, 1990.
- [200] J. E. Drake, R. J. Drake, A. Silvestru, and J. Yang, "Tetraorganodichalcogenoimidodiphosphinato derivatives of dimethyltellurium(IV) compounds. Crystal structures of Me₂Te[(SPPPh₂)₂N]₂, Me₂TeCl[(SPPPh₂)₂N], Me₂Tel[(SPPPh₂)₂N], and Me₂TeCl[(OPPh₂)(SPPPh₂)N]," *Canadian Journal of Chemistry*, vol. 77, no. 3, pp. 356–366, 1999.
- [201] S.-P. Huang, S. Dhingra, and M. G. Kanatzidis, "Synthesis and properties of the homo- and heteropolychalcogenide [A(Q₅)₂]²⁻ family (A=Te, Q=S, Se; A=Se, Q=Se). Crystal structures of (Ph₄P)₂[Te(S₅)₂] and β - (Ph₄P)₂[Se(S₅)₂]," *Polyhedron*, vol. 11, no. 15, pp. 1869–1875, 1992.
- [202] W. Bubenheim, G. Frenzen, and U. Müller, "Synthese und Kristallstrukturen von (PPh₄)₂[Te(S₃)] · 2CH₃CN and (PPh₄)₂[Te(S₅)₂]," *Zeitschrift für anorganische und allgemeine Chemie*, vol. 620, no. 6, pp. 1046–1050, 1994.
- [203] H. Fleischer and D. Schollmeyer, "Trans-bis(1H-benzimidazole-1-thione-S)tetrachlorotellurium methanol disolvate," *Acta Crystallographica, Section E*, vol. 58, no. 8, pp. 901–903, 2002.
- [204] J. E. Drake, R. Ratnani, and J. Yang, "Diphenyltellurium(IV) monothiocarbamates. The molecular structures of Ph₂Te[SCONEt₂]₂, Ph₂TeCl[SCONEt₂], Ph₂TeCl[SCONCH₂(CH₂)₂(CH₂)], and Ph₂TeCl[SCONCH₂(CH₂)₃(CH₂)]," *Inorganica Chimica Acta*, vol. 325, no. 1-2, pp. 130–140, 2001.
- [205] S. Husebye, K. W. Törnroos, and H.-Z. Zhu, "Chlorotris(N,N'-dicyclohexylthiourea-S)tellurium(II) chloride, a tellurium complex with a TeClS₃ coordination sphere," *Acta Crystallographica, Section C*, vol. 57, no. 7, pp. 854–856, 2001.
- [206] J. E. Drake, L. N. Khasrou, A. G. Mislankar, and R. Ratnani, "The X-ray crystal structures of (O,O-2,3-dimethylbutylene and O,O-2-dimethylpropylene dithiophosphato)diphenyltellurium(IV) derivatives, Ph₂Te[S₂POCMe₂CMe₂O]₂ and 2Ph₂Te[S₂POCH₂CMe₂CH₂O]₂ · 2Ph₂TeCl₂ · CS₂ and those of (O,O-2,3-dimethylbutylene and O,O-2-dimethylpropylene dithiophosphoric acids, HS₂POCMe₂CMe₂O and HS₂POCH₂CMe₂CH₂O," *Polyhedron*, vol. 19, no. 4, pp. 407–412, 2000.

- [207] S. Husebye, D. Mughannam, and K. W. Törnroos, "Cis-trans isomerism in square planar $[\text{TeX}_2(\text{stu})_2]$ complexes ($\text{X}=\text{Br}, \text{I}$) with bulky substituted thiourea (stu) ligands. Syntheses and structures of four new tellurium(II) complexes," *Phosphorus, Sulfur, and Silicon and the Related Elements*, vol. 178, no. 8, pp. 1825–1837, 2003.
- [208] O. Foss and K. Maroy, *Acta Chemica Scandinavica*, vol. 20, p. 123, 1966.
- [209] S. Hauge and O. Vikane, *Acta Chemica Scandinavica, Series A*, vol. 29, p. 755, 1975.
- [210] O. Foss, S. Husebye, K. W. Törnroos, and P. E. Fanwick, "Synthesis and X-ray crystal structures of six $[\text{TeL}_4][\text{MF}_6]$ salts, where L is ethylene- or trimethylene-thiourea, and M is Si, Ge or Sn. Five Te(II) complexes with a novel type of structure linked together by unusual N—H—F hydrogen bonds," *Polyhedron*, vol. 23, no. 18, pp. 3021–3032, 2004.
- [211] J. E. Drake, L. N. Khasrou, A. G. Mislankar, and R. Ratnani, "Dimethyltellurium(IV) derivatives with mixed 1,1-dithio ligands. Crystal structures of $\text{Me}_2\text{Te}[\text{S}_2\text{CNMe}_2][\text{S}_2\text{COEt}]$ and $\text{Me}_2\text{Te}[\text{S}_2\text{CNET}_2][\text{S}_2\text{COMe}]$," *Canadian Journal of Chemistry*, vol. 77, no. 7, pp. 1262–1273, 1999.
- [212] J. E. Drake, R. J. Drake, L. N. Khasrou, A. G. Mislankar, R. Ratnani, and J. Yang, "Synthesis, spectroscopic and structural studies of O-methyl and O-isopropyl monothiocarbonate (monoxanthate) derivatives of dimethyl- and diphenyltellurium(IV). Crystal structures of $\text{Me}_2\text{Te}[\text{SCO}_2(\text{i-Pr})_2]$, $\text{Ph}_2\text{Te}[\text{SCO}_2(\text{i-Pr})_2]$, $\text{Me}_2\text{TeCl}[\text{SCO}_2\text{Me}]$, and $\text{Me}_2\text{TeBr}[\text{SCO}_2(\text{i-Pr})]$," *Canadian Journal of Chemistry*, vol. 74, no. 11, pp. 1968–1982, 1996.
- [213] J. E. Drake and J. Yang, "Synthesis and spectroscopic characterization of pyrrolidyl and piperidyl dithioformate derivatives of dimethyltellurium(IV) compounds. Crystal structures of $\text{Me}_2\text{Te}[\text{S}_2\text{CN}(\text{CH}_2)_3\text{CH}_2]_2$, $\text{Me}_2\text{Te}[\text{S}_2\text{CN}(\text{CH}_2)_4\text{CH}_2]_2$, $\text{Me}_2\text{Te}\{\text{S}_2\text{CN}(\text{CH}_2)_3\text{CH}_2\}[\text{S}_2\text{CN}(\text{CH}_2)_4\text{CH}_2]$, $\text{Me}_2\text{TeCl}[\text{S}_2\text{CN}(\text{CH}_2)_3\text{CH}_2]$, $\text{Me}_2\text{TeBr}[\text{S}_2\text{CN}(\text{CH}_2)_3\text{CH}_2]$, $\text{Me}_2\text{TeI}[\text{S}_2\text{CN}(\text{CH}_2)_3\text{CH}_2]$, $\text{Me}_2\text{TeCl}[\text{S}_2\text{CN}(\text{CH}_2)_4\text{CH}_2]$, and $\text{Me}_2\text{TeI}[\text{S}_2\text{CN}(\text{CH}_2)_4\text{CH}_2]$," *Inorganic Chemistry*, vol. 36, no. 9, pp. 1890–1903, 1997.
- [214] V. García-Montalvo, M. K. Zamora-Rosete, D. Gorostieta, R. Cea-Olivares, R. A. Toscano, and S. Hernández-Ortega, "Organotellurium(IV) derivatives of tetraphenyldichalcogenoimidodiphosphinates - the crystal and molecular structure of $[\text{C}_4\text{H}_8\text{TeI}\{\text{Ph}_2(\text{Se})\text{PNP}(\text{Se})\text{Ph}_2\}]$, $[\text{C}_4\text{H}_8\text{TeI}\{\text{Ph}_2(\text{S})\text{PNP}(\text{S})\text{Ph}_2\}]$, $[\text{C}_4\text{H}_8\text{Te}\{\text{Ph}_2(\text{S})\text{PNP}(\text{S})\text{Ph}_2\}_2]$, $[\text{C}_8\text{H}_8\text{TeI}\{\text{Ph}_2(\text{S})\text{PNP}(\text{S})\text{Ph}_2\}]$, and $[\text{O}(\text{TeC}_4\text{H}_8)_2\{\text{Ph}_2(\text{O})\text{PNP}(\text{O})\text{Ph}_2\}]_2$ [I, I_3] representing a novel type of ring systems," *European Journal of Inorganic Chemistry*, vol. 2001, no. 9, pp. 2279–2285, 2001.
- [215] J. H. E. Bailey and J. E. Drake, "Synthesis and characterization of dimethyl- and dimethoxyphenylbis(*N,N*-dialkyldithiocarbamate)tellurium(IV) and chlorodimethyl- and chlorodimethoxyphenyl-(*N,N*-dialkyldithiocarbamate)tellurium(IV). Crystal structures of $\text{Me}_2\text{Te}[\text{S}_2\text{CNMe}_2]_2$ and $(p-\text{MeOC}_6\text{H}_4)_2\text{Te}[\text{S}_2\text{CNMe}_2]_2$," *Canadian Journal of Chemistry*, vol. 71, no. 1, pp. 42–50, 1993.
- [216] J. Novosad, S. V. Lindeman, J. Marek, J. D. Woollins, and S. Husebye, "Synthesis and structural characterization of $[\text{Te}\{\text{SePPh}_2\}_2\text{N}\}_2$ and $[4-\text{MeOPhTe}\{\text{SPPPh}_2\}_2\text{N}\}_2$," *Heteroatom Chemistry*, vol. 9, no. 7, pp. 615–621, 1998.
- [217] S. Husebye and J. W. George, "Crystal and molecular structure of trans-tetrabromo- and trans-tetrachlorobis(tetramethylthiourea)tellurium(IV)," *Inorganic Chemistry*, vol. 8, no. 2, pp. 313–319, 1969.
- [218] K. Ase and I. Roti, *Acta Chemica Scandinavica, Series A*, vol. 28, p. 104, 1974.
- [219] S. Esperas, J. W. George, S. Husebye, and O. Mikalsen, *Acta Chemica Scandinavica, Series A*, vol. 29, p. 141, 1975.
- [220] O. Foss, H. M. Kjøge, and K. Maroy, *Acta Chemica Scandinavica*, vol. 19, p. 2349, 1965.
- [221] K. Ase, K. Maartmann-Moe, and J. O. Solheim, *Acta Chemica Scandinavica*, vol. 25, p. 2467, 1971.
- [222] O. Foss, K. Maroy, and S. Husebye, *Acta Chemica Scandinavica*, vol. 19, p. 2361, 1965.
- [223] K. Ase, K. Boyum, O. Foss, and K. Maroy, *Acta Chemica Scandinavica*, vol. 25, p. 2457, 1971.
- [224] O. Foss, N. Lyssandtrae, K. Maartmann-Moe, and M. Tysse-land, *Acta Chemica Scandinavica*, vol. 27, p. 218, 1973.
- [225] K. Fosheim, O. Foss, A. Scheie, and S. Solheimsnes, *Acta Chemica Scandinavica*, vol. 19, p. 2336, 1965.
- [226] O. Foss and K. Maartmann-Moe, *Acta Chemica Scandinavica, Series A*, vol. 41, p. 310, 1987.
- [227] O. P. Anderson, *Acta Chemica Scandinavica*, vol. 25, p. 3593, 1971.
- [228] K. Ase, O. Foss, and I. Roti, *Acta Chemica Scandinavica*, vol. 25, p. 3808, 1971.
- [229] A. S. Foust, "Structures of bis(μ -thiourea-*S*)-bis[bis(thiourea-*S*)tellurium(II)] cations," *Inorganic Chemistry*, vol. 19, no. 4, pp. 1050–1055, 1980.
- [230] O. Foss and S. Hauge, *Acta Chemica Scandinavica*, vol. 19, p. 2395, 1965.
- [231] M. A. Beno, R. Sundell, and J. M. Williams, *Croatica Chemica Acta*, vol. 57, p. 695, 1984.
- [232] V. Kumar, G. Aravamudan, and M. Seshasayee, "Interaction of heterocyclic thioamides with tellurium(II) and tellurium(IV). Syntheses and crystal structures of bis[2-(2-thioxo-1,3-thiazolidin-3-yl)-4,5-dihydro-1,3-thiazolium]hexabromotellurate(IV) and tris(1-methylimidazole-2-(3*H*)-thione)tellurium(II) bromide," *Polyhedron*, vol. 9, no. 24, pp. 2879–2885, 1990.
- [233] M. Asahara, M. Tanaka, T. Erabi, and M. Wada, "Bis(2,6-dimethoxyphenyl)tellurium dihalides (Cl, Br or I) and dithiocyanate: crystal structure and temperature-dependent NMR spectra," *Journal of the Chemical Society, Dalton Transactions*, no. 20, pp. 3493–3499, 2000.
- [234] U. Drutkowski and P. Strauch, "Bis(1,2-dithiosquarato)tellurate(II) a new chalcogenochalcogenate," *Inorganic Chemistry Communications*, vol. 4, no. 7, pp. 342–345, 2001.
- [235] J. E. Drake, L. N. Khasrou, A. G. Mislankar, and R. Ratnani, "Synthesis and characterization of *N,N*-diethyl, pyrrolidyl, and piperidyl monothiocarbamate derivatives of dimethyltellurium(IV). Crystal structures of $\text{Me}_2\text{Te}[\text{SCONe}_2]_2$, $\text{Me}_2\text{TeCl}[\text{SCONe}_2]$, $\text{Me}_2\text{TeBr}[\text{SCONe}_2]$, and $\text{Me}_2\text{TeI}[\text{SCONe}_2]$," *Inorganic Chemistry*, vol. 33, no. 26, pp. 6154–6162, 1994.
- [236] J. H. E. Bailey, J. E. Drake, L. N. Khasrou, and J. Yang, "Synthesis and spectroscopic characterization of O-alkyl dithiocarbonate (Xanthate) derivatives of dimethyl- and diphenyltellurium(IV). Crystal structures of $\text{Me}_2\text{Te}[\text{S}_2\text{COEt}]_2$ and $\text{Ph}_2\text{Te}[\text{S}_2\text{COEt}]_2$," *Inorganic Chemistry*, vol. 34, no. 1, pp. 124–133, 1995.
- [237] A. Silvestru, I. Haiduc, H. J. Breunig, and K. H. Ebert, "Diphenyltellurium(IV) bis(diorganophosphinodithioates). X-ray crystal structure of $\text{Ph}_2\text{Te}(\text{S}_2\text{PPh}_2)_2 \cdot 0.5\text{CHCl}_3$ and a multinuclear NMR study of the decomposition process of $\text{Ph}_2\text{Te}(\text{S}_2\text{PR}_2)_2$ to $\text{Ph}_2\text{Te}^{\text{II}}$ and $[\text{R}_2\text{P}(\text{S})\text{S}]_2$," *Polyhedron*, vol. 14, no. 9, pp. 1175–1183, 1995.

- [238] D.-Y. Chung, S.-P. Huang, K.-W. Kim, and M. G. Kanatzidis, "Discrete complexes incorporating heteropolychalcogenide ligands: ring and cage structures in $[\text{Au}_2(\text{TeS}_3)_2]^{2-}$, $[\text{Ag}_2\text{Te}(\text{TeS}_3)_2]^{2-}$, and $[\text{Ag}_2\text{Te}(\text{TeSe}_3)_2]^{2-}$," *Inorganic Chemistry*, vol. 34, no. 17, pp. 4292–4293, 1995.
- [239] P. W. C. Barnard, J. D. Donaldson, R. M. A. Grimsey, G. Dennes, U. Russo, and S. Calogero, "A study of square-planar tellurium(II) complexes with thiourea type ligands," *Inorganica Chimica Acta*, vol. 51, pp. 217–223, 1981.
- [240] O. Foss and K. Maartmann-Moe, *Acta Chemica Scandinavica, Series A*, vol. 40, p. 675, 1986.
- [241] A. Silvestru, I. Haiduc, K. H. Ebert, and H. J. Breunig, "Novel coordination pattern of dithiophosphorus ligands. Crystal and molecular structure of (diphenylphosphinodithioato)phenyltellurium(II), $\text{PhTeS}_2\text{PPh}_2$. Supramolecular association through monodentate biconnective dithiophosphorus ligands," *Inorganic Chemistry*, vol. 33, no. 7, pp. 1253–1254, 1994.
- [242] A. Silvestru, I. Haiduc, K. H. Ebert, H. J. Breunig, and D. B. Sowerby, "New aryltellurium(II) diorganophosphinodithioates. Crystal structure of red (294 K) and yellow (173 K) $^{\infty}[\text{PhTeS}(\text{S})\text{PPh}_2]$ a supramolecular polymer displaying an unusual coordination pattern of the phosphinodithioato ligand," *Journal of Organometallic Chemistry*, vol. 482, no. 1–2, pp. 253–259, 1994.
- [243] H. Fleischer, S. Stauf, and D. Schollmeyer, "Experimental investigations and ab initio studies of tellurium(II) dithiolates, $\text{Te}(\text{SR})_2$," *Inorganic Chemistry*, vol. 38, no. 16, pp. 3725–3729, 1999.
- [244] H. Fleischer and D. Schollmeyer, "Conformation versus coordination: synthesis and structural investigations of tellurium(II) dithiolates derived from β -donor-substituted thiols," *Inorganic Chemistry*, vol. 41, no. 18, pp. 4739–4747, 2002.
- [245] F. T. Edelman, A. Fischer, and I. Haiduc, "Two structurally differing (heterogeometric) mesityltellurium(II) phosphor-1,1-dithiolates: the first monomeric dicoordinate $\text{MesTeS}(\text{S})\text{PPh}_2$ and a self-assembled tricoordinate $[\text{MesTeS}(\text{S})\text{P}(\text{OPr}^i)_2]_x$," *Inorganic Chemistry Communications*, vol. 6, no. 7, pp. 958–960, 2003.
- [246] H. Fleischer, N. W. Mitzel, and D. Schollmeyer, "Tellurium(II) dialkanethiolates: $n_p(\text{S})-\sigma^*(\text{Te}-\text{S}')$ orbital interactions determine the ^{125}Te NMR chemical shift, and the molecular and crystal structure," *European Journal of Inorganic Chemistry*, vol. 2003, no. 5, pp. 815–821, 2003.
- [247] S. Husebye, K. Maartmann-Moe, and O. Mikalsen, *Acta Chemica Scandinavica*, vol. 43, p. 868, 1989.
- [248] S. Husebye, K. Maartmann-Moe, and O. Mikalsen, *Acta Chemica Scandinavica*, vol. 43, p. 754, 1989.
- [249] S. Husebye, *Acta Chemica Scandinavica*, vol. 20, p. 24, 1966.
- [250] L. S. Refaat, K. Maartmann-Moe, and S. Husebye, *Acta Chemica Scandinavica, Series A*, vol. 38, p. 147, 1984.
- [251] C. Allen, J. C. A. Boeyens, A. G. Briggs, et al., "Reaction of 3,4-dimethyl-1-oxa-6,6 λ^4 -diselena-2-azapentalene with tetraphosphorus decasulphide: a new molecular rearrangement. X-Ray crystal structures of 3,4-dimethyl-1-oxa-6,6 λ^4 -diselena-2-azapentalene, 2,4-dimethyl-1-thia-6,6 λ^4 -diselena-3-azapentalene, and 2,4-dimethyl-1,6-dithia-6 λ^4 -selena-3-azapentalene," *Journal of the Chemical Society, Chemical Communications*, no. 13, pp. 967–968, 1987.
- [252] D. G. Billing, D. C. Levensis, D. H. Reid, and B. G. Rose, "3,5-diphenyl-2-(2-pyridylamino)-1-thia-6,6 λ^4 -diselenapentalene," *Acta Crystallographica, Section C*, vol. 51, no. 10, pp. 2057–2059, 1995.
- [253] V. P. Fedin, M. N. Sokolov, O. A. Geras'ko, A. V. Virovets, N. V. Podberezhskaya, and V. Ye. Fedorov, "Triangular M_3Se_7 and M_3Se_4 complexes (M = Mo, W). An X-ray study of $\text{Mo}_3\text{Se}_7(\text{Et}_2\text{NCS}_2)_4$ and $\text{W}_3\text{Se}_7(\text{Et}_2\text{NCS}_2)_4$," *Inorganica Chimica Acta*, vol. 187, no. 1, pp. 81–90, 1991.
- [254] J. Meinwald, D. Dauplaise, and J. Clardy, "Peri-bridged naphthalenes. 2. Unsymmetrical diatomic chalcogen bridges," *Journal of the American Chemical Society*, vol. 99, no. 23, pp. 7743–7744, 1977.
- [255] V. P. Fedin, M. N. Sokolov, A. V. Virovets, N. V. Podberezhskaya, and V. Ye. Federov, "Synthesis and crystal structure of $[\text{Mo}_3(\mu-\text{S})(\mu-\text{SSe})_3(\text{dte})_3]\text{SeCN}$. An example of formation of unusual polymeric chains by cation and anion chalcogen atoms," *Polyhedron*, vol. 11, no. 18, pp. 2395–2398, 1992.
- [256] V. P. Fedin, Yu. V. Mironov, M. N. Sokolov, A. V. Virovets, N. V. Podberezhskaya, and V. E. Federov, *Russian Journal of Inorganic Chemistry*, vol. 37, p. 2205, 1992.
- [257] L. S. Refaat, K. Maartmann-Moe, and S. Husebye, *Acta Chemica Scandinavica, Series A*, vol. 38, p. 303, 1984.
- [258] A. B. Bergholdt, K. Kobayashi, E. Horn, et al., "Crystal structures and ab initio calculations of new dicationic telluranes (λ^4 -tellane), $[\text{10-Te-4}(\text{C}_2\text{X}_2)]^{2+}$ (X = S, Se): positively charged hypervalent bonding systems," *Journal of the American Chemical Society*, vol. 120, no. 6, pp. 1230–1236, 1998.
- [259] S. Husebye and K. Maartmann-Moe, *Acta Chemica Scandinavica, Series A*, vol. 37, p. 219, 1983.
- [260] A. Maaninen, T. Chivers, M. Parvez, J. Pietikäinen, and R. S. Laitinen, "Syntheses of THF solutions of SeX_2 (X = Cl, Br) and a new route to selenium sulfides $\text{Se}_n\text{S}_{8-n}$ (n = 1–5): X-ray crystal structures of $\text{SeCl}_2(\text{tht})_2$ and $\text{SeCl}_2 \cdot \text{tmtu}$," *Inorganic Chemistry*, vol. 38, no. 18, pp. 4093–4097, 1999.
- [261] S. Sowrirajan, G. Aravamudan, M. Seshasayee, and G. C. Rout, "Synthesis and structure of a square-planar complex of selenium(II), tetrakis [N, N' -(*o*-phenylene)thiourea] selenium(II) dichloride dihydrochloride, $\text{Se}(\text{C}_7\text{H}_6\text{N}_2\text{S})_4 \cdot 2\text{HCl}$," *Acta Crystallographica, Section C*, vol. 41, no. 4, pp. 576–579, 1985.
- [262] Sp. Chidambaram, G. Aravamudan, G. C. Rout, and M. Seshasayee, "Crystal structure of tris(*o*-phenylenethiourea) selenium(II) bromide pentahydrate, $\text{C}_{21}\text{H}_{18}\text{N}_6\text{S}_3\text{Br}_2\text{Se} \cdot 5\text{H}_2\text{O}$," *Canadian Journal of Chemistry*, vol. 64, no. 3, pp. 477–480, 1986.
- [263] Sp. Chidambaram, G. Aravamudan, and M. Seshasayee, "Structure of bis[μ - N, N' -(*o*-phenylene)thiourea-S]-bisbis[N, N' -(*o*-phenylene)thiourea-S]selenium(II) perchlorate hexahydrate," *Acta Crystallographica, Section C*, vol. 45, no. 7, pp. 1015–1018, 1989.
- [264] A. Hordvik and K. Julshamn, *Acta Chemica Scandinavica*, vol. 25, p. 1895, 1971.
- [265] E. C. Llaguno and I. C. Paul, "Structure of a 3-aminothiophthen : X-ray analysis of 3-amino-2-methylthio-5-phenyl-6a-thiathiophthen 3-amino-2-methylthio-5-phenyl [1,2]dithiolo[1,5-*b*][1,2]dithiole-7- S^{IV} ," *Journal of the Chemical Society, Perkin Transactions 2*, no. 2, pp. 228–234, 1976.
- [266] A. Hordvik and P. Oftedal, *Acta Chemica Scandinavica, Series A*, vol. 35, p. 663, 1981.
- [267] L. K. Hansen, *Acta Chemica Scandinavica, Series A*, vol. 36, p. 445, 1982.
- [268] H. Reinke and M. Kleist, *Private Communication*, 1999.
- [269] M. Yokoyama, T. Shiraiishi, H. Hatanaka, and K. Ogata, "Synthesis and structure determination of [1,2]dithiolo[1,5-*b*][1,2,4]dithiazole-4- S^{IV} derivatives," *Journal of the Chemical Society, Chemical Communications*, no. 23, pp. 1704–1705, 1985.

- [270] A. Hordvik and L. J. Saethre, *Acta Chemica Scandinavica*, vol. 26, p. 3114, 1972.
- [271] A. Hordvik, *Acta Chemica Scandinavica*, vol. 25, p. 1583, 1971.
- [272] B. Birknes, A. Hordvik, and L. J. Saethre, *Acta Chemica Scandinavica, Series A*, vol. 36, p. 683, 1982.
- [273] B. Birknes, A. Hordvik, and L. J. Saethre, *Acta Chemica Scandinavica, Series A*, vol. 29, p. 195, 1975.
- [274] P. L. Johnson, E. C. Llaguno, and I. C. Paul, "A symmetrically substituted thiathiophthen with unequal sulphur-sulphur bond lengths: crystal and molecular structure of 3,4-diphenyl-6a-thiathiophthen 3,4-diphenyl[1,2]dithiolo[1,5-b][1,2]dithiole-7-S^{IV}," *Journal of the Chemical Society, Perkin Transactions 2*, no. 2, pp. 234–238, 1976.
- [275] M. D. Meienberger, K. Hegetschweiler, H. Rügger, and V. Gramlich, "The reactivity of complexes containing the [Mo₃(μ₃S)(μS₂)₃]¹⁴⁺ core. Ligand substitution, sulfur elimination and sulfide binding," *Inorganica Chimica Acta*, vol. 213, no. 1-2, pp. 157–169, 1993.
- [276] B. Stelander, H. G. Viehe, M. van Meerssche, G. Germain, and J. P. Declercq, *Bulletin des Societes Chimique Belges*, vol. 86, p. 291, 1977.
- [277] Yu. Wang, M. J. Chen, and C. H. Wu, "Deformation density study of 2,4-diphenyl-6a-thiathiophthene," *Acta Crystallographica, Section B*, vol. 44, no. 2, pp. 179–182, 1988.
- [278] A. Hordvik, E. Sletten, and J. Sletten, *Acta Chemica Scandinavica*, vol. 23, p. 1852, 1969.
- [279] Yu. Wang, S. K. Yeh, S. Y. Wu, C. T. Pai, C. R. Lee, and K. J. Lin, "Deformation-density studies of thiathiophthenes. II. 2,4-diphenyl-6a-thiathiophthene," *Acta Crystallographica, Section B*, vol. 47, no. 2, pp. 298–303, 1991.
- [280] A. Hordvik and K. Julshamn, *Acta Chemica Scandinavica*, vol. 25, p. 1835, 1971.
- [281] L. J. Saethre and A. Hordvik, *Acta Chemica Scandinavica, Series A*, vol. 29, p. 136, 1975.
- [282] Yu. Wang, S. Y. Wu, and A. C. Cheng, "Deformation-density studies of thiathiophthenes. I. 2,5-dimethyl-6a-thiathiophthene," *Acta Crystallographica, Section B*, vol. 46, no. 6, pp. 850–854, 1990.
- [283] J. Sletten, *Acta Chemica Scandinavica, Series A*, vol. 28, p. 499, 1974.
- [284] A. Hordvik and L. M. Milje, *Acta Chemica Scandinavica*, vol. 27, p. 510, 1973.
- [285] V. Busetti, G. Valle, and A. M. Piazzesi, *Crystal Structure Communications*, vol. 7, p. 481, 1978.
- [286] H. Graubaum, F. Tittelbach, G. Lutze, et al., "Novel crown ethers with a trithiadiazapentalene-trithiotriuret redox system," *Angewandte Chemie International Edition*, vol. 36, no. 15, pp. 1648–1650, 1997.
- [287] L. K. Hansen and A. Hordvik, *Acta Chemica Scandinavica*, vol. 27, p. 411, 1973.
- [288] F. Iwasaki, N. Manabe, H. Nishiyama, et al., "Crystal and molecular structures of hypervalent thia/selena-pentalenes," *Bulletin of the Chemical Society of Japan*, vol. 70, no. 6, pp. 1267–1275, 1997.
- [289] A. Hordvik, *Acta Chemica Scandinavica*, vol. 25, p. 1822, 1971.
- [290] S. M. Johnson, M. G. Newton, and I. C. Paul, "Crystal and molecular structure of an unsymmetrical 6a-thiathiophthen: single-crystal X-ray analysis of 3-benzoyl-5-*p*-bromophenyl-2-methylthio-6a-thiathiophthen," *Journal of the Chemical Society B*, pp. 986–993, 1969.
- [291] K. Gloe, H. Graubaum, M. Wüst, T. Rambusch, and W. Seichter, "Macrocyclic and open-chain ligands with the redox switchable trithiadiazapentalene unit: synthesis, structures and complexation phenomena," *Coordination Chemistry Reviews*, vol. 222, no. 1, pp. 103–126, 2001.
- [292] J.-M. Sotiropoulos, A.-M. Lamazouere, N. el Batouti, J. Sotiropoulos, F. Dahan, and J. Jaud, *Phosphorus, Sulfur and Silicon and the Related Elements*, vol. 48, p. 97, 1990.
- [293] J. Fabian, K. Gloe, M. Wüst, T. Krüger-Rambusch, O. Rademacher, and H. Graubaum, "The structure of 3,4-diaza-1,6,6a⁴-trithiapentalenes-a combined experimental and theoretical study," *Phosphorus, Sulfur and Silicon and Related Elements*, vol. 140, pp. 35–52, 1998.
- [294] K.-H. Yih, Y.-C. Lin, G.-H. Lee, and Yu. Wang, "Synthesis and crystal structure of the first 6a-thiathiophthen metal complex [Mo(CO)₅PPh₂]₂(μ-C₅H₂S₃)," *Journal of the Chemical Society, Chemical Communications*, no. 2, pp. 223–224, 1995.
- [295] B. Meyer and H. Wunderlich, *Zeitschrift für Naturforschung, Section B*, vol. 37, p. 1437, 1982.
- [296] R. Llusar, S. Uriel, C. Vicent, et al., "Single-component magnetic conductors based on Mo₃S₇ trinuclear clusters with outer dithiolate ligands," *Journal of the American Chemical Society*, vol. 126, no. 38, pp. 12076–12083, 2004.
- [297] Z. Zeying, T. Youqi, D. Chenggang, and T. Zhuang, *Science in China, Series B*, p. 621, 1985.
- [298] D. Coucouvanis and A. Hadjikyriacou, "Synthesis and structural characterization of the Et₄N⁺ salts of the new [(S₂)₂MoO]₂S²⁻ and [(S₂)₂MoO]₂S₂²⁻ oxo-disulfidomolybdate(VI) anions," *Inorganic Chemistry*, vol. 26, no. 1, pp. 1–2, 1987.
- [299] A. I. Hadjikyriacou and D. Coucouvanis, "Synthesis, structural characterization, and properties of the [Mo₂O₂S₉]²⁻ thio anion and the [Mo₄O₄S₁₈]²⁻, [Mo₂O₂S₈(SCH₃)]⁻, and [Mo₂O₂S₈Cl]⁻ derivatives," *Inorganic Chemistry*, vol. 28, no. 11, pp. 2169–2177, 1989.
- [300] P. Bottcher and H. Buchkremer-Hermanns, *Zeitschrift für Naturforschung, Section B*, vol. 42, p. 267, 1987.
- [301] F. Closs, G. Srdanov, and F. Wudl, "3-Oxo-4-thioxo-1,2,5,6-tetrathiapentalene (OTTP): a novel thiocarbon with an unusual chalcogen network in its solid state structure," *Journal of the Chemical Society, Chemical Communications*, no. 22, pp. 1716–1717, 1989.
- [302] X. Yang, T. B. Rauchfuss, and S. Wilson, "The chemistry of C₆S₁₀: a channel structure for C₆S₁₀(CS₂)_{0.5} and access to the versatile DMAD·C₃S₄O (DMAD = dimethylacetylenedicarboxylate)," *Journal of the Chemical Society, Chemical Communications*, no. 1, pp. 34–36, 1990.
- [303] C. Simonnet-Jegat, N. Jourdan, F. Robert, C. Bois, and F. Sécheresse, "Evidence of the W(O)(S₂)₂ core as an intermediate in the acidification of WS₄²⁻. Structural characterization of W(O)(S₂)₂(bpy) and W(O)(S₂)₂(phen)," *Inorganica Chimica Acta*, vol. 216, no. 1-2, pp. 201–207, 1994.
- [304] W. Clegg, N. Mohan, A. Müller, A. Neumann, W. Rittner, and G. M. Sheldrick, "Crystal and molecular structure of [N(CH₃)₄]₂[Mo₂O₂S₂(S₂)₂]: a compound with two S₂²⁻ ligands," *Inorganic Chemistry*, vol. 19, no. 7, pp. 2066–2069, 1980.
- [305] T. Shibahara, N. Iwai, M. Sasaki, and G. Sakane, "Photochromism of dinuclear molybdenum complexes with disulfur and ethylene-1,2-dithiolate ligands," *Chemistry Letters*, vol. 26, no. 5, pp. 445–446, 1997.

- [306] H.-P. Zhu, C.-N. Chen, Q.-T. Liu, and J.-T. Chen, "A triangular $[\text{Mo}_3\text{S}_7]^{4+}$ complex: tris-(diethyldithiocarbamate-S, S') tris(μ_2 - η^2 -disulfido)(μ_3 -sulfido)trimolybdenum(IV)-(3Mo-Mo) diethyldithiocarbamate," *Acta Crystallographica, Section C*, vol. 54, no. 9, pp. 1273–1275, 1998.
- [307] R.-M. Yu, S.-F. Lu, X.-Y. Huang, Q.-J. Wu, and J.-Q. Huang, "A new ionic trimolybdenum cluster compound: $\text{Mo}_3\text{S}_7(\text{S}_2\text{P}(\text{ipro})_2)_3[\text{S}_2\text{P}(\text{ipro})_2]$," *Chinese Journal of Structural Chemistry*, vol. 17, no. 2, pp. 137–141, 1998.
- [308] W. Bensch and M. Schur, "Crystal structure of bis (tetramethylammonium) trismolybdenumtridecasulfide, $[\text{N}(\text{CH}_3)_4]_2\text{Mo}_3\text{S}_{13}$," *Zeitschrift für Kristallographie: New Crystal Structures*, vol. 212, no. 3, pp. 303–304, 1997.
- [309] S. Lu, Y. Ke, J. Li, and Y. Zhang, "Synthesis, structure and characterizations of a molybdenum sulfide complex with inorganic cluster $[\text{Mo}_3\text{S}_{13}]^{2-}$ and organic amine Me_4N^+ ," *Crystal Research and Technology*, vol. 37, no. 11, pp. 1153–1159, 2002.
- [310] J. Ellermeier and W. Bensch, "Solvothermal syntheses, crystal structures and properties of thiomolybdates with complex transition metal cations," *Zeitschrift für Naturforschung, Section B*, vol. 56, no. 7, pp. 611–619, 2001.
- [311] Yu. Yang, Q. Liu, and D. Wu, "The first triangular $\text{V}_3\text{S}_7^{2+}$ complex. Synthesis and structure of $(\text{Et}_4\text{N})[\text{V}_3\text{S}_7(\text{Me}_2\text{dtc})_3] \cdot \text{CH}_3\text{CN}$," *Inorganica Chimica Acta*, vol. 208, no. 1, pp. 85–89, 1993.
- [312] T. Akasaka, M. Nakano, H. Tamura, and G.-E. Matsubayashi, "Preparation and properties of tin(IV) complexes with the sulfur-rich dithiolate C_3S_5 and $\text{C}_8\text{H}_4\text{S}_8$ ligands and their oxidation," *Bulletin of the Chemical Society of Japan*, vol. 75, no. 12, pp. 2621–2628, 2002.
- [313] S.-F. Lu, Q.-J. Wu, H.-B. Chen, R.-M. Yu, and J.-Q. Huang, *Chinese Journal of Structural Chemistry*, vol. 13, p. 389, 1994.
- [314] J. Ellermeier and W. Bensch, "Solvothermal synthesis, crystal structure and properties of $\text{Mn}_2(\text{tren})_3[\text{Mo}_2\text{O}_2\text{S}_6]_2 \cdot 1.3\text{H}_2\text{O}$ exhibiting the new polymeric $[\text{Mn}_2(\text{tren})_3]_n^{4+}$ chain," *Transition Metal Chemistry*, vol. 27, no. 7, pp. 763–768, 2002.
- [315] N. L. M. Dereu, R. A. Zingaro, and E. A. Meyers, *Crystal Structure Communications*, vol. 10, p. 1345, 1981.
- [316] J. C. Bollinger and J. A. Ibers, "Reactions of $[\text{M}(\text{Se}_4)_2]^{2-}$ anions with TePEt_3 : ^{77}Se and ^{125}Te spectra of $[\text{MTe}_n\text{Se}_{8-n}]^{2-}$ ($\text{M} = \text{Zn}, \text{Cd}, \text{Hg}; n = 0 - 4$) and preparation and crystal structure of $[\text{PPh}_4]_2[\text{Hg}(\text{Te}_2\text{Se}_2)_2]$," *Inorganic Chemistry*, vol. 34, no. 7, pp. 1859–1867, 1995.
- [317] O. Foss and K. Maartmann-Moe, *Acta Chemica Scandinavica, Series A*, vol. 41, p. 121, 1987.
- [318] O. Foss and K. Maartmann-Moe, *Acta Chemica Scandinavica, Series A*, vol. 41, p. 321, 1987.
- [319] P. Sekar and J. A. Ibers, "Syntheses and characterization of some mixed Te/Se polychalcogenide anions $[\text{Te}_m\text{Se}_n]^{2-}$," *Inorganic Chemistry*, vol. 43, no. 17, pp. 5436–5441, 2004.
- [320] H.-U. Hummel, T. Fischer, and A. Wolski, "Strukturen neuer Se^{II} und Te^{II} -Komplexe mit 2,2-Dicyanethylen-1,1-dithiolat, 2,2-Dicyanethylen-1,1-thioselenolat und 2,2-Dicyanethylen-1,1-diselenolat," *Zeitschrift für anorganische und allgemeine Chemie*, vol. 620, no. 8, pp. 1483–1488, 1994.
- [321] S. Hauge and M. Tysseland, *Acta Chemica Scandinavica*, vol. 25, p. 3072, 1971.
- [322] H. M. K. K. Pathirana, R. A. Zingaro, E. A. Meyers, J. H. Reibenspies, and D. C. Dufner, "Substituted selenourea-tellurium tetrahalide adducts: precursors to selenium-tellurium alloys," *Heteroatom Chemistry*, vol. 1, no. 5, pp. 401–406, 1990.
- [323] R. Zagler and B. Eisenmann, *Zeitschrift für Naturforschung, Section B*, vol. 46, p. 593, 1991.
- [324] M. G. Kanatzidis and S.-P. Huang, "Unanticipated redox transformations in gold polyselenides. Isolation and characterization of $[\text{Au}_2\text{Se}_2(\text{Se}_4)_2]^{2-}$ and $[\text{Se}_{11}]^{2-}$," *Inorganic Chemistry*, vol. 28, no. 26, pp. 4667–4669, 1989.
- [325] B. Krebs, E. Luhrs, R. Willmer, and F.-P. Ahlers, "Chloro- und polyselenoselenate(II) darstellung, struktur und eigenschaften von $[\text{Ph}_3(\text{C}_2\text{H}_4\text{OH})\text{P}]_2[\text{SeCl}_4] \cdot \text{MeCN}$, $[\text{Ph}_4\text{P}]_2[\text{Se}_2\text{Cl}_6]$ und $[\text{Ph}_4\text{P}]_2[\text{Se}(\text{Se}_5)_2]$," *Zeitschrift für anorganische und allgemeine Chemie*, vol. 592, no. 1, pp. 17–34, 1991.
- [326] R. Cea-Olivares, G. Canseco-Melchor, V. García-Montalvo, S. Hernández-Ortega, and J. Novosad, "Synthesis of the first neutral spiro selenium(II) complex containing a true square planar $\text{Se}(\text{Se}_4)$ core—preparation and crystal structure of Bis[N-(diphenylphosphanyl)selenoyl]-P,P-diphenylphosphanyl-selenoic amidato-Se, Se selenium(II)," *European Journal of Inorganic Chemistry*, vol. 1998, no. 10, pp. 1573–1576, 1998.
- [327] D. G. Billing, E. E. Ferg, L.-L. Lai, D. C. Levensis, and D. H. Reid, "Structures of 2,3-diethyl-6,7-dihydro-5H-2a λ^4 -seleno-2,3,4a,7a-tetraazacyclopent[cd]indene-1(2H),4(3H)-diselone and 1,4-bis(ethylimino)-5,6-dihydro-2,2a λ^4 ,3-triseleno-4a,6a-diazacyclopenta[cd]pentalene," *Acta Crystallographica, Section C*, vol. 49, no. 5, pp. 917–921, 1993.
- [328] R. Richter, J. Sieler, L. K. Hansen, R. Kohler, L. Beyer, and E. Hoyer, *Acta Chemica Scandinavica*, vol. 45, p. 1, 1991.
- [329] R. J. Batchelor, F. W. B. Einstein, I. D. Gay, J.-H. Gu, B. M. Pinto, and X.-M. Zhou, "Electron-transfer reaction of a selenium coronand-copper(II) complex. Formation of the stable 1,5,9,13-tetraselenacyclohexadecane dication," *Journal of the American Chemical Society*, vol. 112, no. 9, pp. 3706–3707, 1990.
- [330] R. J. Batchelor, F. W. B. Einstein, I. D. Gay, J.-H. Gu, B. M. Pinto, and X.-M. Zhou, "Redox chemistry of the selenium coronand, 1,5,9,13-tetraselenacyclohexadecane, and a mechanistic study of the electron transfer reaction of its Cu(II) complex," *Canadian Journal of Chemistry*, vol. 78, no. 5, pp. 598–613, 2000.
- [331] H.-U. Hummel, E. Fischer, T. Fischer, D. Gruss, A. Franke, and W. Dietzsch, *Chemische Berichte*, vol. 125, p. 1565, 1992.
- [332] P. Bhattacharyya, A. M. Z. Slawin, and J. D. Woollins, "Reaction of $[\{\text{PhP}(\text{Se})(\mu - \text{Se})\}_2]$ with dialkyl cyanamides: X-ray crystal structures of the phosphorus-containing triselenapentalenes $[\text{Me}_2\text{N}-\text{C}(\text{Se})=\text{N}]_2\text{P}(\text{Se})\text{Ph}$ and $[\text{O}(\text{CH}_2\text{CH}_2)_2\text{N}-\text{C}(\text{Se})=\text{N}]_2\text{P}(\text{Se})\text{Ph}$," *Angewandte Chemie International Edition*, vol. 39, no. 11, pp. 1973–1975, 2000.
- [333] T. Nakahodo, O. Takahashi, E. Horn, and N. Furukawa, "First molecular and electronic structure determination of the dicationic salt of 1,11-(methanoselenomethano)-5H,7H-dibenzo[b,g][1.5]diselenocin by X-ray crystallographic analysis and ab initio calculation," *Chemical Communications*, no. 18, pp. 1767–1768, 1997.
- [334] W. J. Evans, G. W. Rabe, M. A. Ansari, and J. W. Ziller, "Polynuclear lanthanide complexes: formation of a selenium-centered Sm_6 complex, $[\{(\text{C}_5\text{Me}_5)\text{Sm}\}_6\text{Se}_{11}]$," *Angewandte Chemie International Edition*, vol. 33, no. 20, pp. 2110–2111, 1994.
- [335] M. J. Almond, M. G. B. Drew, H. Redman, and D. A. Rice, "A new simple synthetic route to M_3Se_7 ($\text{M} = \text{Mo}$ or W) core containing complexes: crystal structure and characterisation of $[\text{M}_3(\mu_3 - \text{Se})(\mu - \text{Se}_2)_3(\text{dtc})_3]_2\text{Se}$," *Polyhedron*, vol. 19, no. 20–21, pp. 2127–2133, 2000.

- [336] A. Y. Kornienko, T. J. Emge, and J. G. Brennan, "Chalcogen-rich lanthanide clusters: cluster reactivity and the influence of ancillary ligands on structure," *Journal of the American Chemical Society*, vol. 123, no. 48, pp. 11933–11939, 2001.
- [337] S. Hauge, D. Opedal, and J. Arskog, *Acta Chemica Scandinavica, Series A*, vol. 29, p. 225, 1975.
- [338] A. Hordvik and K. Julshamn, *Acta Chemica Scandinavica*, vol. 25, p. 2507, 1971.
- [339] S. Hauge, *Acta Chemica Scandinavica, Series A*, vol. 33, p. 3171, 1979.
- [340] J. Dietz, U. Müller, V. Müller, and K. Dehnicke, *Zeitschrift für Naturforschung, Section B*, vol. 46, p. 1293, 1991.
- [341] A. Hordvik and J. A. Porten, *Acta Chemica Scandinavica*, vol. 27, p. 485, 1973.
- [342] C. Adamo, F. Demartin, P. Deplano, et al., "Electrochemical synthesis of tetrakis[*N*-methylbenzothiazole-2(3*H*)-seleno]selenium(2+) tetrafluoroborate: an uncommon dication containing the mixed-valence Se₅ framework," *Chemical Communications*, no. 7, pp. 873–874, 1996.
- [343] A. C. Hillier, S.-Y. Liu, A. Sella, and M. R. J. Elsegood, "(PhTe)₃⁻: the anionic tellurium analogue of I₃⁻," *Angewandte Chemie International Edition*, vol. 38, no. 18, pp. 2745–2747, 1999.
- [344] S. S. Dhingra and R. C. Haushalter, "A novel ternary zintl anion: synthesis and structural characterization of the [Cu₄SbTe₁₂]³⁻ anion," *Journal of the American Chemical Society*, vol. 116, no. 8, pp. 3651–3652, 1994.
- [345] C. J. Warren, R. C. Haushalter, and A. B. Bocarsly, "Electrochemical synthesis and structural characterization of the one-dimensional chain compound (Et₄N)₂[As₂Te₅] and the tellurido arsenate (Me₄N)₄[As₄Te₆] · 2en," *Chemistry of Materials*, vol. 6, no. 6, pp. 780–783, 1994.
- [346] B. Schreiner, K. Dehnicke, K. Maczek, and D. Fenske, "[K(15-Krone-5)₂]₂Te₈—ein bicyclisches polytellurid," *Zeitschrift für anorganische und allgemeine Chemie*, vol. 619, no. 8, pp. 1414–1418, 1993.
- [347] S. S. Dhingra and R. C. Haushalter, "Synthesis and structure of the new gold polytelluride anion [Au₂Te₁₂]⁴⁻," *Inorganic Chemistry*, vol. 33, no. 13, pp. 2735–2737, 1994.
- [348] G.-X. Jin, Y. Arikawa, and K. Tatsumi, "Spontaneous formation of a diamond-crown structure of Re₈ polyselenide and a cage structure of Re₃ polytelluride [2]," *Journal of the American Chemical Society*, vol. 123, no. 4, pp. 735–736, 2001.
- [349] X. Chen, X. Huang, and J. Li, "Rb₄Hg₅(Te₂)₂(Te₃)₂Te₃, [Zn(en)₃]₄In₁₆(Te₂)₄(Te₃)₂Te₂₂, and K₂Cu₂(Te₂)(Te₃): novel metal polytellurides with unusual metal-tellurium coordination," *Inorganic Chemistry*, vol. 40, no. 6, pp. 1341–1346, 2001.
- [350] J. M. McConnachie, M. A. Ansari, J. C. Bollinger, R. J. Salm, and J. A. Ibers, "Synthesis and structural characterization of the telluroargentate [PPh₄]₂[NEt₄][AgTe₇] and telluromercurate [PPh₄]₂[HgTe₇] compounds containing the unprecedented η³-Te₇⁴⁻ polytelluride anion," *Inorganic Chemistry*, vol. 32, no. 15, pp. 3201–3202, 1993.
- [351] D. M. Smith, L. C. Roof, M. A. Ansari, et al., "Synthesis, reactivity, and structural characterization of the nonclassical [MTe₇]ⁿ⁻ anions (M=Ag, Au, n = 3; M=Hg, n = 2)," *Inorganic Chemistry*, vol. 35, no. 17, pp. 4999–5006, 1996.
- [352] M. A. Ansari, J. C. Bollinger, and J. A. Ibers, "Synthesis and structural characterization of the [AuTe₇]³⁻ anion: a planar species with an unprecedented coordination mode," *Journal of the American Chemical Society*, vol. 115, no. 9, pp. 3838–3839, 1993.
- [353] P. Sekar, F. P. Arnold Jr., and J. A. Ibers, "Synthesis, structure, and theoretical study of the nonclassical [CuTe₇]³⁻ anion," *Inorganic Chemistry*, vol. 41, no. 3, pp. 577–581, 2002.
- [354] D. Freedman, T. J. Emge, and J. G. Brennan, "Chalcogen-rich lanthanide clusters: compounds with Te²⁻, (TeTe)²⁻, TePh, TeTePh, (TeTeTe(Ph)TeTe)⁵⁻, and [(TeTe)₄TePh]⁹⁻ ligands; single source precursors to solid-state lanthanide tellurides," *Inorganic Chemistry*, vol. 41, no. 3, pp. 492–500, 2002.
- [355] K. W. Klinkhammer and P. Bottcher, *Zeitschrift für Naturforschung, Section B*, vol. 45, p. 141, 1990.
- [356] D. Witthaut, K. Kirschbaum, O. Conrad, and D. M. Giolando, "Isolation of a catenated organotelluride anion in the sodium borohydride reduction of diphenylditelluride," *Organometallics*, vol. 19, no. 24, pp. 5238–5240, 2000.
- [357] H. Fujihara, T. Nakahodo, and N. Furukawa, "Preparation and crystal structure of a new tetracoordinated cyclic selenurane with two unsymmetrical apical ligands of oxygen and selenium: transannular hypercoordination between oxy- and diseleno-groups," *Chemical Communications*, no. 3, pp. 311–312, 1996.
- [358] H. Fujihara, T. Nakahodo, and N. Furukawa, "Synthesis of 5*H*, 7*H*-dibenzo[*b,g*][1,5]selenoxocine from a selenonium salt of 5*H*, 7*H*-dibenzo[*b,g*][1,5]diselenocine and first X-ray evidence for the transannular oxygen-selenium interaction," *Tetrahedron Letters*, vol. 36, no. 35, pp. 6275–6278, 1995.
- [359] W. S. Sheldrick, "Polychalcogenides," in *Handbook of Chalcogen Chemistry*, F. A. Devillanova, Ed., chapter 9.2, pp. 553–584, Royal Society of Chemistry, Cambridge, UK, 2006.
- [360] J. Beck, A. Hormel, and M. Koch, "1,2-Dichalcogenolium ions (C₃Cl₃E₃)⁺ from equilibria involving dichalcogen dichlorides E₂Cl₂ (E=S, Se, Te)," *European Journal of Inorganic Chemistry*, no. 9, pp. 2271–2275, 2002.
- [361] W.-F. Liaw, C.-H. Lai, S.-J. Chiou, et al., "Synthesis and characterization of polymeric Ag(I)-telluroether and Cu(I)-diorganyl ditelluride complexes: crystal structures of [Ag(MeTe(CH₂)₃TeMe)₂]_n[BF₄]_n, [(μ₂-MeTeTeMe) Cu (μ - Cl)]_n, and [Ag₂(NCCCH₃)₄(μ₂ - (p - C₆H₄F)TeTe (p - C₆H₄F))₂][BF₄]₂," *Inorganic Chemistry*, vol. 34, no. 14, pp. 3755–3759, 1995.
- [362] J. R. Eveland and K. H. Whitmire, "Synthesis and characterization of the novel iron carbonyl tellurium chloride cluster [Fe₂(CO)₆(μ-Cl)(μ-TeCl)₂]₂[η², μ₂, μ₂-Te₂Cl₁₀], and its decomposition to the zintl ion complex [Fe₂(CO)₆(η², μ₂, μ₂-Te₄(μ-TeCl₂))]₂," *Angewandte Chemie International Edition*, vol. 35, no. 7, pp. 741–743, 1996.
- [363] S. Hauge and O. Vikane, *Acta Chemica Scandinavica, Series A*, vol. 39, p. 553, 1985.
- [364] O. Foss, R. Hermansen, K. Maroy, and T. Moberg, *Acta Chemica Scandinavica, Series A*, vol. 41, p. 130, 1987.
- [365] S. Hauge and O. Vikane, *Acta Chemica Scandinavica, Series A*, vol. 42, p. 87, 1988.
- [366] S. Husebye and A. G. Thowsen, *Acta Chemica Scandinavica, Series A*, vol. 35, p. 443, 1981.
- [367] O. Foss and S. Husebye, *Acta Chemica Scandinavica*, vol. 20, p. 132, 1966.
- [368] K. von Deuten, W. Schnabel, and G. Klar, *Crystal Structure Communications*, vol. 8, p. 679, 1979.
- [369] G. V. N. Appa Rao, M. Seshasayee, G. Aravamudan, and K. Radha, "Crystal and molecular structure of chlorotris[bis(2-hydroxyethyl)dithiocarbamato]tellurium(IV) dihydrate," *Inorganic Chemistry*, vol. 22, no. 18, pp. 2590–2593, 1983.
- [370] O. Vikane, *Acta Chemica Scandinavica, Series A*, vol. 29, p. 763, 1975.

- [371] K. von Deuten, W. Schnabel, and G. Klar, *Phosphorus and Sulfur*, vol. 9, p. 93, 1980.
- [372] J. E. Drake, L. N. Khasrou, A. G. Mislankar, and R. Ratnani, "Synthesis, spectroscopic studies, and structural studies of *O,O*-alkylene dithiophosphate and *N,N*-dimethyl and diethyl dithiocarbamate derivatives of halodimethyltellurium(IV)," *Inorganic Chemistry*, vol. 38, no. 18, pp. 3994–4004, 1999.
- [373] J. Eide, O. Foss, K. Maartmann-Moe, O. Maberg, and A. Scheie, *Acta Chemica Scandinavica, Series A*, vol. 41, p. 67, 1987.
- [374] J. Bergman, T. Laitalainen, M. R. Sundberg, R. Uggla, and R. Kivekäs, "Stereospecific synthesis and crystal structure of the racemate of 1-thia-2-tellura-1(1-allyl-4-chloro)cyclopentane 2,2,2-trichloride," *Polyhedron*, vol. 17, no. 13-14, pp. 2153–2159, 1998.
- [375] M. J. Cox and E. R. T. Tiekink, "Crystal structure of chlorotris(dimethyldithiocarbamate)tellurium(IV), [Te(S₂CNMe₂)₃Cl]," *Zeitschrift für Kristallographie: New Crystal Structures*, vol. 214, no. 1, pp. 49–50, 1999.
- [376] M. R. Sundberg, T. Laitalainen, J. Bergman, R. Uggla, J. Matikainen, and S. Kaltia, "Plasticity of Cl-Te-Cl fragments. Synthesis, single-crystal X-ray, and NBO study of (1-thia-2-tellura-1-phenyl-4-chloro)cyclopentane 2,2,2-trichloride," *Inorganic Chemistry*, vol. 37, no. 11, pp. 2786–2791, 1998.
- [377] O. Foss, K. Johnsen, K. Maartmann-Moe, and K. Marøy, *Acta Chemica Scandinavica*, vol. 20, p. 113, 1966.
- [378] J. E. Drake, R. J. Drake, L. N. Khasrou, and R. Ratnani, "Synthesis and spectroscopic characterization of halodimethyl(*O*-alkyl dithiocarbonato)tellurium(IV) compounds. Crystal structures of Me₂TeCl[S₂COEt] and Me₂Te[S₂CO(*i*-Pr)]," *Inorganic Chemistry*, vol. 35, no. 10, pp. 2831–2840, 1996.
- [379] K. S. Fredin, K. Marøy, and S. Slogvik, *Acta Chemica Scandinavica, Series A*, vol. 29, p. 212, 1975.
- [380] J. G. Alvarado-Rodríguez, M. C. García Gutiérrez, and R. Cea-Olivares, "Aspectos geométricos de fenocalcogenotelurinas. Estudio de la estructura molecular y cristalina de O(C₆H₄)₂Te(Cl)S₂CN(CH₂CH)₂," *Revista Mexicana de Física*, vol. 46, no. 5, supplement 2, pp. 44–47, 2000.
- [381] C. J. Carmalt, N. C. Norman, and L. J. Farrugia, "Octahedral coordination complexes of tellurium tetrachloride," *Polyhedron*, vol. 14, no. 11, pp. 1405–1413, 1995.
- [382] A. Haas, J. Kasproski, K. Angermund, et al., "Synthese, Strukturen und Eigenschaften der Cyclothiaselenenium-Kationen [Se₂N₂S]₂²⁺, [XSe₂N₂S]⁺, [Se₂N₂S]²⁺, [S₃SeN₅]⁺ sowie Cl₂Se₂N₂S und SeSN₂ · TiCl₄," *Chemische Berichte*, vol. 124, no. 9, pp. 1895–1906, 1991.
- [383] J. Hu, H.-H. Zhuang, S.-X. Liu, and J.-L. Huang, "Syntheses and structures of chalcogen-molybdenum clusters; [Mo₃XSe₆{S₂P(OEt)₂}₃]Cl, [Mo₃X(SeS)₃{S₂P(OEt)₂}₃]I and [Mo₃XSe₃{S₂P(OEt)₂}₄(py)] (X = 0.65S + 0.35Se, py = C₅H₅N)," *Transition Metal Chemistry*, vol. 23, no. 5, pp. 547–552, 1998.
- [384] A. C. Villa, M. Nardelli, and M. E. V. Tani, "The crystal and molecular structure of α,α'-diselenobisformamidinium dichloride," *Acta Crystallographica, Section B*, vol. 26, no. 10, pp. 1504–1510, 1970.
- [385] L. A. Acampora, B. S. Elman, D. J. Sandman, et al., "Structural and magnetic studies of electrochemically crystallized halides of 1,4,5,8-tetraselenonaphthalene (TSeN)," *Inorganic Chemistry*, vol. 28, no. 8, pp. 1579–1582, 1989.
- [386] K. Eriksen, S. Hauge, and K. Marøy, "Syntheses and crystal structures of di-μ-chloro-bis [dithiocyanatoselenate(II)] and di-μ-bromo-bis [dithiocyanatoselenate(II)] salts," *Phosphorus, Sulfur and Silicon and Related Elements*, vol. 174, pp. 209–221, 2001.
- [387] A. Apblett, T. Chivers, and J. F. Fait, "A simple synthesis of [NS]⁺[AlCl₄]⁻ and the insertion reaction with alkylselenium halides: X-ray structure of [N₂S₂SeCl]⁺[AlCl₄]⁻," *Chemical Communications*, no. 21, pp. 1596–1598, 1989.
- [388] A. Apblett, T. Chivers, and J. F. Fait, "Preparation of thiazyl tetrachloroaluminate and trifluoromethanesulfonate and reactions of the thiazyl cation with thiadiazoles and organoselenium halides: X-ray crystal structure of [N₂S₂SeCl][AlCl₄]," *Inorganic Chemistry*, vol. 29, no. 9, pp. 1643–1648, 1990.
- [389] T. M. Barclay, A. W. Cordes, J. D. Goddard, et al., "Benzobridged bis(1,2,3-dithiazoles) and their selenium analogues. Preparation, molecular and electronic structures, and redox chemistry," *Journal of the American Chemical Society*, vol. 119, no. 50, pp. 12136–12141, 1997.
- [390] M.-Y. Shang, J.-L. Huang, and J.-X. Lu, "The structure of μ₃-thio-μ₃-tris(disulfido)-chlorato-cyclo-tris[(diethyl dioxodithiophosphato-S,S')molybdenum](3Mo - Mo), C₁₂H₃₀ClMo₃O₆P₃S₁₃," *Acta Crystallographica, Section C*, vol. 40, no. 5, pp. 759–761, 1984.
- [391] W. Dingming, H. Jianquan, L. Yuhui, and H. Jinling, *Acta Physico-Chimica Sinica*, vol. 2, p. 533, 1986.
- [392] P. Klingelhöfer, U. Müller, C. Friebe, and J. Pebler, "Thiochloroanionen von Molybdän(IV). Die Kristallstruktur von (NEt₄)₃[Mo₃(μ₃-S)(μ-S₂)₃Cl₆]Cl · CH₂Cl₂ Kristallstruktur, EPR-Spektrum und magnetische Eigenschaften von (NEt₄)₂[Mo₂(μ-S₂)(μ-Cl)₂Cl₄]," *Zeitschrift für anorganische und allgemeine Chemie*, vol. 543, no. 12, pp. 22–34, 1986.
- [393] A. Zalkin, T. E. Hopkins, and D. H. Templeton, "The crystal structure of chlorothiodiazyl chloride, S₃N₂Cl₂," *Inorganic Chemistry*, vol. 5, no. 10, pp. 1767–1770, 1966.
- [394] S. Rabe and U. Müller, "Crystal structure of 4,5-dichloro-1,2,3-dithiazolium chloride, [C₂NS₂Cl₂]Cl," *Zeitschrift für Kristallographie: New Crystal Structures*, vol. 214, no. 1, p. 68, 1999.
- [395] C. W. Rees, S. Sivadasan, A. J. P. White, and D. J. Williams, "Conversion of tetrazoles into hydrazonoyl chlorides. Novel donor-dithiazolium interactions," *Journal of the Chemical Society, Perkin Transactions 1*, no. 13, pp. 1535–1542, 2002.
- [396] J. F. Britten, A. W. Cordes, R. C. Haddon, et al., "A 1,2,3,5-dithiadiazolyl dimeric radical cation. Preparation and solid state characterization of 1,3-[(S₂N₂C)C₆H₄(CN₂S₂)₂][Cl]₃," *CrystEngComm*, vol. 4, pp. 205–207, 2002.
- [397] V. P. Fedin, M. N. Sokolov, K. G. Myakishev, O. A. Geras'ko, V. Ye. Fedorov, and J. Macicek, "Mechanochemical synthesis of soluble complexes containing M₃S₇⁴⁺ and M₃Se₇⁴⁺ fragments from polymeric M₃Y₇Br₄ (M = Mo, W; Y = S, Se). The crystal structure of (PPN)₂W₃S₇Cl₆," *Polyhedron*, vol. 10, no. 12, pp. 1311–1317, 1991.
- [398] M. N. Sokolov, A. L. Gushchin, D. Yu. Naumov, O. A. Gerasko, and V. P. Fedin, "Cluster oxalate complexes [M₃(μ₃-Q)(μ₂-Q₂)₃(C₂O₄)₃]²⁻ and [Mo₃(μ₃-Q)(μ₂-Q)₃(C₂O₄)₃(H₂O)₃]²⁻ (M=Mo, W; Q=S, Se): mechanochemical synthesis and crystal structure," *Inorganic Chemistry*, vol. 44, no. 7, pp. 2431–2436, 2005.
- [399] G. Borgs, H. Keck, W. Kuchen, D. Mootz, R. Wiskemann, and H. Wunderlich, *Zeitschrift für Naturforschung, Section B*, vol. 46, p. 1525, 1991.
- [400] F. Grundtvig and A. Hordvik, *Acta Chemica Scandinavica*, vol. 25, p. 1567, 1971.

- [401] H.-P. Zhu, Q.-T. Liu, C.-N. Chen, and Y.-H. Deng, "Synthesis and structure of a $[\text{Mo}_3\text{S}_7]^{3.5+}$ complex $[\text{Mo}_3(\mu_3 - \text{S})(\mu_2 - \text{S}_2)_3(\text{Et}_2\text{dtc})_3]_2\text{Cl}$," *Jiegou Huaxue*, vol. 17, no. 2, pp. 142–146, 1998.
- [402] T. M. Barclay, L. Beer, A. W. Cordes, et al., "Sterically protected 1,2,3-dithiazolyl radicals: preparation and structural characterization of 4-chloro-5-pentafluorophenyl-1,2,3-dithiazolyl," *Chemical Communications*, no. 6, pp. 531–532, 1999.
- [403] L. Xian-Ti, L. Jia-Xi, H. Jin-Ling, and H. Jian-Quan, *Chinese Journal of Structural Chemistry*, vol. 9, p. 236, 1990.
- [404] S. Ruangsuttinarupap, H.-D. Gross, W. Willing, U. Müller, and K. Dehnicke, "4-Methyl-1,2,3,5-dithiadiazoliumsalsze Die Kristallstrukturen von $(\text{CH}_3\text{CN}_2\text{S}_2)_5[\text{CoCl}_4]\text{Cl}_3$ und $(\text{CH}_3\text{CN}_2\text{S}_2)\text{Cl}$," *Zeitschrift für anorganische und allgemeine Chemie*, vol. 536, no. 5, pp. 153–163, 1986.
- [405] A. V. Virovets, M. Laege, B. Krebs, et al., "Nonvalent interactions in the crystal structures of $(\text{Et}_4\text{N})_2[\text{Mo}_3\text{S}_7\text{Br}_6]$ and $(\text{Et}_4\text{N})(\text{H}_9\text{O}_4)[\text{Mo}_3\text{S}_7\text{Cl}_6]$ clusters," *Journal of Structural Chemistry*, vol. 37, no. 4, pp. 666–673, 1996.
- [406] O. A. Geras'ko, A. V. Virovets, D. N. Dybtsev, W. Clegg, and V. P. Fedin, "Crystal structure of a supramolecular cluster adduct with cucurbituril, $(\text{H}_3\text{O})_4[\text{W}_3\text{S}_7\text{Cl}_6]_2(\text{C}_{36}\text{N}_{24}\text{O}_{12}\text{H}_{36}) \cdot 8\text{H}_2\text{O}$," *Koordinatsionnaya Khimiya*, vol. 26, no. 7, pp. 512–515, 2000.
- [407] A. V. Virovets and O. V. Volkov, "Specific nonbonding contacts in the crystal structure of a solid solution $[\text{Mo}_3(\mu_3 - \text{S})(\mu - \text{S}_2)_3(\text{S}_2\text{CNET}_2)_3]\text{Cl}_{0.53}\text{Br}_{0.47}$," *Journal of Structural Chemistry*, vol. 41, no. 4, pp. 713–716, 2000.
- [408] A. V. Virovets, Yu. L. Slovokhotov, Yu. T. Struchkov, et al., *Russian Journal of Coordination Chemistry*, vol. 16, p. 332, 1990.
- [409] D. Sellmann, M. Hannakam, F. Knoch, and M. Moll, "Transition metal complexes with sulfur ligands—part XCIII. Synthesis, structure and reactivity of $[\text{Mo}^{\text{IV}}(\mu - \text{S})(^{\text{bu}}\text{S}_4)]_2(^{\text{bu}}\text{S}_4^{2-} = 1.2\text{-bis}(\text{di}(t\text{-butyl})\text{-2-mercaptophenylthio)ethane(2-))$," *Inorganica Chimica Acta*, vol. 205, no. 1, pp. 105–112, 1993.
- [410] L. Beer, A. W. Cordes, R. C. Haddon, et al., "A π -stacked 1,2,3-dithiazolyl radical. Preparation and solid state characterization of $(\text{Cl}_2\text{C}_3\text{NS})(\text{ClC}_2\text{NS}_2)$," *Chemical Communications*, vol. 8, no. 17, pp. 1872–1873, 2002.
- [411] H. M. K. K. Pathirana, J. H. Reibenspies, E. A. Meyers, and R. A. Zingaro, "Structure of di- μ -bromo-(tetrabromo- 1_k^4Br)bis(N,N -dimethylselenourea- 2_k^2Se)ditellurium(II, IV)-acetonitrile-methanol (2/3/1)," *Acta Crystallographica, Section C*, vol. 47, no. 3, pp. 516–519, 1991.
- [412] M. D. Rudd, S. V. Lindeman, and S. Husebye, "Structural characteristics of three-coordinate arylhalide tellurium(II) complexes with chalcogen ligands. Synthesis, spectroscopic characterization and X-ray structural studies of bromo[N-methylbenzothiazole-2(3H)-selone]phenyltellurium(II), Bromophenyl[tris(dimethylamino)phosphaneselenide]-tellurium(II) and tris(dimethylamino)phosphanesulfide," *Acta Chemica Scandinavica*, vol. 50, no. 9, pp. 759–774, 1996.
- [413] W. Schnabel, K. von Deuten, and G. Klar, *Crystal Structure Communications*, vol. 10, p. 1405, 1981.
- [414] P. Herland, M. Lundeland, and K. Maroy, *Acta Chemica Scandinavica, Series A*, vol. 30, p. 719, 1976.
- [415] S. Husebye, *Acta Chemica Scandinavica, Series A*, vol. 33, p. 485, 1979.
- [416] O. Vikane, *Acta Chemica Scandinavica, Series A*, vol. 29, p. 738, 1975.
- [417] O. Foss and K. Maroy, *Acta Chemica Scandinavica, Series A*, vol. 40, p. 669, 1986.
- [418] M. D. Rudd, S. V. Lindeman, and S. Husebye, "Tautomeric conversion of a thiourea ligand upon formation of a hypervalent tellurium (II) complex. Synthesis, and X-ray structural studies of N-Phenyl- N' -(1,3-thiazol-2-yl)-thiourea and bromophenyl [1-phenyl-3-(1',3'-thiazol-3'-ium-2'-yl)-isothioureidato]tellurium(II)," *Phosphorus, Sulfur and Silicon and Related Elements*, vol. 123, pp. 313–327, 1997.
- [419] S. Hauge and K. Maroy, *Acta Chemica Scandinavica*, vol. 46, p. 1166, 1992.
- [420] E. Horn, T. Nakahodo, and N. Furukawa, "Crystal structure of 1,6-dibromo-2-phenyl-1,2-diselenaacenaphthylene, $\text{BrSe}(\text{C}_{10}\text{H}_5\text{Br})\text{Se}(\text{C}_6\text{H}_5)$," *Zeitschrift für Kristallographie: New Crystal Structures*, vol. 215, no. 1, pp. 23–24, 2000.
- [421] S. Larsen and L. Henriksen, *Acta Chemica Scandinavica, Series A*, vol. 38, p. 289, 1984.
- [422] V. P. Fedin, M. N. Sokolov, O. A. Geras'ko, A. V. Virovets, N. V. Podberezskaia, and V. Ye. Fedorov, "Synthesis and structure of a new selenium-bridged tungsten cluster, $[\text{W}_3\text{Se}_7(\text{S}_2\text{P}(\text{OEt})_2)_3]\text{Br}$," *Polyhedron*, vol. 11, no. 24, pp. 3159–3164, 1992.
- [423] C. O. Kienitz, C. Thöne, and P. G. Jones, "The coordination chemistry of 2,2'-dipyridyldiselenide (PySeSePy)—part 2. Complexes with manganese, copper and zinc," *Zeitschrift für Naturforschung, Section B*, vol. 55, no. 7, pp. 587–596, 2000.
- [424] H. M. K. K. Pathirana, J. H. Reibenspies, E. A. Meyers, and R. A. Zingaro, "Structure of N^1, N^1, N^3, N^3 -tetramethyl- α, α' -diselenobisformamidinium bromide," *Acta Crystallographica, Section C*, vol. 47, no. 4, pp. 903–904, 1991.
- [425] V. Béreau and J. A. Ibers, "Synthesis and characterization by diffraction and ^{31}P - and ^{77}Se -NMR spectroscopy of $[\text{Mo}_3(\mu_3 - \text{Se})(\mu_2 - \text{Se}_2)_3\{\text{N}(\text{SePPH}_2)_2\}_3]\text{Br}$ and $[\text{Mo}_3(\mu_3 - \text{Se})(\mu_2 - \text{Se}_2)_3\{\text{Se}_2\text{P}(\text{OCH}_2\text{CH}_3)_2\}_3]\text{Br}$," *Comptes Rendus de l'Academie des Sciences, Series IIC*, vol. 3, no. 2, pp. 123–129, 2000.
- [426] S. E. Hobert, B. C. Noll, and M. R. DuBois, "Synthesis of a rhenium(V) polysulfide complex and a study of its reactivity with hydrogen," *Organometallics*, vol. 20, no. 7, pp. 1370–1375, 2001.
- [427] V. P. Fedin, A. Müller, K. Filipek, et al., "Extrusion of molecular clusters from solid-state materials: synthesis by application of γ -irradiation. Molecular and crystal structure of $(\text{H}_9\text{O}_4)(\text{Et}_4\text{N})[\text{Mo}_3\text{S}_7\text{Br}_6]$," *Inorganica Chimica Acta*, vol. 223, no. 1-2, pp. 5–7, 1994.
- [428] V. Béreau, C. G. Pernin, and J. A. Ibers, "Reactivity of the $[\text{Mo}_3(\mu_3 - \text{S})(\mu_2 - \text{S}_2)_3\text{Br}_6]^{2-}$ anion toward the imido-diphosphinochalcogenido ligands $[\text{N}(\text{QPPH}_2)_2]^- [\text{Q}=\text{S}, \text{Se}]$: synthesis and characterization of $[\text{Mo}_3(\mu_3 - \text{S})(\mu_2 - \text{S}_2)_3\{\text{N}(\text{QPPH}_2)_2\}_3]\text{Br}$," *Inorganic Chemistry*, vol. 39, no. 4, pp. 854–856, 2000.
- [429] V. P. Fedin, M. N. Sokolov, O. A. Geras'ko, et al., "Triangular $\text{W}_3\text{S}_7^{4+}$ and $\text{W}_3\text{S}_4^{4+}$ complexes," *Inorganica Chimica Acta*, vol. 175, no. 2, pp. 217–229, 1990.
- [430] V. E. Fedorov, O. A. Geras'ko, Yu. V. Mironov, et al., *Journal of Structural Chemistry*, vol. 36, p. 1046, 1995.
- [431] J. M. Garriga, R. Llusar, S. Uriel, et al., "Synthesis and third-order nonlinear optical properties of $[\text{Mo}_3(\mu_3 - \text{S})(\mu_2 - \text{S}_2)_3]^{4+}$ clusters with maleonitriledithiolate, oxalate and thiocyanate ligands," *Dalton Transactions*, no. 23, pp. 4546–4551, 2003.

- [432] V. P. Fedin, Y. V. Mironov, A. V. Virovets, N. V. Podbereskaya, and V. Ye. Federov, "Synthesis and X-ray structure of the triangular cluster $(Et_4N)\{[Mo_3(\mu_3 - S)(\mu_2 - S_2)_3(NH_2Ph)_3Br_3]Br\}Br$," *Polyhedron*, vol. 11, no. 16, pp. 2083–2088, 1992.
- [433] M. N. Sokolov, O. A. Geras'ko, S. F. Solodovnikov, and V. P. Fedin, "Synthesis and crystal structure of $[Th_2(\mu - SO_4)_2(DMSO)_{12}]\{[Mo_3S_7Br_5(DMSO)]Br\}_2 \cdot 2DMSO \cdot PhCN$," *Journal of Structural Chemistry*, vol. 45, no. 3, pp. 490–495, 2004.
- [434] G. N. Ledesma, E. S. Lang, E. M. Vázquez-López, and U. Abram, "Synthesis and characterization of the first aryltellurium(II) halide complex stabilized by a Te-Te bond from a tellurium ether," *Inorganic Chemistry Communications*, vol. 7, no. 4, pp. 478–480, 2004.
- [435] E. S. Lang, R. M. Fernandes Jr., E. T. Silveira, U. Abram, and E. M. Vázquez-López, "Structures of iodophenyltellurium(II) and diiododi-(β -naphthyl)tellurium(IV)," *Zeitschrift für anorganische und allgemeine Chemie*, vol. 625, no. 8, pp. 1401–1404, 1999.
- [436] P. D. Boyle, W. I. Cross, S. M. Godfrey, et al., "Synthesis and characterization of $Ph_4Te_4I_4$, containing a Te_4 square, and $Ph_3PTe(Ph)I$," *Angewandte Chemie International Edition*, vol. 39, no. 10, pp. 1796–1798, 2000.
- [437] X. Lin, H.-Y. Chen, L.-S. Chi, and H.-H. Zhuang, "Synthesis and crystal structures of two new trinuclear molybdenum cluster compounds containing a $[Mo_3Te_7]^4$ fragment," *Polyhedron*, vol. 18, no. 1-2, pp. 217–223, 1998.
- [438] H. Chen, X. Lin, L. Chi, C. Lu, H. Zhuang, and J. Huang, "Synthesis and crystal structures of new triangle tungsten telluride compounds containing a $[W_3(\mu_3 - Te)(\mu_2 - Te_2)]^{4+}$ cluster core: $\{W_3Te_7[(RO)_2PS_2]_3\}I$ (R = Et, Pr(i))," *Inorganic Chemistry Communications*, vol. 3, no. 6, pp. 331–336, 2000.
- [439] P. G. Jones and J. Jeske, private communication, 2004.
- [440] O. Vikane, *Acta Chemica Scandinavica, Series A*, vol. 29, p. 787, 1975.
- [441] D. Dakternieks, R. di Giacomo, R. W. Gable, and B. F. Hoskins, "Investigation of organoyltellurium(IV) halide (dithiolate) complex, crystal structure of di(2-iodo-2 λ^4 -benzotellurole-2-yl diethylthiocarbamate), $[C_8H_8Te(I)(S_2CNET_2)_2]$," *Journal of Organometallic Chemistry*, vol. 353, no. 1, pp. 35–43, 1988.
- [442] V. García-Montalvo, A. Marcelo-Polo, R. Montoya, R. A. Toscano, S. Hernández-Ortega, and R. Cea-Olivares, "Synthesis, spectroscopic characterization and structural studies of dialkyl dithiophosphinate and *N,N*-dialkyl dithio- and monothio-carbamate derivatives of 1-iodo-1,1,2,3,4,5-hexahydro-tellurophene," *Journal of Organometallic Chemistry*, vol. 623, no. 1-2, pp. 74–80, 2001.
- [443] V. García-Montalvo, R. A. Toscano, A. Badillo-Delgado, and R. Cea-Olivares, "Synthesis, characterization and crystal structure of 1,3-dihydro-2 λ^4 -benzotellurole-2,2-diyl bis(*N*-piperidine-dithiocarbamate), $[1,2 - C_6H_4(CH_2)_2 Te(S_2CNC_5H_{10})_2]$ (1), 1,3 dihydro-2 λ^4 -benzotellurole-2-iodo-2-yl -diethylthiophosphinate," *Polyhedron*, vol. 20, no. 3-4, pp. 203–208, 2001.
- [444] F. Demartin, F. A. Devillanova, F. Isaia, V. Lippolis, and G. Verani, "Reaction of *N,N'*-dimethylimidazolidine-2-selone (L) with I_2 . Crystal structure of the mixed-valence $(L \cdot I_2)(L_2)^{2+} \cdot 2I_3^-$ compound," *Inorganica Chimica Acta*, vol. 255, no. 1, pp. 203–205, 1997.
- [445] S. Maoyu, H. Jinling, and L. Jiayi, *Science in China, Series B*, p. 8, 1985.
- [446] L. Shao-Fang, H. Jian-Quan, L. Yu-Hui, and H. Jin-Ling, *Acta Chimica Sinica*, vol. 45, p. 842, 1987.
- [447] L. Can-Zhong, T. Wen, Z. Hong-Hui, and W. Ding-Ming, *Chinese Journal of Structural Chemistry*, vol. 12, p. 124, 1993.
- [448] S. Maoyu, H. Jinling, and L. Jiayi, *Chinese Journal of Structural Chemistry*, vol. 3, p. 17, 1984.
- [449] S.-F. Lu, J.-Q. Huang, H.-B. Chen, and Q.-J. Wu, *Acta Chimica Sinica*, vol. 51, p. 885, 1993.
- [450] W. Man-Fang, G. Guo-Cong, H. Jin-Shun, Z. Hong-Hui, Z. Qian-Er, and L. Jia-Xi, *Chinese Journal of Structural Chemistry*, vol. 13, p. 221, 1994.
- [451] J. Chen, S.-F. Lu, Z.-X. Huang, R.-M. Yu, and Q.-J. Wu, "Synthesis and structural characterization of the novel cluster compound $\{[Mo_3S_7(dtp)_3]_4 \cdot I\}\{(HgI_3)_3\} \cdot 4H_2O$ (dtp = $S_2P(OC_2H_5)_2^-$)," *Chemistry - A European Journal*, vol. 7, no. 9, pp. 2002–2006, 2001.
- [452] C.-Z. Lu, J.-N. Zhuang, L.-S. Chi, et al., "A quasi-layer structure of trinuclear molybdenum(IV) cluster, $[Mo_3S_7(S_2CNET_2)_3]I - S_8$," *Journal of Chemical Crystallography*, vol. 29, no. 9, pp. 1019–1022, 1999.
- [453] M. J. Mayor-López, J. Weber, K. Hegetschweiler, et al., "Structure and reactivity of $[Mo_3 - \mu_3S - (\mu_2S_2)_2]^{4+}$ complexes. Quantum chemical calculations, X-ray structural characterization, and Raman spectroscopic measurements," *Inorganic Chemistry*, vol. 37, no. 11, pp. 2633–2644, 1998.
- [454] H. Zimmermann, K. Hegetschweiler, T. Keller, et al., "Preparation of complexes containing the $[Mo_3S(S_2)_3]^{4+}$ core and structure of tris(diethylthiocarbamate)tris(μ -disulfido)(μ_3 -thio)-triangulo-trimolybdenum(IV)iodide," *Inorganic Chemistry*, vol. 30, no. 23, pp. 4336–4341, 1991.
- [455] M. C. Aragoni, M. Arca, F. Demartin, et al., "Anti-thyroid drug methimazole: X-ray characterization of two novel ionic disulfides obtained from its chemical oxidation by I_2 ," *Journal of the American Chemical Society*, vol. 124, no. 17, pp. 4538–4539, 2002.
- [456] R. Čmelík, J. Marek, and P. Pazdera, "Regioselectivity of electrophilic attacks to 5-amino-3-thioxo-3H-1,2-dithiole-4-carboxylic acid functional derivatives. Elucidation of product structures," *Heterocyclic Communications*, vol. 8, no. 1, pp. 55–60, 2002.
- [457] C. G. Young, T. O. Kocaba, X. F. Yan, et al., "Bridging disulfido complexes of molybdenum and tungsten formed by reductive sulfurization of oxo-molybdenum(VI) complexes and reductive desulfurization of thio(disulfido)-tungsten(VI) complexes," *Inorganic Chemistry*, vol. 33, no. 26, pp. 6252–6260, 1994.
- [458] V. P. Fedin, A. Müller, H. Bogge, et al., *Russian Journal of Inorganic Chemistry*, vol. 38, p. 1677, 1993.
- [459] F. Demartin, P. Deplano, F. A. Devillanova, F. Isaia, V. Lippolis, and G. Verani, "Conductivity, FT-Raman spectra, and X-ray crystal structures of two novel $[D_2I]I_n$ ($n = 3$ and $D = N$ -methylbenzothiazole-2(3H)-selone; $n = 7$ and $D = N$ -methylbenzothiazole-2(3H)-thione) iodonium salts. First example of $I^- \cdot 3I_2$ hepta-iodide," *Inorganic Chemistry*, vol. 32, no. 17, pp. 3694–3699, 1993.
- [460] S. Fox, R. T. Stibrany, J. A. Potenza, and H. J. Schugar, "A novel mixed-valence trinickel complex containing nickel(I), nickel(II) and iodonium moieties," *Inorganica Chimica Acta*, vol. 316, no. 1-2, pp. 122–126, 2001.
- [461] D. L. Nosco, M. J. Heeg, M. D. Glick, R. C. Elder, and E. Deutsch, "Coordination stabilization of organic intermediates. Crystal structure of $\{[(en)_2Co(SCH_2CH_2NH_2)_2]I\}(NO_3)_5 \cdot 4H_2O$, a stable complex of iodine(I)," *Journal of the*

- American Chemical Society*, vol. 102, no. 26, pp. 7784–7786, 1980.
- [462] G. H.-Y. Lin and H. Hope, “The crystal structure of bis(thiourea)iodine(I) iodide,” *Acta Crystallographica, Section B*, vol. 28, no. 2, pp. 643–646, 1972.
- [463] P. D. Boyle, J. Christie, T. Dyer, et al., “Further structural motifs from the reactions of thioamides with diiodine and the interhalogens iodine monobromide and iodine monochloride: an FT-Raman and crystallographic study,” *Journal of the Chemical Society, Dalton Transactions*, no. 18, pp. 3106–3112, 2000.
- [464] V. Daga, S. K. Hadjidakou, N. Hadjiliadis, M. Kubicki, J. H. Z. Dos Santos, and I. S. Butler, “Synthesis, spectroscopic and structural characterization of novel diiodine adducts with the heterocyclic thioamides, thiazolidine-2-thione (tzdtH), benzothiazole-2-thione (bztzdtH) and benzimidazole-2-thione (bzimth),” *European Journal of Inorganic Chemistry*, no. 7, pp. 1718–1728, 2002.
- [465] R. Minkwitz, H. Preut, and J. Sawatzki, *Zeitschrift für Naturforschung, Section B*, vol. 43, p. 399, 1988.
- [466] E. Seppälä, F. Ruthe, J. Jeske, W.-W. Du Mont, and P. G. Jones, “Coordination and oxidation of phosphine selenides with iodine: from cation pairs $[(R_3PSe)_2I]^+$ to (iodoseleno)phosphonium ions $[R_3PSeI]^+$ existing as guests in polyiodide matrices,” *Chemical Communications*, no. 16, pp. 1471–1472, 1999.
- [467] P. G. Jones and J. Jeske, private communication, 2004.
- [468] H. Kiriya, Y. Mizuhashi, and J. Ootani, “Crystal structures of trimethylammonium hexaiodotellurate(IV) and heptaiodotellurate(IV),” *Bulletin of the Chemical Society of Japan*, vol. 59, no. 2, pp. 581–585, 1986.
- [469] P. D. Boyle, S. M. Godfrey, and R. G. Pritchard, “The reaction of *N*-methylbenzothiazole-2-selone and 1,1-dimethylselenourea with sulfur chloride and dichlorine,” *Journal of the Chemical Society, Dalton Transactions*, no. 23, pp. 4245–4250, 1999.
- [470] S. Hauge, K. Marøy, and T. Odegard, *Acta Chemica Scandinavica, Series A*, vol. 42, p. 51, 1988.
- [471] B. Krebs, F.-P. Ahlers, and E. Lührs, “Synthese, Struktur und Eigenschaften der neuen Bromoselenate(II) $[Se_3Br_8]^{2-}$, $[Se_4Br_{14}]^{2-}$ und $[Se_5Br_{12}]^{2-}$ Kristallstrukturen von $[Cu(i - PropCN)_4]_2[Se_3Br_8]$, $[EtPh_3P]_2[Se_4Br_{14}]$ und $[n - Prop_4N]_2[Se_5Br_{12}]$,” *Zeitschrift für anorganische und allgemeine Chemie*, vol. 597, no. 1, pp. 115–132, 1991.
- [472] V. Janickis, K. W. Törnroos, M. Herberhold, J. Songstad, and W. Milius, “Reaction of selenium with bromine (Se : Br = 1 : 1) in acetonitrile in the presence of tetramethylammonium bromide: synthesis and crystal structure of $[(CH_3)_4N]_2[Se_{16}Br_{18}]$, the salt of a unique bromoselenate(I) anion,” *Zeitschrift für anorganische und allgemeine Chemie*, vol. 628, no. 9–10, pp. 1967–1974, 2002.
- [473] F. Favier, J. L. Pascal, C. Belin, and M. Tillard-Charbonnel, “A new pentachlorotellurate(IV): *catena*-poly[hexakis(acetonitrile)aluminium tris-[tetrachlorotellurate(IV)- μ -chloro] acetonitrile],” *Acta Crystallographica, Section C*, vol. 53, no. 9, pp. 1234–1236, 1997.
- [474] V. Lippolis and F. Isaia, in *Handbook of Chalcogen Chemistry*, F. A. Devillanova, Ed., chapter 8.2, RSC, Cambridge, UK, 2006.
- [475] M. C. Aragoni, M. Arca, F. A. Devillanova, et al., “First example of an infinite polybromide 2D-network,” *Chemical Communications*, pp. 2226–2227, 2003.
- [476] J. D. McCullough and C. Knobler, “Crystal and molecular structure of 2-biphenyltellurium triiodide $C_{12}H_9TeI_3$,” *Inorganic Chemistry*, vol. 15, no. 11, pp. 2728–2731, 1976.
- [477] J. D. McCullough, “Crystal and molecular structure of the β modification of 2-biphenyltellurium triiodide, $C_{12}H_9TeI_3$,” *Inorganic Chemistry*, vol. 16, no. 9, pp. 2318–2321, 1977.
- [478] G. V. N. Appa Rao, M. Seshasayee, G. Aravamudan, and K. Radha, “Structure of bis[bis(2-hydroxyethyl)dithiocarbamate]diiodotellurium(IV), $[Te(C_5H_{10}NO_2S_2)_2I_2]$,” *Acta Crystallographica, Section C*, vol. 39, no. 8, pp. 1018–1020, 1983.
- [479] H. Kiriya and K. Nishizaki, “Crystal structure and molecular motion of tetramethylammonium hexaiodotellurate(IV-iodine (1/1) compound),” *Bulletin of the Chemical Society of Japan*, vol. 59, no. 8, pp. 2415–2419, 1986.
- [480] P. H. Bird, V. Kumar, and B. C. Pant, “Crystal and molecular structures of the (4-alkoxyphenyl)tellurium(IV) trihalides: (4-EtOPh)TeCl₃, (4-EtOPh)TeBr₃, and (4-MeOPh)TeI₃,” *Inorganic Chemistry*, vol. 19, no. 9, pp. 2487–2493, 1980.
- [481] S. M. Närhi, R. Oilunkaniemi, R. S. Laitinen, and M. Ahlgrén, “The reactions of tellurium tetrahalides with triphenylphosphine under ambient conditions,” *Inorganic Chemistry*, vol. 43, no. 12, pp. 3742–3750, 2004.
- [482] R. K. Kumar, G. Aravamudan, M. R. Udupa, M. Seshasayee, and T. A. Hamor, “Structure of bis(diethylthiocarbamate)diiodotellurium(IV),” *Acta Crystallographica, Section C*, vol. 49, no. 7, pp. 1328–1330, 1993.
- [483] E. S. Lang, G. Manzoni de Oliveira, E. T. Silveira, R. A. Burrow, and E. M. Vázquez-López, “Crystal and molecular structure of (α -naphthyl)TeI₃,” *Journal of Organometallic Chemistry*, vol. 664, no. 1–2, pp. 306–309, 2002.
- [484] G. Y. Chao and J. D. McCullough, “The refinement of the structure of the complex of iodine with 1,4-diselenane, $C_4H_8Se_2 \cdot 2I_2$,” *Acta Crystallographica*, vol. 14, no. 9, pp. 940–945, 1961.
- [485] P. G. Jones and J. Jeske, private communication, 2004.
- [486] N. Kuhn, R. Fawzi, T. Kratz, M. Steimann, and G. Henkel, “Zur oxidation von 2-selenoimidazolinen mit iod,” *Phosphorus, Sulfur and Silicon and Related Elements*, vol. 112, no. 1–4, pp. 225–233, 1996.
- [487] S. Kubiniok, W.-W. du Mont, S. Pohl, and W. Saak, “The reagent diphenyldiselenane/iodine: no phenylselenenyl iodide but a charge transfer complex with cyclic moieties,” *Angewandte Chemie International Edition*, vol. 27, no. 3, pp. 431–433, 1988.
- [488] J. Jeske, W.-W. du Mont, and P. G. Jones, “Iodophosphane selenides: building blocks for supramolecular soft-soft chain, helix, and base-pair arrays,” *Chemistry - A European Journal*, vol. 5, no. 1, pp. 385–389, 1999.
- [489] W.-W. du Mont, A. Martens, S. Pohl, and W. Saak, “Reversible dismutation and coordination of bis(2,4,6-triisopropylphenyl) diselenide with iodine: a model study that relates to iodine intercalation between selenium chains,” *Inorganic Chemistry*, vol. 29, no. 24, pp. 4847–4848, 1990.
- [490] F. Cristiani, F. Demartin, F. A. Devillanova, F. Isaia, G. Saba, and G. Verani, “An X-ray, spectroscopic and semiempirical quantum-mechanical study on complexes of thiones and selones with molecular diiodine,” *Journal of the Chemical Society, Dalton Transactions*, no. 24, pp. 3553–3560, 1992.
- [491] H. Maddox and J. D. McCullough, “The crystal and molecular structure of the iodine complex of 1-oxa-4-selenacyclohexane, $C_4H_8OSe \cdot I_2$,” *Inorganic Chemistry*, vol. 5, no. 4, pp. 522–526, 1966.

- [492] S. M. Godfrey, S. L. Jackson, C. A. McAuliffe, and R. G. Pritchard, "Reaction of R_3PSe with I_2 ; crystal structures of Ph_3PSeI_2 , $(Me_2N)_3PSeI_2$ and $(Et_2N)_3PSeI_2$, the first crystallographically characterised charge-transfer complexes of tertiary phosphine selenides with diiodine," *Journal of the Chemical Society, Dalton Transactions*, no. 23, pp. 4499–4502, 1997.
- [493] M. B. Hursthouse, D. E. Hibbs, and N. Bricklebank, private communication, 2003.
- [494] M. D. Rudd, S. V. Lindeman, and S. Husebye, "Three-centre, four-electron bonding and structural characteristics of two-coordinate iodine(I) complexes with halogen and chalcogen ligands. Synthesis, spectroscopic characterization and X-ray structural studies of (triiodo)[tris(dimethylamino)phosphaneselenide]iodine(I) and bis{(triiodo)[tri(N-morphyl)phosphaneselenide]} – iodine(I)/diiodine molecular complex," *Acta Chemica Scandinavica*, vol. 51, no. 6-7, pp. 689–708, 1997.
- [495] S. M. Godfrey, C. A. McAuliffe, R. G. Pritchard, and S. Sarrwar, *Journal of the Chemical Society, Dalton Transactions*, 1997.
- [496] M. Arca, F. Cristiani, F. A. Devillanova, et al., "Reactivity of 1,3,5-trithiacyclohexane and 1,3,5-triselenacyclohexane towards molecular diiodine. Crystal structures of the diiodine adducts," *Polyhedron*, vol. 16, no. 12, pp. 1983–1991, 1997.
- [497] H. Hope and J. D. McCullough, "The crystal structure of the molecular complex of iodine with tetrahydroselenophene, $C_4H_8SeI_2$," *Acta Crystallographica*, vol. 17, no. 6, pp. 712–718, 1964.
- [498] F. Bigoli, P. Deplano, F. A. Devillanova, et al., "Reaction of imidazole-2-selone derivatives with diiodine - synthesis, structural and spectroscopic characterization of the adduct 1,1'-bis(3-methyl-4-imidazolin-2-selone)methane bis(diiodine) and of the 1st examples of I-Se-I hypervalent selenium compounds- 1,3-dimethyl-4-imidazolin-2-ylidium diiodo selenanide and 1,2-bis(3-methyl-4-imidazolin-2-ylidium diiodo selenanide)-ethane bis(dichloromethane)," *Gazzetta Chimica Italiana*, vol. 124, no. 11, pp. 445–454, 1994.
- [499] M. Arca, F. Demartin, F. A. Devillanova, et al., "A new assembly of diiodine molecules at the triphenylphosphine sulfide template," *Journal of the Chemical Society, Dalton Transactions*, no. 17, pp. 3069–3073, 1999.
- [500] C. Rømming, "The crystal structure of the 1:1 addition compound formed by benzyl sulphide and iodine," *Acta Chemica Scandinavica*, vol. 14, pp. 2145–2151, 1960.
- [501] F. H. Herbstein and W. Schwotzer, "Crystal structures of polyiodide salts and molecular complexes. 7. Interaction of thiones with molecular diiodine. The crystal structures of dithizone-diiodine, ethylenethiourea-bis(diiodine), bis(ethylenethiourea)-tris(diiodine), bis(dithizone)-heptakis (diiodine), and 1-(1-imidazolin-2-yl)-2-thioxoimidazolidinium triiodide-(ethylenethiourea-diiodine)," *Journal of the American Chemical Society*, vol. 106, no. 8, pp. 2367–2373, 1984.
- [502] F. Bigoli, P. Deplano, A. Ienco, et al., "Structure and bonding of diiodine adducts of the sulfur-rich donors 1,3-dithiacyclohexane-2-thione (ptc) and 4,5-ethylenedithio-1,3-dithiole-2-thione (ttb)," *Inorganic Chemistry*, vol. 38, no. 21, pp. 4626–4636, 1999.
- [503] G. Y. Chao and J. D. McCullough, "The refinement of the structure of the complex of iodine with 1,4 dithiane, $C_4H_8S_2 \cdot 2I_2$," *Acta Crystallographica*, vol. 13, no. 9, pp. 727–732, 1960.
- [504] F. H. Herbstein, P. Ashkenazi, M. Kaftory, M. Kapon, G. M. Reisner, and D. Ginsburg, "Propellanes LXXIX. Comparison of the geometries of dithia[$n.3.3$]propellanes ($n = 1, 2, 3$) and dithia(and oxathia)[4.3.3]propellanes. Study of the influence of complexation with $HgCl_2, I_2, CdCl_2$ and $PdCl_2$ and of formation of sulfoxides on some of these compounds. Demonstration of the 'klammer' effect. Structures of eighteen crystals," *Acta Crystallographica, Section B*, vol. 42, no. 6, pp. 575–601, 1986.
- [505] N. Bricklebank, S. J. Coles, S. D. Forder, M. B. Hursthouse, A. Poulton, and P. J. Skabara, "Diiodine complex of ferrocenyl(phenyl)phosphine sulfide: the structural and electrochemical behaviour of $Fc_2(Ph)PS \cdot I_2$," *Journal of Organometallic Chemistry*, vol. 690, no. 2, pp. 328–332, 2005.
- [506] F. Freeman, J. W. Ziller, H. N. Po, and M. C. Keindl, "Reactions of imidazole-2-thiones with molecular iodine and the structures of two crystalline modifications of the 1:1 1,3-dimethylimidazole-2-thione-diiodine charge-transfer complex ($C_5H_8I_2N_2S$)," *Journal of the American Chemical Society*, vol. 110, no. 8, pp. 2586–2591, 1988.
- [507] M. Arca, F. Demartin, F. A. Devillanova, et al., "Synthesis, X-ray crystal structure and spectroscopic characterization of the new dithiolene $[Pd(Et_2timdt)_2]$ and of its adduct with molecular diiodine $[Pd(Et_2timdt)_2] \cdot I_2 \cdot CHCl_3$ (Et_2timdt =monoanion of 1,3-diethylimidazolidine-2,4,5-trithione)," *Journal of the Chemical Society, Dalton Transactions*, no. 22, pp. 3731–3736, 1998.
- [508] D. Atzei, P. Deplano, E. F. Trogu, F. Bigoli, M. A. Pellinghelli, and A. Vacca, "Interaction of diiodine with some tetra-substituted dithiooxamides. Crystal and molecular structure of bis(morpholinothiocarbonyl)bis(diiodine)," *Canadian Journal of Chemistry*, vol. 66, no. 6, pp. 1483–1489, 1988.
- [509] C. D. Antoniadis, G. J. Corban, S. K. Hadjikakou, et al., "Synthesis and characterization of (PTU) I_2 (PTU = 6 - n - propyl-2-thiouracil) and (CMBZT) I_2 (CMBZT = 5-chloro-2-mercaptobenzothiazole) and possible implications for the mechanism of action of anti-thyroid drug," *European Journal of Inorganic Chemistry*, vol. 2003, no. 8, pp. 1635–1640, 2003.
- [510] L. Lee, D. J. Crouch, S. P. Wright, et al., "Supramolecular polymers of 4,5-bis(bromomethyl)-1,3-dithiole-2-thione—dihalogen adducts," *CrystEngComm*, vol. 6, pp. 612–617, 2004.
- [511] J. Allshouse, R. C. Haltiwanger, V. Allured, and M. R. DuBois, "Molecular and polymeric compounds resulting from Lewis acid interactions with $[CpMo(\mu - S)N-t-Bu]_2$," *Inorganic Chemistry*, vol. 33, no. 12, pp. 2505–2506, 1994.
- [512] E. J. Lyon, G. Musie, J. H. Reibenspies, and M. Y. Darensbourg, "Sulfur site iodine adduct of a nickel thiolate complex," *Inorganic Chemistry*, vol. 37, no. 26, pp. 6942–6946, 1998.
- [513] G. Kiel, *Zeitschrift für Naturforschung, Section B*, vol. 36, p. 55, 1981.
- [514] P. K. Baker, S. D. Harris, M. C. Durrant, D. L. Hughes, and R. L. Richards, "Preparation and structural characterization of the charge-transfer complex $(12[ane]S_4 \cdot I_2)_\infty$ ($12[ane]S_4=1, 4, 7, 10$ -tetrathiacyclododecane)," *Acta Crystallographica, Section C*, vol. 51, no. 4, pp. 697–700, 1995.
- [515] M. Bois d'Enghien-Peteau, J. Meunier-Piret, and M. van Meerssche, *Journal de Chimie Physique et de Physico-Chimie Biologique*, vol. 65, p. 1221, 1968.
- [516] N. V. Khitrich, I. I. Seifullina, and Z. A. Starikova, *Russian Journal of Inorganic Chemistry*, vol. 47, p. 85, 2002.

- [517] S. Ito, H. Liang, and M. Yoshifuji, "Preparation, structure, and some coordination properties of 2-chloro-3,3-diphenyl-3-thioxo-1-(2,4,6-tri-*t*-butylphenyl)-1,3-diphosphapropene," *Chemical Communications*, pp. 398–399, 2003.
- [518] D. C. Apperley, N. Bricklebank, M. B. Hursthouse, M. E. Light, and S. J. Coles, "Vibrational, ^{31}P NMR and crystallographic studies of diiodine adducts of some bidentate tertiary phosphine sulfides," *Polyhedron*, vol. 20, no. 15–16, pp. 1907–1913, 2001.
- [519] H. Bock, N. Nagel, and A. Seibel, *Liebigs Annalen*, p. 2151, 1997.
- [520] M. Yamamoto, L. P. Wu, T. Kuroda-Sowa, M. Maekawa, Y. Suenaga, and M. Munakata, "Preparation, characterization and X-ray crystal structures of I_2 and copper(II) complexes of 2,11-dithia[3.3]paracyclophane," *Inorganica Chimica Acta*, vol. 258, no. 1, pp. 87–91, 1997.
- [521] D. C. Apperley, N. Bricklebank, S. L. Burns, D. E. Hibbs, M. B. Hursthouse, and K. M. A. Malik, "Crystal structure of triphenylphosphine sulfide diiodine; the first crystallographically characterised 11 molecular charge-transfer complex of a tertiary phosphine sulfide with diiodine," *Journal of the Chemical Society, Dalton Transactions*, no. 8, pp. 1289–1292, 1998.
- [522] M. C. Aragoni, M. Arca, F. Demartin, et al., "A theoretical investigation of the donor ability of $[\text{M}(\text{R}, \text{R}'\text{timdt})_2]$ dithiolene complexes towards molecular diiodine ($\text{M} = \text{Ni}, \text{Pd}, \text{Pt}$; $\text{R}, \text{R}'\text{timdt}$ = formally monoreduced disubstituted imidazolidine-2,4,5-trithione)," *European Journal of Inorganic Chemistry*, vol. 2004, no. 15, pp. 3099–3109, 2004.
- [523] D. W. Allen, R. Berridge, N. Bricklebank, et al., "Structural and magnetic properties of a novel ferrocenyl-diiodine charge transfer complex," *Inorganic Chemistry*, vol. 42, no. 13, pp. 3975–3977, 2003.
- [524] F. Bigoli, P. Deplano, M. L. Mercuri, M. A. Pellinghelli, and E. F. Trogu, "Spectrophotometric study, crystal and molecular structure of the 1:1 complex between 1,3-dithiolane-2-thione and diiodine," *Phosphorus, Sulfur, and Silicon and the Related Elements*, vol. 70, no. 1–2, pp. 175–182, 1992.
- [525] A. J. Blake, R. O. Gould, C. Radek, and M. Schröder, "The synthesis and low-temperature single crystal X-ray structure of the charge-transfer complex $([\text{9}]\text{aneS}_3)_2(\text{I}_2)_4$ ($[\text{9}]\text{aneS}_3=1,4,7$ -trithiacyclononane)," *Chemical Communications*, pp. 1191–1193, 1993.
- [526] F. Cristiani, F. A. Devillanova, F. Isaia, V. Lippolis, G. Verani, and F. Demartin, "Spectroscopic studies and X-ray crystal structures of charge-transfer complexes of 1,4,7-trithiacyclononane with diiodine," *Heteroatom Chemistry*, vol. 4, no. 6, pp. 571–578, 1993.
- [527] A. J. Blake, F. Cristiani, F. A. Devillanova, et al., "Structural and solution studies of diiodine charge-transfer complexes of thioether crowns," *Journal of the Chemical Society, Dalton Transactions*, no. 8, pp. 1337–1346, 1997.
- [528] F. Bigoli, P. Deplano, M. L. Mercuri, M. A. Pellinghelli, and E. F. Trogu, "Synthetic, structural and spectroscopic studies of the donating properties of sulphur-rich molecules towards I_2 : X-ray structure of 1,3-dithiole-2-thione diiodine," *Phosphorus, Sulfur, and Silicon and the Related Elements*, vol. 72, no. 1–4, pp. 65–72, 1992.
- [529] A. J. Blake, F. A. Devillanova, A. Garau, et al., "Thioether—iodine charge-transfer complexes. Synthesis and low-temperature single-crystal structures of complexes of penta-, hexa- and octa-dentate homoleptic thioether macrocycles," *Journal of the Chemical Society, Dalton Transactions*, no. 12, pp. 2037–2046, 1998.
- [530] H. Hartl and S. Steidl, *Zeitschrift für Naturforschung, Section B*, vol. 32, p. 6, 1977.
- [531] P. Schollhammer, F. Y. Pétillon, J. Talarmin, K. W. Muir, H. K. Fun, and K. Chinnakali, "Halogenation and alkylation at a $\text{Mo}_2^{\text{III}}(\mu-\text{S})$ site. Crystal structure of the metal-sulfenyl halide complex $[\text{Mo}_2(\eta^5-\text{C}_5\text{Me}_5)_2(\mu-\text{SMe})_2(\mu-\text{SI}(\text{CO})_2)\text{I}_5]$," *Inorganic Chemistry*, vol. 39, no. 25, pp. 5879–5882, 2000.
- [532] H. Bock, A. Rauschenbach, C. Näther, M. Kleine, and Z. Havlas, "Kristallzucht und Strukturbestimmung von Donator/Akzeptor-Komplexen aus 1,2,4,5-Tetrakis(alkylthio)benzolen und Brom oder Iod," *Liebigs Annalen*, vol. 12, pp. 2185–2194, 1996.
- [533] A. J. Blake, W.-S. Li, V. Lippolis, and M. Schröder, "1,4,8,11-Tetrakis(diiodine)-1,4,8,11-tetrathiacyclotetradecane," *Acta Crystallographica, Section C*, vol. 53, no. 7, pp. 886–888, 1997.
- [534] W.-H. Leung, J. L. C. Chim, H. Hou, T. S. M. Hun, I. D. Williams, and W.-T. Wong, "Oxidation reactions of dithiocarbamate complexes of ruthenium(II)," *Inorganic Chemistry*, vol. 36, no. 20, pp. 4432–4437, 1997.
- [535] A. J. Blake, R. O. Gould, W.-S. Li, et al., "Silver-thioether crown complexes as templates for the synthesis of extended polyiodide networks: synthesis and X-ray crystal structures of $[\text{Ag}_2([\text{15}]\text{aneS}_5)_2]\text{I}_{12}$, $[\text{Ag}([\text{18}]\text{aneS}_6)]\text{I}_7$, $[\text{Ag}([\text{18}]\text{aneS}_6)]\text{I}_3$, and $[\text{Ag}([\text{9}]\text{aneS}_3)]\text{I}_5$," *Inorganic Chemistry*, vol. 37, no. 20, pp. 5070–5077, 1998.
- [536] E. L. Ahlsen and K. O. Strømme, "The crystal structure of the addition compound *N*-methylthiocaprolactam-iodine (1:1)," *Acta Chemica Scandinavica, Series A*, vol. 28, pp. 175–184, 1974.
- [537] W. B. Heuer and W. H. Pearson, "Synthesis and characterization of nickel-group bis(dithiocroconate) complexes and dicyanomethylene-substituted analogues," *Journal of the Chemical Society, Dalton Transactions*, no. 17, pp. 3507–3513, 1996.
- [538] G. J. Corban, S. K. Hadjikakou, N. hadjiliadis, et al., "Synthesis, structural characterization, and computational studies of novel diiodine adducts with the heterocyclic thioamides *N*-methylbenzothiazole-2-thione and benzimidazole-2-thione: implications with the mechanism of action of antithyroid drugs," *Inorganic Chemistry*, vol. 44, no. 23, pp. 8617–8627, 2005.
- [539] F. Bigoli, P. Deplano, M. L. Mercuri, et al., "Evaluation of thermodynamic parameters for highly correlated chemical systems: a spectrophotometric study of the 1:1 and 2:1 equilibria between I_2 and 1,1'-methylenebis(3-methyl-4-imidazoline-2-thione)(mbit) and 1,1'-ethylenebis(3-methyl-4-imidazoline-2-thione)(ebit). Crystal and molecular structures of $\text{mbit}\cdot 2\text{I}_2$ and $\text{ebit}\cdot 2\text{I}_2$," *Journal of the Chemical Society, Dalton Transactions*, no. 17, pp. 3583–3589, 1996.
- [540] J. W. Bransford and E. A. Meyers, "Bis(triphenylphosphinesulfide-*S*-iodine, $\text{C}_{36}\text{H}_{30}\text{I}_6\text{P}_2\text{S}_2$," *Crystal Structure Communications*, vol. 7, pp. 697–702, 1978.
- [541] F. Bigoli, P. Deplano, F. A. Devillanova, et al., "Syntheses, X-ray crystal structures, and spectroscopic properties of new nickel dithiolenes and related compounds," *Inorganic Chemistry*, vol. 36, no. 6, pp. 1218–1226, 1997.
- [542] F. L. Lu, M. Keshavarz, G. Srdanov, R. H. Jacobson, and F. Wudl, "A new preparation of 5-(alkylthio)-1,2-dithiole-3-thiones and a highly functionalized 1,3-dithiole-2-thione," *Journal of Organic Chemistry*, vol. 54, no. 9, pp. 2165–2169, 1989.
- [543] G. Srdanov and F. Wudl, *Polymeric Materials: Science and Engineering*, vol. 59, p. 1074, 1988.

- [544] D. Atzei, P. Deplano, E. F. Trogu, et al., "Interaction of diiodine with $\text{Et}_4\text{toddit} = 4, 5, 6, 7\text{-tetrathiocino} [1, 2 - b:3, 4 - b']\text{diiimidazolyl-1,3,8,10-tetraethyl-2,9-dithione}$. Crystal and molecular structure of $\text{Et}_4\text{toddit} \cdot 2\text{I}_2$," *Canadian Journal of Chemistry*, vol. 67, no. 9, pp. 1416–1420, 1989.
- [545] A. L. Tipton, M. C. Lonergan, C. L. Stern, and D. F. Shriver, "Structure, conductivity and Raman spectrum of 4,7,13,16-tetraoxa-1,10-dithiacyclooctadecanebis(diiodine)," *Inorganica Chimica Acta*, vol. 201, no. 1, pp. 23–27, 1992.
- [546] A. Serpe, F. Bigoli, M. C. Cabras, et al., "Pd-dissolution through a mild and effective one-step reaction and its application for Pd-recovery from spent catalytic converters," *Chemical Communications*, pp. 1040–1042, 2005.
- [547] F. Bigoli, P. Deplano, M. L. Mercuri, et al., "Evaluation of thermodynamic parameters on highly correlated chemical systems: a spectrophotometric study of the 1:1 and 1:2 equilibria between I_2 and $\text{R}_4\text{toddit} = 4, 5, 6, 7\text{-tetrathiocino} [1, 2 - b:3, 4 - b']\text{diiimidazolyl-1,3,8,10-tetraalkyl-2,9-dithione}$; (R = Bu, Me (new data); Et, Ph (reinvestigation)). Crystal and molecular structure of the charge-transfer complex $\text{Bu}_4\text{toddit} \cdot 2\text{I}_2$," *Canadian Journal of Chemistry*, vol. 73, no. 3, pp. 380–388, 1995.
- [548] F. Cristiani, F. A. Devillanova, F. Isaia, V. Lippolis, G. Verani, and F. Demartin, "Charge transfer complexes of benzoxazole-2(3H)-thione and benzoxazole-2(3H)-selone with diiodine: X-ray crystal structure of benzoxazole-2(3H)-thione bis(diiodine)," *Polyhedron*, vol. 14, no. 20–21, pp. 2937–2943, 1995.
- [549] J. Q. Lee, M. L. Sampson, J. F. Richardson, and M. E. Noble, "Halogenation at a dimolybdenum(V) and ditungsten(V) sulfur bridge: metallosulfenyl halides $\text{M}_2(\mu - \text{SX})$ and $[\text{M}_2(\mu - \text{SX}_3)]_n$. Charge-transfer interactions," *Inorganic Chemistry*, vol. 34, no. 20, pp. 5055–5064, 1995.
- [550] A. J. Blake, F. A. Devillanova, A. Garau, et al., "Structural and spectroscopic studies of charge-transfer adducts formed between IBr and thioether crowns," *Journal of the Chemical Society, Dalton Transactions*, no. 4, pp. 525–532, 1999.
- [551] J. D. McCullough, C. Knobler, C. Baker, and H. Hope, "Crystal and molecular structure of the iodine monobromide complex of 1,4-dithiane, $\text{C}_4\text{H}_8\text{S}_2 \cdot 2\text{IBr}$," *Inorganic Chemistry*, vol. 10, no. 4, pp. 697–700, 1971.
- [552] P. J. Skabara, N. Bricklebank, R. Berridge, et al., "Crystal engineering towards highly ordered polymeric structures of 1,3-dithiole-2-thione—dihalogen adducts," *Journal of the Chemical Society, Dalton Transactions*, no. 19, pp. 3235–3236, 2000.
- [553] G. A. Asselby, R. P. Davies, H. S. Rzepa, and A. J. P. White, "A solid-state structural and theoretical study on the 1:1 addition compounds of thioethers with dihalogens and interhalogens I-X (X=I, Br, Cl)," *New Journal of Chemistry*, vol. 29, pp. 315–319, 2005.
- [554] M. Arca, F. A. Devillanova, A. Garau, et al., " ^{31}P CP-MAS NMR, vibrational, and X-ray characterization of the adducts of triphenylphosphine sulfide with ICl and IBr ," *Zeitschrift für anorganische und allgemeine Chemie*, vol. 624, no. 4, pp. 745–749, 1998.
- [555] F. Demartin, F. A. Devillanova, A. Garau, F. Isaia, V. Lippolis, and G. Verani, "Reactions of *N*-methylbenzothiazole-2(3H)-thione (1) and -selone (2) with ICl synthesis and X-ray crystal structures of the charge-transfer adducts $1 \cdot \text{ICl}$ (I) and $2 \cdot \text{ICl}$ (II)," *Polyhedron*, vol. 18, no. 24, pp. 3107–3113, 1999.
- [556] C. Knobler and J. D. McCullough, "Crystal and molecular structure of the iodine monochloride complex of 1-oxa-4-selenacyclohexane, $\text{C}_4\text{H}_8\text{OSe} \cdot \text{ICl}$," *Inorganic Chemistry*, vol. 7, no. 2, pp. 365–369, 1968.
- [557] J. Jeske, W.-W. du Mont, F. Ruthe, P. G. Jones, L. M. Mercuri, and P. Deplano, "Properties of chalcogen-chalcogen bonds, 23 novel mesityltellurium cations from selenation and telluration reactions of dimesityl telluride in the presence of the $\text{Br}_2/\text{AgSbF}_6$ reagent," *European Journal of Inorganic Chemistry*, vol. 2000, no. 7, pp. 1591–1599, 2000.
- [558] S. Hague and K. Maroy, *Acta Chemica Scandinavica*, vol. 52, p. 445, 1998.
- [559] W. Nakanishi, S. Hayashi, S. Yamaguchi, and K. Tamao, "First Br_4 four centre—six electron and Se_2Br_5 seven centre ten electron bonds in nonionic bromine adducts of selenanthrene," *Chemical Communications*, pp. 140–141, 2004.
- [560] A. Hammerschmidt, I. Beckmann, M. Läge, and B. Krebs, "A novel crown-ether stabilized oxonium halogenochalcogenate(IV): $[\text{H}_7\text{O}_3(\text{Bis-dibromo-dibenzo-30-crown-10})[\text{Se}_2\text{Br}_5] \cdot 1.5\text{CH}_2\text{Cl}_2$," *Zeitschrift für Naturforschung, Section B*, vol. 59, p. 1438, 2004.
- [561] S. Hasche, O. Reich, I. Beckmann, and B. Krebs, "Stabilisierung von Oxohalogeno- und Halogenochalkogen(IV)-Säuren durch Protonenakzeptoren - Darstellung, Struktur und Eigenschaften von $[\text{C}_4\text{H}_{10}\text{NO}]_2[\text{SeOCl}_4]$, $[\text{C}_4\text{H}_{10}\text{NO}]_2[\text{Se}_2\text{Br}_{10}]$ und $[(\text{CH}_3)_2\text{CHC}(\text{NH}_2)(\text{OH})][\text{Te}_2\text{Cl}_{13}] \cdot (\text{CH}_3)_2\text{CHCN}$," *Zeitschrift für anorganische und allgemeine Chemie*, vol. 623, no. 1–6, pp. 724–734, 1997.
- [562] B. Regelmann, K. W. Klinkhammer, and A. Schmidt, " $(\text{CH}_3)_2\text{SBr}_2^-$ einige Reaktionen und Strukturen," *Zeitschrift für anorganische und allgemeine Chemie*, vol. 623, no. 10, pp. 1633–1638, 1997.
- [563] H. Bock, Z. Havlas, A. Rauschenbach, C. Näther, and M. Kleine, "Structurally recognizable electron density transfer in the donoracceptor complex 1,2,4,5-tetra(thioethyl) benzenebromine2infinity," *Chemical Communications*, pp. 1529–1530, 1996.
- [564] G. Allegra, G. E. Wilson, E. Benedetti, C. Pedone, and R. Albert, "Structure of a halosulfonium salt. The 1:1 adduct of thiophane with bromine," *Journal of the American Chemical Society*, vol. 92, no. 13, pp. 4002–4007, 1970.
- [565] A. Haas, J. Kasproski, and M. Pryka, *Chemische Berichte*, vol. 125, p. 789, 1992.
- [566] H. J. Gysling, H. R. Luss, and S. A. Gardner, "Organotellurium(IV) complexes: synthesis and molecular structure of 2,6-diacetylpyridine (C,N,O) tellurium(IV) trichloride," *Journal of Organometallic Chemistry*, vol. 184, no. 3, pp. 417–431, 1980.
- [567] J. Pietikainen, R. S. Laitinen, J. Konu, and J. Valkonen, *Zeitschrift für Naturforschung, Section B*, vol. 56, p. 1369, 2001.
- [568] M. V. Teijido, J. Zukerman-Schpector, R. L. Camillo, et al., "Dichloro[(E)-2-chloro-1-vinyl-cyclohexanol](4-methoxyphenyl)Te(IV). A case of conformational polymorphism," *Zeitschrift für Kristallographie*, vol. 218, no. 9, pp. 636–641, 2003.
- [569] N. Kuhn, A. Abu-Rayyan, K. Eichele, C. Piludu, and M. Steimann, "Weak interionic interactions in 2-haloimidazolium hexahalotellurates(IV) [1]," *Zeitschrift für anorganische und allgemeine Chemie*, vol. 630, no. 4, pp. 495–497, 2004.
- [570] R. Boese, A. Haas, E. Hoppmann, K. Merz, and A. Olteanu, "Preparation of acyclic and heterocyclic tellurathianitrogen compounds: contributions to a better understanding of complex reaction pathways," *Zeitschrift für anorganische und allgemeine Chemie*, vol. 628, no. 3, pp. 673–680, 2002.
- [571] W. Hinrichs, D. Mandak, and G. Klar, *Crystal Structure Communications*, vol. 11, p. 309, 1982.

- [572] J. Zukerman-Schpector, R. L. Camillo, J. V. Comasseto, R. A. Santos, and I. Caracelli, "Trichloro[(Z)-2-chloro-1,2-diphenylvinyl]tellurium(IV)," *Acta Crystallographica, Section C*, vol. 55, no. 9, pp. 1577–1579, 1999.
- [573] S. Sato, H. Ishida, M. Nagae, S. Kashino, Y. Furukawa, and A. Weiss, "Cationic motions and crystal structures of 1,3,5-trimethylpyridinium hexachlorometallates [(CH₃)₂C₅H₃N(CH₃)₂]MCl₆ (M is Sn and Te) studied by ¹H NMR and X-ray diffraction," *Journal of Molecular Structure*, vol. 441, no. 1, pp. 39–46, 1998.
- [574] P. C. Srivastava, S. Bajpai, R. Lath, S. M. Bajpai, R. Kumar, and R. J. Butcher, "Molecular aggregates, zig-zag 2D-stairs, -ribbons and 3D-supramolecular networks of cyclic telluranes assisted by intermolecular Te...Cl and Te...Br secondary bonding," *Polyhedron*, vol. 23, no. 9, pp. 1629–1639, 2004.
- [575] W. Abriel, *Zeitschrift für Naturforschung, Section B*, vol. 41, p. 592, 1986.
- [576] R. K. Chadha, J. E. Drake, and M. A. Khan, "Structure of (*p*-bromophenyl)dichloro(phenyl)tellurium(IV), (C₆H₅)(C₆H₄Br)TeCl₂," *Acta Crystallographica, Section C*, vol. 39, no. 1, pp. 45–48, 1983.
- [577] C.-K. Huang, D. H. O'Brien, K. J. Irgolic, and E. A. Meyers, *Crystal Structure Communications*, vol. 11, p. 1593, 1982.
- [578] J. Zukerman-Schpector, R. L. Camillo, J. V. Comasseto, R. L. O. R. Cunha, F. C. D. Lemos, and I. Caracelli, "Acetylondichloro[(Z)-2-chloro-1-methyl-2-phenylethenyl]tellurium(IV)," *Acta Crystallographica, Section C*, vol. 55, no. 11, pp. 1930–1932, 1999.
- [579] W. Hinrichs, D. Mandak, and G. Klar, *Crystal Structure Communications*, vol. 11, p. 1781, 1982.
- [580] N. W. Alcock and W. D. Harrison, "An aryltellurium mixed halide anion. Preparation and crystal and molecular structure of [NBun₄][PhTeCl₃I]," *Journal of the Chemical Society, Dalton Transactions*, no. 9, pp. 2015–2018, 1983.
- [581] R. K. Chadha, J. E. Drake, and J. L. Hencher, "Structure of bis(*p*-bromophenyl)tellurium(IV) dichloride," *Canadian Journal of Chemistry*, vol. 61, no. 6, pp. 1222–1225, 1983.
- [582] R. H. Jones and T. A. Hamor, "X-ray study of bonding in crystalline bis(4-hydroxy-3-methylphenyl)tellurium(IV) dichloride (β -isomer)," *Journal of Organometallic Chemistry*, vol. 262, no. 2, pp. 151–155, 1984.
- [583] R. K. Chadha and J. E. Drake, "Structure of dichlorobis(*p*-methoxyphenyl)tellurium(IV), [TeCl₂(C₇H₇O)₂]," *Acta Crystallographica, Section C*, vol. 40, no. 8, pp. 1349–1352, 1984.
- [584] J. Bergman, J. Sidén, and K. Maartmann-Moe, "Structure elucidation of a zwitterionic 2-oxazoline obtained by cyclofunctionalization of *n*-acetyldiallylamine with tellurium tetrachloride," *Tetrahedron*, vol. 40, no. 9, pp. 1607–1610, 1984.
- [585] T. S. Cameron, R. B. Amero, and R. E. Cordes, *Crystal Structure Communications*, vol. 9, p. 533, 1980.
- [586] A. Achampong and A. W. Parkins, "Reaction of tellurium tetrachloride with cyclohexene and the crystal structure of racemic bis(*trans*-2-chlorocyclohexyl)tellurium dichloride," *Journal of the Chemical Society, Dalton Transactions*, no. 22, pp. 4367–4370, 1997.
- [587] R. K. Chadha and J. E. Drake, "Reaction of benzyltrimethylsilane with tellurium(IV) chloride. Structure of bis(*p*-trimethylsilyltolyl)tellurium dichloride," *Journal of Organometallic Chemistry*, vol. 268, no. 2, pp. 141–147, 1984.
- [588] K. Buscher, S. Heuer, and B. Krebs, *Zeitschrift für Naturforschung, Section B*, vol. 36, p. 307, 1981.
- [589] C. L. Raston, R. J. Secomb, and A. H. White, "'Tellurium acetylacetonates': crystal structures of 1,1-dichloro-1-telluracyclohexane-3,5-dione and 1-telluracyclohexane-3,5-dione," *Journal of the Chemical Society, Dalton Transactions*, no. 22, pp. 2307–2310, 1976.
- [590] R. K. Chadha, J. E. Drake, and M. A. Khan, "Crystal structure of diethylammonium tetrachloro(*p*-phenoxyphenyl)tellurate," *Canadian Journal of Chemistry*, vol. 62, no. 1, pp. 32–35, 1984.
- [591] M. A. K. Ahmed, W. R. McWhinnie, and T. A. Hamor, "Tellurated azobenzenes: the crystal and molecular structure of (2-phenylazophenyl-C, 7N')tellurium(IV) trichloride," *Journal of Organometallic Chemistry*, vol. 281, no. 2-3, pp. 205–211, 1985.
- [592] T. Chivers, G. D. Enright, N. Sandblom, G. Schatte, and M. Parvez, "Synthesis and reactions of *tert*-butylimidotellurium dihalides: X-ray structures of [Cl₂Te(μ -N^tBu)₂TeCl₂]₃ and (tBuO)₂Te(μ -N^tBu)₂Te(O^tBu)₂," *Inorganic Chemistry*, vol. 38, no. 23, pp. 5431–5436, 1999.
- [593] S. Pohl, W. Saak, and B. Krebs, *Zeitschrift für Naturforschung, Section B*, vol. 40, p. 251, 1985.
- [594] I. Caracelli, "Crystal structure of bis(benzyltriethylammonium) hexachlorotellurate(IV), [C₇H₇(C₂H₅)₃N]₂(TeCl₆)," *Zeitschrift für Kristallographie: New Crystal Structures*, vol. 219, no. 3, p. 273, 2004.
- [595] J. Milne, E. Philippot, and M. Maurin, *Revue de Chimie Minérale*, vol. 21, p. 749, 1984.
- [596] R. Chakravorty, K. J. Irgolic, and E. A. Meyers, "Trichloro(2-phenylthiophenyl)tellurium," *Acta Crystallographica, Section C*, vol. 41, no. 10, pp. 1545–1547, 1985.
- [597] E. E. Castellano, J. Zukerman-Schpector, J. T. B. Ferreira, and J. V. Comasseto, "Structure of dichloro[(4,4-dimethyl-5-oxo-2,3,4,5-tetrahydro-2-furyl)methyl](4-methoxyphenyl)tellurium(IV)," *Acta Crystallographica, Section C*, vol. 42, no. 1, pp. 44–46, 1986.
- [598] R. K. Chadha and J. E. Drake, "Crystal structure of dimeric *p*-phenoxyphenyltellurium(IV) trichloride," *Journal of Organometallic Chemistry*, vol. 293, no. 1, pp. 37–43, 1985.
- [599] A. Michelet, P. Toffoli, and N. Rodier, "Hexachlorotellurate(IV) de bis(triméthyl-2,4,6 pyridinium)," *Acta Crystallographica, Section C*, vol. 42, no. 4, pp. 413–415, 1986.
- [600] W. Abriel and C. Friedrich, *Zeitschrift für Naturforschung, Section B*, vol. 40, p. 1691, 1985.
- [601] G. D. Christofferson, R. A. Sparks, and J. D. McCullough, "The crystal structure of α -dimethyltellurium dichloride," *Acta Crystallographica*, vol. 11, no. 11, pp. 782–788, 1958.
- [602] R. F. Ziolo and J. M. Troup, "Experimental observation of the tellurium(IV) bonding and lone-pair density in dimethyltellurium dichloride by x-ray diffraction techniques," *Journal of the American Chemical Society*, vol. 105, no. 2, pp. 229–235, 1983.
- [603] J. Bergman and L. Engman, "Tellurium in organic synthesis V. X-ray structure of 8-ethoxy-4-cyclooctenyltellurium trichloride and its relevance to the TeO₂-oxidation of alkenes," *Journal of Organometallic Chemistry*, vol. 181, no. 2, pp. 335–347, 1979.
- [604] S. M. Narhi, R. Oilunkaniemi, R. S. Laitinen, and M. Ahlgren, "Bis(triphenyltelluronium) hexachlorotellurate," *Acta Crystallographica, Section E*, vol. 60, no. 5, pp. 798–800, 2004.
- [605] W. Abriel, "Symmetry rules for the stereochemistry of the lone-pair electrons in TeX₆²⁻ (X = Cl, Br, I) and the structures of 1,2-ethanediammonium hexachlorotellurate(IV) and 1,2-ethanediammonium hexachlorostannate(IV)," *Acta Crystallographica, Section B*, vol. 42, no. 5, pp. 449–453, 1986.

- [606] P. B. Hitchcock, Q.-G. Huang, M. F. Lappert, and X.-H. Wei, "Lanthanide metal amides revisited; the use of the 2,2,6,6-tetramethylpiperidinato (TMP) ligand," *Journal of Materials Chemistry*, vol. 14, pp. 3266–3273, 2004.
- [607] R. M. Fernandes Jr., G. M. de Oliveira, E. S. Lang, and E. M. Vázquez-López, "Complex tellurium salts with supramolecular bidimensional lattices: synthesis and X-ray characterization of (2-Br-C₅NH₅)₂[TeX₆](X = Cl, Br)," *Zeitschrift für anorganische und allgemeine Chemie*, vol. 630, no. 15, pp. 2687–2691, 2004.
- [608] S. Husebye, E. A. Meyers, R. A. Zingaro, J. V. Comasseto, and N. Petragani, "Structure of dichloro(*p*-methoxyphenyl)(8-oxo-7-oxabicyclo[4.3.0]non-5-yl)tellurium(IV)-chloroform (1/027)," *Acta Crystallographica, Section C*, vol. 43, no. 6, pp. 1147–1151, 1987.
- [609] G. Valle, U. Russo, and S. Calogero, "The crystal structure of bis-(NNN'N'-tetramethyl)- $\alpha\alpha'$ -dithiobisformamidinium hexachlorotellurate(IV): possible effects of hydrogen bondings on the distortion of the hexachlorotellurate(IV) ion," *Inorganica Chimica Acta*, vol. 45, pp. L277–L280, 1980.
- [610] U. Russo, S. Calogero, and G. Valle, *Crystal Structure Communications*, vol. 9, p. 829, 1980.
- [611] R. J. Batchelor, F. W. B. Einstein, C. H. W. Jones, and R. D. Sharma, "X-ray crystal structures of bis(dichlorophenyltelluro)methane and bis(trichlorotelluro)methane," *Organometallics*, vol. 6, no. 10, pp. 2164–2168, 1987.
- [612] R. K. Chadha and J. E. Drake, "Crystal structure of bis(*p*-phenoxyphenyl) tellurium dichloride," *Journal of Chemical Crystallography*, vol. 16, no. 6, pp. 907–912, 1986.
- [613] M. de Matheus, L. Torres, J. F. Piniella, J. L. Briansó, and C. Miravittles, "Structure of dichlorobis(*p*-phenoxyphenyl)tellurium(IV)," *Acta Crystallographica, Section C*, vol. 47, no. 4, pp. 703–705, 1991.
- [614] D. Borchers and A. Weiss, *Berichte der Bunsen-Gesellschaft für Physikalische Chemie*, vol. 91, p. 1182, 1987.
- [615] J. Zukerman-Schpector, I. Haiduc, M. J. Dabdoub, et al., *Zeitschrift für Kristallographie*, vol. 217, p. 609, 2002.
- [616] C. Herrera, R. A. Zingaro, and E. A. Meyers, "Structure of dimethylammonium N,N,N',N'-tetramethylformamidinium hexachlorotellurate(IV)," *Acta Crystallographica, Section C*, vol. 49, no. 5, pp. 973–975, 1993.
- [617] Y. Wu, K. Ding, Y. Wang, Y. Zhu, and L. Yang, "Transmetalation reaction of Schiff-base-type arylmercury compounds with 4-ethoxyphenyltellurium(IV) trichloride and the crystal structure of (4-ethoxyphenyl)[(2-benzylideneamino-5-methyl)phenyl]tellurium(IV) dichloride," *Journal of Organometallic Chemistry*, vol. 468, no. 1-2, pp. 13–19, 1994.
- [618] B. Borecka, T. S. Cameron, M. A. Malik, and B. C. Smith, "Stereospecific addition of aryltellurium(IV) trichlorides to 3-methylcyclohexene: the X-ray crystal structure of *p*-anisyl(trans-2-chloro-trans-3-methyl-1-cyclohexyl)tellurium(IV) dichloride," *Canadian Journal of Chemistry*, vol. 72, no. 8, pp. 1844–1848, 1994.
- [619] J. Zukerman-Schpector, R. L. Camillo, M. J. Dabdoub, M. L. Begnini, and I. Caracelli, "Butyldichloro(phenylethynyl)tellurium(IV)," *Acta Crystallographica, Section C*, vol. 55, no. 4, pp. 648–650, 1999.
- [620] J. Zukerman-Schpector, R. L. Camillo, J. V. Comasseto, et al., "Dichloro(*E*)-2-chloro-1-(2-hydroxyprop-2-yl)vinyl] (4-methoxyphenyl)tellurium(IV)," *Acta Crystallographica, Section C*, vol. 55, no. 8, pp. 1339–1342, 1999.
- [621] K. von Deuten, W. Schnabel, and G. Klar, *Crystal Structure Communications*, vol. 9, p. 761, 1980.
- [622] J. Zukerman-Schpector, R. L. Camillo, I. Caracelli, J. V. Comasseto, and R. L. O. R. Cunha, *Revue Roumaine de Chimie*, vol. 47, p. 1021, 2002.
- [623] T. M. Klapótké, B. Krumm, P. Mayer, K. Polborn, and O. P. Ruscitti, "Spectroscopic and structural studies on polyfluorophenyl tellurides and tellurium(IV) dihalides," *Inorganic Chemistry*, vol. 40, no. 20, pp. 5169–5176, 2001.
- [624] J. Beckmann, D. Dakternieks, A. Duthie, and N. A. Smith, "Secondary bonding in *para*-substituted diphenyltellurium dichlorides (*p*-XC₆H₄)₂TeCl₂ (X=H, Me, MeO) probed by ¹²⁵Te MAS NMR spectroscopy. Crystal and molecular structure of (*p*-MeC₆H₄)₂TeCl₂," *Journal of Organometallic Chemistry*, vol. 669, no. 1-2, pp. 149–153, 2003.
- [625] A. G. Mirochnik, B. V. Bukvetskii, T. V. Storozhuk, and V. E. Karasev, *Russian Journal of Inorganic Chemistry*, vol. 48, p. 582, 2003.
- [626] K. Kandasamy, S. Kumar, H. B. Singh, and G. Wolmershauser, "Influence of both steric effects and Te...N intramolecular nonbonded interactions on the stabilization of organotellurium compounds incorporating [2-[1-(3,5-dimethylphenyl)-2-naphthyl]-4,5-dihydro-4,4-dimethyl-oxazole]," *Organometallics*, vol. 22, no. 24, pp. 5069–5078, 2003.
- [627] E. S. Lang, G. M. de Oliveira, R. M. Fernandes Jr., and E. M. Vázquez-López, "Supramolecular assembling of complex tellurium salts: synthesis and crystal structures of {Cs[PhTeCl₄] · CH₃OH} and Cs[PhTeBr₄]," *Zeitschrift für anorganische und allgemeine Chemie*, vol. 630, no. 5, pp. 717–721, 2004.
- [628] E. Hey, C. Ergezinger, and K. Dehnicke, *Zeitschrift für Naturforschung, Section B*, vol. 44, p. 205, 1989.
- [629] K. Y. Abid, N. I. Al-Salim, M. Greaves, W. R. McWhinnie, A. A. West, and T. A. Hamor, "Synthesis and reactions of 1,6-bis(2-butyltellurophenyl)-2,5-diazahexa-1,5-diene and related compounds. The crystal and molecular structures of 2-(butyldichlorotelluro)benzaldehyde and bis[2-(hydroxyiminomethyl)phenyl] ditelluride," *Journal of the Chemical Society, Dalton Transactions*, no. 9, pp. 1697–1703, 1989.
- [630] J. Zukerman-Schpector, E. E. Castellano, G. Oliva, J. V. Comasseto, and H. A. Stefani, "Structure of dichloro[(*Z*)-2-chloro-2-*p*-tolylvinyl](*p*-methoxyphenyl)tellurium(VI)," *Acta Crystallographica, Section C*, vol. 47, no. 5, pp. 960–962, 1991.
- [631] W. Massa, C. Lau, M. Mühlen, B. Neumüller, and K. Dehnicke, "Communication [Te₆N₈(TeCl₄)₄] - tellurium nitride stabilized by tellurium tetrachloride," *Angewandte Chemie International Edition*, vol. 37, no. 20, pp. 2840–2842, 1998.
- [632] T. Drews and K. Seppelt, "Fe(OTeF₅)₃, preparation, structure, and reactivity," *Zeitschrift für anorganische und allgemeine Chemie*, vol. 606, no. 1, pp. 201–207, 1991.
- [633] M. A. James, O. Knop, and T. S. Cameron, "Crystal structures of (*n*-Pr₄N)₂SnCl₆, (*n*-Pr₄N)[TeCl₄(OH)], (*n*-Pr₄N)₂[Te₂Cl₁₀] (nominal), and (*n*-Pr₄N)₂[Se₂O₂Cl₆], with observations on Z₂L₁₀²ⁿ⁻ and Z₂L₈ⁿ⁻ dimers in genera," *Canadian Journal of Chemistry*, vol. 70, no. 6, pp. 1795–1821, 1992.
- [634] K. Kozawa and T. Uchida, "Structure of benzo[*a*]phenothiazine pentachlorotellurate(IV)," *Acta Crystallographica, Section C*, vol. 49, no. 2, pp. 267–270, 1993.

- [635] J. Beckmann, D. Dakternieks, A. Duthie, C. Mitchell, and M. Schürmann, "Observation of $\text{Te} \cdots \pi$ and $\text{X} \cdots \text{X}$ bonding in *para*-substituted diphenyltellurium dihalides, ($p - \text{Me}_2\text{NC}_6\text{H}_4$)($p - \text{YC}_6\text{H}_4$) TeX_2 ($\text{X} = \text{Cl}, \text{Br}, \text{I}; \text{Y} = \text{H}, \text{EtO}, \text{Me}_2\text{N}$)," *Australian Journal of Chemistry*, vol. 58, no. 2, pp. 119–127, 2005.
- [636] J. Munzenberg, M. Noltemeyer, and H. W. Roesky, *Chemische Berichte*, vol. 122, p. 1915, 1989.
- [637] A. du Bois and W. Abriel, *Zeitschrift für Naturforschung, Section B*, vol. 45, p. 573, 1990.
- [638] H. W. Roesky, A. Mazzah, D. Hesse, and M. Noltemeyer, *Chemische Berichte*, vol. 124, p. 519, 1991.
- [639] M. Abe, M. R. Detty, O. O. Gerlits, and D. K. Sukumar, "21-telluraporphyrins. 3. Synthesis, structure, and spectral properties of a 21,21-dihalo-21-telluraporphyrin," *Organometallics*, vol. 23, no. 19, pp. 4513–4518, 2004.
- [640] J. Munzenberg, H. W. Roesky, M. Noltemeyer, S. Besser, and R. Herbst-Irmer, *Zeitschrift für Naturforschung, Section B*, vol. 48, p. 199, 1993.
- [641] P. P. Kushch, S. V. Konovalikhin, G. V. Shilov, L. O. Atovmyan, T. A. Khannanova, and R. N. Lyubovskaya, *Russian Chemical Bulletin*, p. 370, 2000.
- [642] A. J. Barton, W. Levason, G. Reid, and V.-A. Tolhurst, "Synthesis and properties of ditelluroether complexes of osmium, *trans*-[$\text{OsCl}_2(\text{L} - \text{L})_2$] and *trans*-[$\text{OsCl}(\text{PPh}_3)(\text{L} - \text{L})_2$] PF_6 ($\text{L} - \text{L} = o - \text{C}_6\text{H}_4(\text{TeMe})_2, \text{RTe}(\text{CH}_2)_3\text{TeR}$ ($\text{R} = \text{Ph}$ or Me)," *Polyhedron*, vol. 19, no. 2, pp. 235–240, 2000.
- [643] T. Chivers, C. Fedorchuk, G. Schatte, and J. K. Brask, "Syntheses and X-ray structures of boraamidinate complexes of lithium, phosphorus, and tellurium," *Canadian Journal of Chemistry*, vol. 80, no. 7, pp. 821–831, 2002.
- [644] J. Zukerman-Schpector, I. Haiduc, R. L. Camillo, J. V. Comasseto, R. L. O. R. Cunha, and A. Jorge, "Supramolecular self-assembly through tellurium-halogen secondary bonds: a hexagonal grid of Te_2Cl_2 and Te_6Cl_6 rings in the solid state structure of 1,1,3-trichloro-2,4,5,6-tetrahydro-1*H*-1*A*⁴-benzo[b]tellurophene," *Canadian Journal of Chemistry*, vol. 80, no. 11, pp. 1530–1537, 2002.
- [645] J. Zukerman-Schpector, R. L. Camillo, J. V. Comasseto, R. L. O. R. Cunha, and I. Caracelli, "Benzyltriethylammonium 2,2,2,4-tetrachloro-2,5-dihydro-1,2*λ*⁵-oxatellurole," *Acta Crystallographica, Section C*, vol. 56, no. 7, pp. 897–898, 2000.
- [646] U. Russo, G. Valle, and S. Calogero, "Crystal and molecular structure of bis(*NN'*-dimethylformamide) disulphide hexachlorotellurate," *Journal of the Chemical Society, Dalton Transactions*, pp. 2303–2305, 1980.
- [647] T. Chivers and G. Schatte, "Pyramidal inversion isomers in the solid-state structure of the tricyclic antimony-tellurium imido complex $\text{TeSb}_2\text{Cl}_2(\text{NtBu})_4$," *Inorganic Chemistry*, vol. 41, no. 4, pp. 1002–1006, 2002.
- [648] S. Gockel, A. Haas, V. Probst, R. Boese, and I. Müller, "Contributions to bis(perfluoroalkyl) chalcogenide chemistry: preparation of $(\text{R}_f)_2\text{SeO}[\text{R}_f = \text{C}_2\text{F}_5, (\text{CF}_3)_2\text{CF}, n - \text{C}_4\text{F}_9, (\text{R}_f)_2\text{TeX}_2[\text{X} = \text{F}, \text{Cl} : \text{R}'_f = n - \text{C}_3\text{F}_7, (\text{CF}_3)_2\text{CF}, n - \text{C}_4\text{F}_9; \text{X} = \text{Br} : \text{R}'_f = n - \text{C}_3\text{F}_7, n - \text{C}_4\text{F}_9], (\text{CF}_3)_2\text{Te}(\text{NSO})_2$ and $(\text{C}_2\text{F}_5)_2\text{Te}(\text{OH})\text{NO}_3$," *Journal of Fluorine Chemistry*, vol. 102, no. 1-2, pp. 301–311, 2000.
- [649] L. Balde, R. Julien, and G. Morgant, "Crystal structure of 5-azoniaoctane-1,8-diammonium hexachloro tellurate (IV)hydrogen chloride (1/1), $(\text{TeCl}_6)(\text{C}_7\text{N}_3\text{H}_{21}) \cdot \text{HCl}$," *Zeitschrift für Kristallographie: New Crystal Structures*, vol. 216, no. 2, p. 229, 2001.
- [650] T. Laitalainen, M. R. Sundberg, R. Uggla, and J. Bergman, "Stereoselective synthesis, molecular structure and NBO analyses of *cis*-3,5-di(chloromethyl)-1,4-oxatellurane(IV) 4,4-dichloride," *Polyhedron*, vol. 16, no. 14, pp. 2441–2445, 1997.
- [651] O. Reich, S. Hasche, S. Bonmann, and B. Krebs, " $[\text{H}_3\text{O} \cdot (\text{dibenzo-18 - crown - 6})][\text{Te}_2\text{Br}_9]$ and $[\text{H}_3\text{O}_2][\text{Te}_2\text{Cl}_9] \cdot 2\text{C}_4\text{H}_8\text{O}_2$: two new oxonium halotellurates (IV) containing a novel type of $[\text{Te}_2\text{X}_9]^-$ anions," *Zeitschrift für anorganische und allgemeine Chemie*, vol. 624, no. 3, pp. 411–418, 1998.
- [652] W.-F. Liaw, S.-J. Chiou, G.-H. Lee, and S.-M. Peng, "A discrete chlorotellurate $[\text{Cl}_4\text{Te} - \text{Mn}(\text{CO})_5]^-$: coordinative addition of the metalloanion $[\text{Mn}(\text{CO})_5]^-$ to TeCl_4 ," *Inorganic Chemistry*, vol. 37, no. 5, pp. 1131–1134, 1998.
- [653] H. Fleischer, Y. Dienes, and D. Schollmeyer, "Tellurium(IV) tetraalkoxides and chlorotellurium(IV) alkoxides derived from β -donor alcohols," *European Journal of Inorganic Chemistry*, vol. 2002, no. 8, pp. 2073–2081, 2002.
- [654] B. Viossat, P. Khodadad, and N. Rodier, "Structure cristalline de l'hexachlorotellurate(IV) d'hydroxydiméthylsulfure(1/2) $[(\text{CH}_3)_2\text{SOH}]_2(\text{TeCl}_6) \cdot 2(\text{CH}_3)_2\text{SO}$," *Journal of Molecular Structure*, vol. 71, pp. 237–244, 1981.
- [655] J. Pietikäinen, A. Maaninen, R. S. Laitinen, R. Oilunkaniemi, and J. Valkonen, "Halogenation of tellurium by SO_2Cl_2 . Formation and crystal structures of $(\text{H}_3\text{O})[\text{Te}_2\text{Cl}_{13}] \cdot 1/2\text{SO}_2$, $[(\text{C}_4\text{H}_8\text{O})_2\text{H}][\text{TeCl}_5] \cdot (\text{C}_4\text{H}_8\text{O})$, $[(\text{Me}_2\text{SO})_2\text{H}]_2[\text{TeCl}_6]$, and $[\text{Ni}(\text{NCCCH}_3)_6][\text{Te}_2\text{Cl}_{10}]$," *Polyhedron*, vol. 21, no. 11, pp. 1089–1095, 2002.
- [656] N. W. Alcock and W. D. Harrison, "Secondary bonding. Part 7. Crystal and molecular structures of diphenyltellurium dichloride and phenyltellurium trichloride," *Journal of the Chemical Society, Dalton Transactions*, no. 2, pp. 251–255, 1982.
- [657] F. W. B. Einstein and T. Jones, "Structure of phenyltellurium trichloride," *Acta Crystallographica, Section B*, vol. 38, no. 2, pp. 617–619, 1982.
- [658] H. B. Singh, N. Sudha, and R. T. Butcher, "Synthesis and characterization of novel chiral ortho-tellurated complexes derived from [(*S*)-1-(dimethylamino)ethyl]benzene: crystal and molecular structure of 2-[(*S*)-1-(dimethylamino)ethyl]phenyltellurium trichloride," *Inorganic Chemistry*, vol. 31, no. 8, pp. 1431–1435, 1992.
- [659] P. H. Collins and M. Webster, "Crystal and molecular structure of tetraphenylarsonium aquotetrachlorohydroxotellurate(IV)," *Journal of the Chemical Society, Dalton Transactions*, no. 15, pp. 1545–1549, 1974.
- [660] B. Krebs and V. Paulat, "Darstellung und Eigenschaften trimerer Chlorotellurate(IV). Kristallstruktur von $(\text{C}_6\text{H}_5)_3\text{CTe}_3\text{Cl}_{13}$," *Zeitschrift für Naturforschung, Section B*, vol. 34, p. 900, 1979.
- [661] J. Zukerman-Schpector, E. E. Castellano, J. V. Comasseto, and R. A. Santos, "Structure of dichloro[(2,4-dimethyl-5-oxo-2,3,4,5-tetrahydro-2-furyl)methyl]-(4-methoxyphenyl)tellurium(IV)," *Journal of Chemical Crystallography*, vol. 23, no. 3, pp. 181–184, 1993.
- [662] J. D. Korp, I. Bernal, J. C. Turley, and G. E. Martin, "Crystal and molecular structure of phenoxatellurine 10,10-dichloride," *Inorganic Chemistry*, vol. 19, no. 9, pp. 2556–2560, 1980.
- [663] A. Waśkowska, J. Janczak, and Z. Czaplą, "Crystal structure of diguanidine hexachlorate tellurate(IV)," *Journal of Alloys and Compounds*, vol. 196, no. 1-2, pp. 255–257, 1993.

- [664] M. R. Sundberg, R. Uggla, T. Laitalainen, and J. Bergman, "Influence of secondary bonding on the intradimer distance of trichloro(ethane-1,2-diolato-*O, O'*)tellurate(IV)," *Journal of the Chemical Society, Dalton Transactions*, no. 22, pp. 3279–3283, 1994.
- [665] M. J. Dabdoub, A. Justino, P. G. Guerrero Jr., and J. Zukerman-Schpector, "Unexpected reaction of 1-butyltelluro-4-phenyl-1-buten-3-yne under Rupe reaction conditions," *Organometallics*, vol. 17, no. 9, pp. 1901–1903, 1998.
- [666] P. Khodadad, B. Viossat, P. Toffoli, and N. Rodier, *Acta Crystallographica, Section B*, vol. 35, p. 2896, 1979.
- [667] L. Baldé, R. Julien, J.-P. Silvestre, and M. Jouan, "Crystal structure of cadaverine (1,5-pentanediamine)hexachlorotellurate (IV), [C₅N₂H₁₆][TeCl₆]," *Zeitschrift für Kristallographie: New Crystal Structures*, vol. 216, no. 1, pp. 59–60, 2001.
- [668] J. Zukerman-Schpector, I. Haiduc, R. L. Camillo, J. V. Comasseto, R. L. O. R. Cunha, and I. Caracelli, "Acetonyldichloro[(*Z*)-2-chloro-2-phenylvinyl]tellurium(IV), helical chains of metal complexes," *Acta Crystallographica, Section C*, vol. 57, no. 6, pp. 749–750, 2001.
- [669] G. R. Willey, D. R. Aris, W. Aemaeg, and W. Errington, "Ligand oxidation of small-ring aza- and thia-macrocycles involving C—H activation: crystal structures of [MeN(CH₂NMe)₂CH]₂[MX₆] · MeCN (M=Te, X=Cl, Br; M=Sn, X=Br and [C₆H₁₁S₃]₂[TeBr₆] · MeCN)," *Inorganica Chimica Acta*, vol. 317, no. 1–2, pp. 304–313, 2001.
- [670] Y. Takaguchi, E. Horn, and N. Furukawa, "Preparation and X-ray structure analysis of 1,1,5,5,9,9-hexachloro-1,5,9-tritelluracyclododecane (Cl₆([12]aneTe₃)) and its redox behavior," *Organometallics*, vol. 15, no. 24, pp. 5112–5115, 1996.
- [671] R. E. Marsh, "Space group P1: an update," *Acta Crystallographica, Section B*, vol. 61, no. 3, p. 359, 2005.
- [672] J. M. Ryan and Z. Xu, "[C₆H₅NH(CH₃)₂]₂Te₂I₁₀: secondary I—I bonds build up a 3D network," *Inorganic Chemistry*, vol. 43, no. 14, pp. 4106–4108, 2004.
- [673] J. Beckmann, D. Dakternieks, A. Duthie, and C. Mitchell, "An orthorhombic polymorph of dichlorobis[4-(dimethylamino)phenyl]tellurium," *Acta Crystallographica, Section E*, vol. 61, no. 4, pp. o986–o987, 2005.
- [674] H. Ishida and S. Kashino, "Bis(dimethylammonium) hexachlorotellurate(IV)," *Acta Crystallographica, Section C*, vol. 54, no. 12, pp. 1811–1813, 1998.
- [675] H. B. Singh, N. Sudha, A. A. West, and T. A. Hamor, "Orthotellurated derivatives of *N, N*-dimethylbenzylamine: crystal and molecular structures of [2-(dimethylaminomethyl)phenyl]tellurium(IV) tribromide and [2-(butyldichlorotelluro)benzyl]dimethylammonium chloride," *Journal of the Chemical Society, Dalton Transactions*, no. 3, pp. 907–913, 1990.
- [676] C. Lau, B. Neumüller, and K. Dehnicke, "Synthese und kristallstruktur des tellur-nitridchlorids [Te₁₁N₆Cl₂₆]," *Zeitschrift für anorganische und allgemeine Chemie*, vol. 622, no. 4, pp. 739–744, 1996.
- [677] R. A. Zingaro, H. M. K. K. Pathirana, J. H. Reibenspies, and E. A. Meyers, "Reactions of tellurium tetrahalides with glycols," *Phosphorus, Sulfur and Silicon and the Related Elements*, vol. 62, no. 1–4, pp. 91–99, 1991.
- [678] J. Zukerman-Schpector, I. Caracelli, M. J. Dabdoub, V. B. Dabdoub, and M. A. Pereira, "(*Z*)-1-(dichloro-*p*-methoxyphenyltelluro)-1-phenyl-2-thiophenylethene," *Acta Crystallographica, Section C*, vol. 52, no. 11, pp. 2772–2774, 1996.
- [679] T. S. Cameron, R. B. Amero, and R. E. Cordes, *Crystal Structure Communications*, vol. 9, p. 539, 1980.
- [680] M. Asahara, S. Taomoto, M. Tanaka, T. Erabi, and M. Wada, "Dependence of the rotational barrier of the Ar-group in RArTeX₂ on the R-group [Ar = 2, 6 - (MeO)₂C₆H₃; R = Me, Et, *i-Pr*; X = Cl, Br, I]," *Dalton Transactions*, no. 5, pp. 973–979, 2003.
- [681] H. Fleischer, B. Mathiasch, and D. Schollmeyer, "Adducts of tellurium tetrachloride with allyl alcohol and allyl acetate: 1,2- vs 1,3-addition and structure and dynamics of Te—O interactions in different phases," *Organometallics*, vol. 21, no. 3, pp. 526–533, 2002.
- [682] J. Pietikainen, R. S. Laitinen, and J. Valkonen, "Preparation and crystal structure of [(Me₃Si)₂N]₂TeCl₂," *Acta Chemica Scandinavica*, vol. 53, no. 11, pp. 963–967, 1999.
- [683] H. W. Roesky, J. Münzenberg, R. Bohra, and M. Noltemeyer, "Syntheses and crystal structures of compounds containing short Te—N bonds," *Journal of Organometallic Chemistry*, vol. 418, no. 3, pp. 339–348, 1991.
- [684] R. Tamura, H. Shimizu, N. Ono, N. Azuma, and H. Suzuki, "New carbon-carbon bond formation reactions using bis(acylmethyl)- and bis[(alkoxycarbonyl)methyl]tellurium dichlorides," *Organometallics*, vol. 11, no. 2, pp. 954–958, 1992.
- [685] H. Ishida and S. Kashino, "Structure of *tert*-butylammonium hexachlorotellurate(IV)," *Acta Crystallographica, Section C*, vol. 48, no. 9, pp. 1673–1675, 1992.
- [686] J. Zukerman-Schpector, E. E. Castellano, J. V. Comasseto, and H. A. Stefani, "Structure of dichloro(*p*-methoxyphenyl)(2-oxocyclohexyl)tellurium(IV)," *Acta Crystallographica, Section C*, vol. 44, no. 12, pp. 2182–2184, 1988.
- [687] H.-J. Koch, H. W. Roesky, S. Besser, and R. Herbst-Irmer, "Synthese und Struktur des ersten Tellur-haltigen Borazin-Derivats und einer Tellur-haltigen Bor—Stickstoff-Spiro-Verbindung," *Chemische Berichte*, vol. 126, no. 3, pp. 571–574, 1993.
- [688] D. Dakternieks, J. O'Connell, and E. R. T. Tiekink, "Synthesis and crystal structures of the monomeric organotellurium (IV) trihalides: *trans*-2-ethoxy-cyclohexyl-tellurium(IV) trichloride, trichloro(2-chlorobicyclo[2.2.1]hept-7-yl)-λ⁴-tellurane, and mesityltellurium(IV) tribromide," *Journal of Organometallic Chemistry*, vol. 598, no. 1, pp. 49–54, 2000.
- [689] E. S. Lang, R. M. Fernandes Jr., C. Peppe, R. A. Burrow, and E. M. Vázquez-López, "Tellurium-halogen secondary bonding in the crystal structures of [Q]⁺[PhTeCl₄][−] (Q=C₅NH₆, 2-Br-C₅NH₅, {2-Br-C₅NH₅} {Co(NH₃)₄Cl₂})," *Zeitschrift für anorganische und allgemeine Chemie*, vol. 629, no. 2, pp. 215–218, 2003.
- [690] H. Fleischer and D. Schollmeyer, "Spectroscopic investigation of the system TeCl₄ / [NET₄]PF₆ in solution and the crystal structure of [NET₄]₂[Te₂Cl₁₀]," *Zeitschrift für Naturforschung, Section B*, vol. 59, no. 11–12, pp. 1209–1213, 2004.
- [691] D. Naumann, L. Ehmanns, K.-F. Tebbe, and W. Crump, "Kristallstruktur-Untersuchungen von Bis(pentafluorphenyl)telluridihalogeniden (C₆F₅)₂TeHal₂ (Hal = Cl, Br)," *Zeitschrift für anorganische und allgemeine Chemie*, vol. 619, no. 7, pp. 1269–1276, 1993.
- [692] T. Chivers, D. D. Doxsee, X. Gao, and M. Parvez, "Preparations and X-ray structures of compounds containing the four-membered ring," *Inorganic Chemistry*, vol. 33, no. 25, pp. 5678–5681, 1994.
- [693] A. Haas and M. Pryka, *Chemische Berichte*, vol. 128, p. 11, 1995.

- [694] J. Zukerman-Schpector, J. V. Comasseto, and H. A. Stefani, "Dichloro[(Z)-2-chloro-2-phenylvinyl](4-methoxyphenyl) tellurium(IV)," *Acta Crystallographica, Section C*, vol. 51, no. 5, pp. 861–863, 1995.
- [695] H. Folkerts, K. Dehnicke, and J. Magull, *Zeitschrift für Naturforschung, Section B*, vol. 50, p. 573, 1995.
- [696] J. Farran, A. Alvarez-Larena, J. F. Piniella, G. Germain, and L. Torres-Castellanos, *Zeitschrift für Kristallographie*, vol. 210, p. 65, 1995.
- [697] E. A. Meyers, R. A. Zingaro, J. V. Comasseto, H. A. Stefani, and A. Chieffi, *Zeitschrift für Kristallographie*, vol. 210, p. 306, 1995.
- [698] B. Borecka, T. S. Cameron, M. A. Malik, and B. C. Smith, "Stereospecific reactions of aryltellurium(IV) trichlorides with 3-cyclohexene-1-methanol and 3-cyclohexene-1,1-dimethanol: the X-ray crystal structure of 2',4'-dimethoxyphenyl(*trans*-6-oxabicyclo[3.2.1]oct-4-yl)tellurium(IV) dichloride," *Canadian Journal of Chemistry*, vol. 73, no. 2, pp. 255–263, 1995.
- [699] E. A. Meyers, T. Junk, and K. J. Irgolic, *Zeitschrift für Kristallographie*, vol. 210, p. 552, 1995.
- [700] C. Lau, B. Neumüller, W. Hiller, et al., "Se₂NBr₃, Se₂NCl₅, Se₂NCl₆⁻: new nitride halides of selenium(III) and selenium(IV)," *Chemistry - A European Journal*, vol. 2, pp. 1373–1378, 1996.
- [701] B. Krebs, M. Hücke, M. Hein, and A. Schaffer, *Zeitschrift für Naturforschung, Section B*, vol. 38, p. 20, 1983.
- [702] B. Krebs, A. Schaffer, and M. Hücke, *Zeitschrift für Naturforschung, Section B*, vol. 37, p. 1410, 1982.
- [703] A. Maaninen, R. T. Boeré, T. Chivers, and M. Parvez, "Preparation and X-ray structure of 4-N,N'-bis(trimethylsilyl)amino-3,5-diisopropylphenylselenium trichloride," *Zeitschrift für Naturforschung, Section B*, vol. 54, no. 9, pp. 1170–1174, 1999.
- [704] F. Wudl and E. T. Zellers, "1,1-Dichloro-2,5-bis(*N*-chlorothioimino)-3,4-dicyanoselenophene," *Journal of the American Chemical Society*, vol. 102, no. 16, pp. 5430–5431, 1980.
- [705] H. W. Roesky, K.-L. Weber, U. Seseke, et al., "Structural and nuclear magnetic resonance studies of short selenium-nitrogen bonds," *Journal of the Chemical Society, Dalton Transactions*, no. 3, pp. 565–571, 1985.
- [706] U. Müller and B. Eckhoff, "Crystal structure of bis(tetramethylammonium)-hexachloroselenate(IV) - Acetonitrile (1/1), [N(CH₃)₄]₂[SeCl₆] · CH₃CN, a structure related to epasolite," *Zeitschrift für Kristallographie: New Crystal Structures*, vol. 214, no. 4, pp. 505–506, 1999.
- [707] A. Amendola, E. S. Gould, and B. Post, "The crystal structure of 1,4-diselenane tetrachloride," *Inorganic Chemistry*, vol. 3, no. 8, pp. 1199–1200, 1964.
- [708] B. Krebs, N. Rieskamp, and A. Schaffer, *Zeitschrift für anorganische und allgemeine Chemie*, vol. 532, p. 118, 1986.
- [709] B.-C. Wang and A. W. Cordes, "Crystal structure of dipyrindinium(II) oxytetrachloroselenate(IV), C₁₀H₈N₂H₂²⁺SeOCl₄²⁻. Highly coordinated selenium compound," *Inorganic Chemistry*, vol. 9, no. 7, pp. 1643–1650, 1970.
- [710] A. W. Cordes, R. T. Oakley, and R. W. Reed, "Structure of 1,1-dichloro-3,5-diphenyl-4*H*-1,2,4,6-selenatriazine," *Acta Crystallographica, Section C*, vol. 42, no. 12, pp. 1889–1890, 1986.
- [711] C. J. Marsden, G. M. Sheldrick, and R. Taylor, *Acta Crystallographica, Section B*, vol. 33, p. 139, 1977.
- [712] M. D. Thompson, K. D. Berlin, G. S. Smith, D. van der Helm, S. W. Muchmore, and K. A. Fidelis, *Organic Preparations and Procedures International*, vol. 18, p. 353, 1986.
- [713] A. J. Privett, S. L. Craig, D. Y. Jeter, A. W. Cordes, R. T. Oakley, and R. W. Reed, "Structure of *N*-(*N*-chlorobenzimidoyl)benzamidium decachlorodiselenate(IV) acetonitrile solvate," *Acta Crystallographica, Section C*, vol. 43, no. 10, pp. 2023–2025, 1987.
- [714] M. Herberhold, M. Keller, W. Kremnitz, et al., "Phenylselenolato complexes of cyclopentadienylrhodium: structural variety in the solid state and in solution," *Zeitschrift für anorganische und allgemeine Chemie*, vol. 624, no. 8, pp. 1324–1328, 1998.
- [715] W. Czado, M. Maurer, and U. Müller, "Chloroselenate mit zwei- und vierwertigem Selen: ⁷⁷Se-NMR-Spektren, Synthese und Kristallstrukturen von (PPh₄)₂SeCl₆ · 2CH₂Cl₂, (NMe₃Ph)₂SeCl₆, (K-18-Krone-6)₂SeCl₆ · 2CH₃CN, PPh₄Se₂Cl₉," *Zeitschrift für anorganische und allgemeine Chemie*, vol. 624, no. 11, pp. 1871–1876, 1998.
- [716] S. Vogler and K. Dehnicke, *Zeitschrift für Naturforschung, Section B*, vol. 47, p. 301, 1992.
- [717] R. J. Gillespie, J. P. Kent, and J. F. Sawyer, "Reactions of S₄N₄ and S₃N₃Cl₃ with selenium chlorides. The preparations and crystal structures of SeS₂N₂Cl₂, (S₅N₅)(SeCl₅), and the disordered materials (Se_xS_{3-x}N₂Cl)(SbCl₆)," *Inorganic Chemistry*, vol. 29, no. 6, pp. 1251–1259, 1990.
- [718] S. Akabori, Y. Takanohashi, S. Aoki, and S. Sato, "Correlation between the structure and reactivity of the selenide dihalide of the new reducing reagent NaBH₄ - R₂SeX₂ on the highly selective reduction of amides. X-ray molecular structure of bis-(2-chloroethyl)selenium dichloride," *Journal of the Chemical Society, Perkin Transactions I*, pp. 3121–3125, 1991.
- [719] U. Geiser, J. A. Schlueter, J. D. Dudek, and J. M. Williams, "Structure of bis(ethylenedithio)tetrathiafulvalenium dichlorocyanoselenate (2 : 1), (BEDT - TTF)₂Cl₂SeCN," *Molecular Crystals and Liquid Crystals Science and Technology, Section A*, vol. 284, pp. 203–210, 1996.
- [720] J. D. McCullough and G. Hamburger, "The crystal structure of diphenylselenium dichloride," *Journal of the American Chemical Society*, vol. 64, no. 3, pp. 508–513, 1942.
- [721] I. Lindqvist and G. Nahringerbauer, "The crystal structure of SeOCl₂ · 2C₅H₅N," *Acta Crystallographica*, vol. 12, no. 9, pp. 638–642, 1959.
- [722] H. G. Stammer and J. Weiss, private communication, 1992.
- [723] S. Hauge, V. Janickis, and K. Marøy, "Crystal structures of phenyltrimethylammonium salts of hexabromodiselenate(II), [C₆H₅(CH₃)₃N]₂[Se₂Br₆], hexachlorodiselenate(II), [C₆H₅(CH₃)₃N]₂[Se₂Cl₆], and a mixed bromochlorodiselenate (II), [C₆H₅(CH₃)₃N]₂[Se₂Br₅Cl]," *Acta Chemica Scandinavica*, vol. 52, no. 4, pp. 435–440, 1998.
- [724] J. D. McCullough and R. E. Marsh, "The crystal structure of di-*p*-tolylselenium dichloride and di-*p*-tolylselenium dibromide," *Acta Crystallographica*, vol. 3, no. 1, pp. 41–45, 1950.
- [725] B. Neumüller, C. Lau, and K. Dehnicke, "Die Kristallstrukturen von SeCl₃⁺SbCl₆⁻, SeBr₃⁺GaBr₄⁻, PCl₄⁺SeCl₅⁻, und PPh₄SeCl₄²⁺ · 2CH₃CN," *Zeitschrift für anorganische und allgemeine Chemie*, vol. 622, no. 11, pp. 1847–1853, 1996.
- [726] D. Fenske, C. Ergezinger, and K. Dehnicke, *Zeitschrift für Naturforschung, Section B*, vol. 44, p. 857, 1989.
- [727] F.-P. Ahlers, E. Lührs, and B. Krebs, "Synthese, Struktur und Eigenschaften der neuen trinuklearen Halogenoselenate(IV) [Se₃Cl₁₃]⁻ und [Se₃Br₁₃]⁻ Kristallstrukturen von [Ph₃C][Se₃Cl₁₃] und [Ph₃C][Se₃Br₁₃]," *Zeitschrift für anorganische und allgemeine Chemie*, vol. 594, no. 1, pp. 7–22, 1991.
- [728] G. Heckmann and G. Wolmershauser, *Chemische Berichte*, vol. 126, p. 1071, 1993.

- [729] H. Folkerts, K. Dehnicke, J. Magull, H. Goesmann, and D. Fenske, "Phosphaniminato-trichloroselenate(II): synthese und kristallstrukturen von $[\text{SeCl}(\text{NPPH}_3)_2]^+\text{SeCl}_3^-$ und $[\text{Me}_3\text{SiN}(\text{H})\text{PMe}_3]_2^+[\text{Se}_2\text{Cl}_6]^{2-}$," *Zeitschrift für anorganische und allgemeine Chemie*, vol. 620, no. 7, pp. 1301–1306, 1994.
- [730] L. D. Martin, E. F. Perozzi, and J. C. Martin, "Sulfuranes. 39. Syntheses and structure studies of stable difluoro- and dichlorosulfuranes. Apicophilicity orders in sulfuranes," *Journal of the American Chemical Society*, vol. 101, no. 13, pp. 3595–3602, 1979.
- [731] N. C. Baenziger, R. E. Buckles, R. J. Maner, and T. D. Simpson, "Crystal structure of the chlorine complex of bis(*p*-chlorophenyl) sulfide," *Journal of the American Chemical Society*, vol. 91, no. 21, pp. 5749–5755, 1969.
- [732] N. Kuhn, H. Bohnen, J. Fahl, D. Bläser, and R. Boese, "On the reaction of 1,3-diisopropyl-4,5-dimethylimidazol-2-ylidene with sulfur halides and sulfur oxygen halides," *Chemische Berichte*, vol. 129, no. 12, pp. 1579–1586, 1996.
- [733] E. S. Lang, R. A. Burrow, A. L. Braga, and L. Dornelles, "Crystal structure of (2E)-3-bromo-2-[bromo(chloro)phenyl- λ^4 -tellanyl]-2-propen-1-ol, $\text{BrCH} = \text{C}(\text{TeBrClPh})(\text{CH}_2\text{OH})$," *Zeitschrift für Kristallographie: New Crystal Structures*, vol. 215, no. 3, pp. 459–460, 2000.
- [734] F. Dahan and O. Lefebvre-Soubeyran, *Acta Crystallographica, Section B*, vol. 32, p. 2859, 1976.
- [735] A. K. S. Chauhan, A. Kumar, R. C. Srivastava, J. Beckmann, A. Duthie, and R. J. Butcher, "Synthesis and reactivity of para-substituted benzoylmethyltellurium(II and IV) compounds: observation of intermolecular C-H-O hydrogen bonding in the crystal structure of (*p*- $\text{MeOC}_6\text{H}_4\text{COCH}_2$) $_2\text{TeBr}_2$," *Journal of Organometallic Chemistry*, vol. 689, no. 2, pp. 345–351, 2004.
- [736] N. Kuhn, A. Abu-Rayyan, K. Eichele, S. Schwarz, and M. Steimann, "Weak interionic interactions in 2-bromoimidazolium derivatives," *Inorganica Chimica Acta*, vol. 357, no. 6, pp. 1799–1804, 2004.
- [737] A. C. Hazell, *Acta Chemica Scandinavica*, vol. 26, p. 1510, 1972.
- [738] N. W. Alcock and W. D. Harrison, *Acta Crystallographica, Section B*, vol. 38, p. 2677, 1982.
- [739] C. Knobler and J. D. McCullough, "Crystal and molecular structure of 2-biphenyltellurium tribromide, $\text{C}_{12}\text{H}_9\text{TeBr}_3$," *Inorganic Chemistry*, vol. 16, no. 3, pp. 612–615, 1977.
- [740] W. Schnabel, K. von Deuten, and G. Klar, *Phosphorus and Sulfur*, vol. 13, p. 345, 1982.
- [741] S. Chitsaz, B. Neumüller, and K. Dehnicke, "Crystal structure of bis(bromotriphenyl)-arsenic(V)-hexabromotellurate(IV), $[\text{Ph}_3\text{AsBr}]_2[\text{TeBr}_6]$," *Zeitschrift für Naturforschung, Section B*, vol. 54, no. 8, pp. 1092–1094, 1999.
- [742] M. R. Detty and H. R. Luss, "12-Te-5 pertelluranes from 1,6-dioxa-6a-tellurapentalenes. Synthesis, structure, and reactivity," *Journal of Organic Chemistry*, vol. 48, no. 26, pp. 5149–5151, 1983.
- [743] P. Behmel, P. G. Jones, G. M. Sheldrick, and M. Ziegler, "Untersuchungen zur molekülstruktur von Carbon-säureamid-Verbindungen der Säure H_2TeBr_6 ," *Journal of Molecular Structure*, vol. 69, pp. 41–51, 1980.
- [744] P. C. Srivastava, A. Sinha, S. Bajpai, H. G. Schmidt, and M. Noltemeyer, "Dimethyl tellurium (IV) derivatives: synthesis, spectroscopic characterisation and structures of Me_2TeBr_2 and $\text{Me}_2\text{Te}(\text{OCOC}_6\text{H}_5)_2$," *Journal of Organometallic Chemistry*, vol. 575, no. 2, pp. 261–268, 1999.
- [745] B. A. Borgias, R. C. Scarrow, M. D. Seidler, and W. P. Weiner, *Acta Crystallographica, Section C*, vol. 41, p. 476, 1985.
- [746] A. Hammerschmidt, S. Bonmann, M. Läge, and B. Krebs, "Novel halogenochalcogeno(IV) acids: $[\text{H}_3\text{O}(\text{benzo-18-crown-6})_2[\text{Te}_2\text{Br}_{10}]$ and $[\text{H}_5\text{O}_2(\text{dibenzo-24-crown-8})_2[\text{Te}_2\text{Br}_{10}]$," *Zeitschrift für anorganische und allgemeine Chemie*, vol. 630, no. 12, pp. 2035–2041, 2004.
- [747] M. R. Detty, H. R. Luss, J. M. McKelvey, and S. M. Geer, "12-Te-5 pertelluranes from 1,2-oxatellurolyl-1-ium halides. Synthesis, structure, and reactivity. The quest for delocalization in 10-Te-3 telluranes and 12-Te-5 pertelluranes of thiathio-phene structure," *Journal of Organic Chemistry*, vol. 51, no. 10, pp. 1692–1700, 1986.
- [748] G. D. Christofferson and J. D. McCullough, "The crystal structure of diphenyltellurium dibromide," *Acta Crystallographica*, vol. 11, no. 4, pp. 249–256, 1958.
- [749] J. Beckmann, D. Dakternieks, A. Duthie, and C. Mitchell, "Dibromodiphenyltellurium(IV)," *Acta Crystallographica, Section E*, vol. 60, no. 12, pp. o2511–o2512, 2004.
- [750] T. S. Cameron, R. B. Amero, C. Chan, and R. E. Cordes, *Crystal Structure Communications*, vol. 9, p. 543, 1980.
- [751] N. Al-Salim, A. A. West, W. R. McWhinnie, and T. A. Hamor, "2-Pyridyl- and quinolin-2-yl-functionalised organytellurium ligands. The stabilisation of diorganyl tritellurides. The crystal and molecular structures of 2-(2-pyridyl) phenyltellurium(IV) tribromide, dimethylthiocarbamate[2-(2-pyridyl)phenyl]tellurium(II), and *p*-ethoxyphenyl 2-(2-pyridyl)phenyl telluride," *Journal of the Chemical Society, Dalton Transactions*, no. 9, pp. 2363–2371, 1988.
- [752] V. Janickis, M. Herberhold, and W. Milius, "Synthesis and crystal structure of bis(methyltriphenylphosphonium) hexabromotellurate(IV)-bis{dibromoselenate(II)}, $[\text{PMePH}_3]_2[\text{TeBr}_6(\text{SeBr}_2)_2]$, the salt of a mixed-valence bromotellurate (IV)-selenate(II) anion," *Zeitschrift für anorganische und allgemeine Chemie*, vol. 629, no. 1, pp. 29–34, 2003.
- [753] E. S. Lang, G. M. de Oliveira, R. M. Fernandes Jr., and E. M. Vázquez-López, "Synthesis and characterization of the first $[\text{Q}]^+[\text{PhTeX}_4]^-$ complex salt ($\text{Q} = 2\text{-Br-C}_5\text{NH}_5$; $\text{Ph} = \text{C}_6\text{H}_5$; $\text{X} = \text{Br}, \text{I}$) exhibiting a polymeric chain structure," *Inorganic Chemistry Communications*, vol. 6, no. 7, pp. 869–872, 2003.
- [754] W. Abriel and A. du Bois, "Structure of bis (tetraphenylarsonium) hexabromotellurate(IV)," *Acta Crystallographica, Section C*, vol. 45, no. 12, pp. 2002–2003, 1989.
- [755] J. Farran, A. Alvarez-Larena, J. F. Piniella, G. Germain, and L. Torres-Castellanos, "Dibromobis(4-methoxyphenyl) tellurium(IV)," *Acta Crystallographica, Section C*, vol. 51, no. 4, pp. 639–641, 1995.
- [756] V. Janickis, M. Nečas, J. Novosad, M. Dušek, and V. Petříček, "Commensurate and incommensurate structures of the hexabromotellurate(IV) bis{dibromodiselenate(I)} ion $-[(\text{C}_2\text{H}_5)_n(\text{C}_6\text{H}_5)_{4-n}\text{P}]_2[\text{TeBr}_6(\text{Se}_2\text{Br}_2)_2]$, $n = 0, 1$," *Acta Crystallographica, Section B*, vol. 58, no. 6, pp. 977–985, 2002.
- [757] S. M. Kunnari, R. Oilunkaniemi, R. S. Laitinen, and M. Ahlgren, "An unexpected tetrahydrofuran ring opening: synthesis and structural characterization of $\text{Ph}_3\text{PO}(\text{CH}_2)_4\text{TeBr}_4$," *Journal of the Chemical Society, Dalton Transactions*, no. 23, pp. 3417–3418, 2001.
- [758] P. Mallikaratchy, R. E. Norman, F. R. Fronczek, and T. Junk, "Tribromo(3,5-dimethyl-2-nitro-phenyl- $\kappa^2\text{C}^1, \text{O}$)tellurium(IV), bromo(3,5-dimethyl-2-nitro-phenyl- $\kappa^2\text{C}^1, \text{O}$)tellurium(II) and bromo(3,5-dimethyl-2-nitroso-phenyl- $\kappa^2\text{C}^1, \text{O}$)tellurium(II)," *Acta Crystallographica, Section C*, vol. 59, no. 10, pp. o571–o574, 2003.
- [759] B. Krebs and K. Büscher, "Dimere Halogenotellurate(IV): Darstellung und Kristallstruktur von $[(\text{C}_6\text{H}_5)_4\text{P}]_2\text{Te}_2\text{Br}_{10}$,"

- Zeitschrift für anorganische und allgemeine Chemie*, vol. 463, no. 1, pp. 56–64, 1980.
- [760] V. Janickis, M. Herberhold, M. Necas, and W. Milius, "Synthesis and crystal structure of Bis(methyltriethylammonium) Hexabromotellurate(IV)-tris{dibromodiselenate(i)}, [NMeEt₃]_{2n}[TeBr₆(Se₂Br₂)₃]_n, containing a chain-polymeric mixed-valence bromotellurate(IV)-selenate(I) anion," *Zeitschrift für anorganische und allgemeine Chemie*, vol. 629, no. 4, pp. 641–646, 2003.
- [761] J. R. Eveland and K. H. Whitmire, "Synthesis and characterization of the carbide cubane cluster [Fe₃(Co)₉Te₄(μ₃-CTeBr₄)] with an unusual tetrahedral CTe₄ unit," *Angewandte Chemie International Edition*, vol. 36, no. 11, pp. 1193–1194, 1997.
- [762] S. C. Menon, H. B. Singh, R. P. Patel, K. Das, and R. J. Butcher, "Synthesis and reactivity of chiral tellurium azomethines: pseudopolymorphism of [o-(((1S,2R)-2-hydroxy-2-phenyl-1-methylethyl)amino)-methinyl]phenyl tellurium(IV) bromide," *Organometallics*, vol. 16, no. 4, pp. 563–571, 1997.
- [763] J. Zukerman-Schpector, H. A. Stefani, D. D. O. Silva, et al., "Dibromo[(Z)-2-bromo-2-(hydroxymethyl)-vinyl](n-butyl)tellurium(IV)," *Acta Crystallographica, Section C*, vol. 54, no. 12, pp. 2007–2009, 1998.
- [764] R. K. Chadha and T. Nguyen, "Structure of dibromo(2-methoxycyclohexyl)phenyltellurium," *Acta Crystallographica, Section C*, vol. 46, no. 2, pp. 251–253, 1990.
- [765] C. Knobler and J. D. McCullough, "Crystal and molecular structure of 1-thia-4-telluracyclohexane 4,4-dibromide, C₄H₈STeBr₂," *Inorganic Chemistry*, vol. 11, no. 12, pp. 3026–3029, 1972.
- [766] F. Dahan and O. Lefebvre-Soubeyran, *Acta Crystallographica, Section B*, vol. 32, p. 2863, 1976.
- [767] T. M. Klapötke, B. Krumm, P. Mayer, H. Piotrowski, and O. P. Ruscitti, "Chlorination and bromination of dialkyl tellurides," *Zeitschrift für anorganische und allgemeine Chemie*, vol. 628, no. 1, pp. 229–234, 2002.
- [768] O. Reich, S. Hasche, K. Büscher, I. Beckmann, and B. Krebs, "Neue Oxonium-bromochalkogenate(IV)-Darstellung, Struktur und Eigenschaften von [H₃O][TeBr₅] · 3C₄H₈O₂ und [H₃O]₂[SeBr₆]," *Zeitschrift für anorganische und allgemeine Chemie*, vol. 622, no. 6, pp. 1011–1018, 1996.
- [769] R. W. Berg and K. Nielsen, *Acta Chemica Scandinavica, Series B*, vol. 33, p. 157, 1979.
- [770] A. K. S. Chauhan, A. Kumar, R. C. Srivastava, and R. J. Butcher, "Synthesis and characterization of monomeric diorganotellurium dihalides: crystal and molecular structures of diphenacyltellurium dibromide and - diiodide," *Journal of Organometallic Chemistry*, vol. 658, no. 1-2, pp. 169–175, 2002.
- [771] S. Hauge, V. Janickis, and K. Marøy, "Reaction of TeBr₄ with SbBr₃ in the presence of [C₆H₅(CH₃)₃N]Br: crystal structures of [C₆H₅(CH₃)₃N]₂[Te₂Br₁₀] and [C₆H₅(CH₃)₃N][SbTeOBr₆]," *Acta Chemica Scandinavica*, vol. 53, no. 11, pp. 992–996, 1999.
- [772] P. K. Bakshi, T. S. Cameron, M. E. S. Ali, M. A. Malik, and B. C. Smith, "Reactions of *trans*-2-alkoxy-1-cycloalkyl-tellurium(IV) trihalides with N-substituted anilines: the X-ray crystal structure of *p*-N-ethyl-anilino(*trans*-2-ethoxy-1-cyclohexyl)tellurium(IV) dibromide," *Inorganica Chimica Acta*, vol. 204, no. 1, pp. 27–33, 1993.
- [773] D. Dakternieks, J. O'Connell, and E. R. T. Tiekink, "Crystal structure of dibromo[(1,1-dibromo-1-mesityl-λ⁴-telluranyl)methyl]-mesityl-λ⁴-tellurane, [MesTeBr₂]₂CH₂," *Zeitschrift für Kristallographie: New Crystal Structures*, vol. 215, no. 1, pp. 87–88, 2000.
- [774] W.-M. Lu, Y.-P. Wang, X. J. Huang, and J. I. A. Sun, "Molecular structures of dibromo[(E)-2-bromo-2-phenylvinyl]-(phenyl)tellurium(IV) and dibromo [(Z)-2-bromo-2-phenylvinyl] (p-tulyl)tellurium (IV) hydrate methanolate," *Chinese Journal of Chemistry*, vol. 19, no. 5, pp. 457–461, 2001.
- [775] V. Janickis, J. Songstad, and K. W. Tornroos, "Syntheses and crystal structure of bis (phenyltrimethyl ammonium) hexabromotellurate (IV)bis{dibromodiselenate(I)}, [C₆H₅(CH₃)₃N]₂[TeBr₆(Se₂Br₂)₂]," *Chemija*, vol. 12, no. 2, pp. 93–98, 2001.
- [776] T. M. Klapötke, B. Krumm, P. Mayer, D. Naumann, and I. Schwab, "Fluorinated tellurium(IV) azides and their precursors," *Journal of Fluorine Chemistry*, vol. 125, no. 6, pp. 997–1005, 2004.
- [777] L.-J. Baker, C. E. F. Rickard, and M. J. Taylor, "Crystal structure determination and vibrational spectra of (*t*-BuNH₃)₂[TeBr₆] and comparisons with other solids containing [TeCl₆]²⁻ or [TeBr₆]²⁻ ions," *Polyhedron*, vol. 14, no. 3, pp. 401–405, 1995.
- [778] F. A. Devillanova, P. Deplano, F. Isaia, et al., "Crystal structure and vibrational characterization of the reaction products of *N*-methylthiazolidine-2(3H)-selone (1) and *N*-methylbenzothiazole-2(3H)-selone (2) with Br₂," *Polyhedron*, vol. 17, no. 2-3, pp. 305–312, 1998.
- [779] B. Krebs, A. Schaffer, and S. Pohl, *Zeitschrift für Naturforschung, Section B*, vol. 39, p. 1633, 1984.
- [780] H. Takada, P. Metzner, and C. Philouze, "First chiral selenium ylides used for asymmetric conversion of aldehydes into epoxides," *Chemical Communications*, no. 22, pp. 2350–2351, 2001.
- [781] P. Berges, W. Hinrichs, and G. Klar, *Journal of Chemical Research*, vol. 362, p. 3121, 1986.
- [782] W. Abrie, *Zeitschrift für Naturforschung, Section B*, vol. 42, p. 415, 1987.
- [783] S. M. Godfrey, S. L. Jackson, C. A. McAuliffe, and R. G. Pritchard, "Reaction of tertiary phosphine selenides, R₃PSe (R = Me₂N, Et₂N or C₆H₁₁), with dibromine. The first reported examples of 1 : 1 addition," *Journal of the Chemical Society, Dalton Transactions*, no. 24, pp. 4201–4204, 1998.
- [784] A. Hammerschmidt, I. Beckmann, M. Läge, and B. Krebs, "A novel halogenochalcogeno(IV)acid: [H₃O(Dibromobenzo-15-Krone-5)]₂[SeBr₆]," *Zeitschrift für anorganische und allgemeine Chemie*, vol. 631, no. 2-3, pp. 393–396, 2005.
- [785] S. Hauge, K. Marøy, and T. Odegard, *Acta Chemica Scandinavica, Series A*, vol. 42, p. 56, 1988.
- [786] B. Krebs, E. Luhrs, and F.-P. Ahlers, "Bromoselenates(II,IV), a novel type of mixed valence compounds," *Angewandte Chemie International Edition*, vol. 28, no. 2, pp. 187–189, 1989.
- [787] S. Hauge, V. Janickis, and K. Marøy, "Syntheses and crystal structures of salts of hexabromotetraselenate(I) and hexabromoselenate(IV)bis{dibromodiselenate(I)}," *Acta Chemica Scandinavica*, vol. 52, no. 9, pp. 1104–1109, 1998.
- [788] M. C. Aragoni, M. Arca, F. Demartin, et al., "Mechanistic aspects of the reaction between Br₂ and chalcogenone donors (LE; E = S, Se): competitive formation of 10-E-3, T-shaped 1 : 1 molecular adducts, charge-transfer adducts, and [(LE)₂]²⁺ dications," *Chemistry - European Journal*, vol. 7, no. 14, pp. 3122–3133, 2001.

- [789] Y. Takanohashi, N. Tabata, T. Tanase, and S. Akabori, "Bis(2-bromoethyl) selenium dibromide as the selenium-introducing reagent: one-pot preparation of 2,5-bis(alkoxymethyl)tetrahydroselephenes by the cyclization of 1,5-hexadiene," *Journal of Organometallic Chemistry*, vol. 450, no. 1-2, pp. 103–108, 1993.
- [790] J. D. McCullough and G. Hamburger, "The crystal structure of diphenylselenium dibromide," *Journal of the American Chemical Society*, vol. 63, no. 3, pp. 803–807, 1941.
- [791] D. J. Williams, D. Vanderveer, B. R. Crouse, et al., *Main Group Chemistry*, vol. 2, p. 61, 1997.
- [792] A. Jung and G. Wolmershäuser, "Bromination of "poly(1,4-diselenobenzene)"", *Zeitschrift für Naturforschung, Section B*, vol. 52, no. 3, pp. 345–350, 1997.
- [793] S. Hauge, V. Janickis, and K. Marøy, "Crystal structures of phenyltrimethylammonium salts of tetrabromoselenate(II) bromide, $[C_6H_5(CH_3)_3N]_2[SeBr_4] \cdot [C_6H_5(CH_3)_3N]Br$ and a mixed tetra(bromo/chloro)selenate(II)," *Acta Chemica Scandinavica*, vol. 52, no. 4, pp. 441–444, 1998.
- [794] L. Battelle, C. Knobler, and J. D. McCullough, "Crystal and molecular structure of 1-thia-4-selenacyclohexane-4,4-dibromide, $C_4H_8SSeBr_2$," *Inorganic Chemistry*, vol. 6, no. 5, pp. 958–962, 1967.
- [795] Y. Takanohashi, N. Tabata, T. Tanase, and S. Akabori, "Selenium transfer reagent: one-step alkoxyseleation of cyclohexene with bis(2-bromoethyl)selenium dibromide," *Journal of the Chemical Society, Perkin Transactions 1*, pp. 813–817, 1993.
- [796] W. Nakanishi and S. Hayashi, "Inter-element linkage in 1,2- and 1,4-bis(arylselanyl)benzenes with halogens," *Journal of Organometallic Chemistry*, vol. 611, no. 1-2, pp. 178–189, 2000.
- [797] U. Geiser, H. Hau Wang, J. A. Schlueter, et al., "Synthesis, structure, and properties of the organic conductor $(BEDT-TTF)_2Br_2SeCN$," *Inorganic Chemistry*, vol. 33, no. 22, pp. 5101–5107, 1994.
- [798] M. Miura, Y. Takanohashi, Y. Habata, and S. Akabori, "Reactivities of bis(2-bromoethyl)selenium dibromide and its related compounds: formation of hypervalent T-shaped coordinated selenium compounds by reaction with pyridine and its derivatives," *Tetrahedron Letters*, vol. 35, no. 44, pp. 8213–8216, 1994.
- [799] M. Miura, Y. Takanohashi, Y. Habata, and S. Akabori, "New synthesis of hypervalent T-shaped coordination compounds of selenium by the reaction of bis(2-bromoethyl)selenium dibromide with pyridine and its derivatives," *Journal of the Chemical Society, Perkin Transactions 1*, pp. 1719–1724, 1995.
- [800] A. J. Arduengo and E. M. Burgess, "Tricoordinate hypervalent sulfur compounds," *Journal of the American Chemical Society*, vol. 99, no. 7, pp. 2376–2378, 1977.
- [801] S. Hauge and O. Vikane, *Acta Chemica Scandinavica, Series A*, vol. 37, p. 723, 1983.
- [802] M. C. Aragoni, M. Arca, A. J. Blake, et al., "1,2-Bis(3-methylimidazol-2-yl)ium iodobromoselenanide)ethane: oxidative addition of IBr at the Se atom of a $> C = Se$ group," *Angewandte Chemie International Edition*, vol. 40, no. 22, pp. 4229–4232, 2001.
- [803] G. N. Ledesma, E. S. Lang, and U. Abram, "2,4,6-Triphenylphenyltellurium(IV) triiodide - supramolecular self-assembly in organotellurium triiodides," *Journal of Organometallic Chemistry*, vol. 689, no. 12, pp. 2092–2095, 2004.
- [804] J. D. McCullough, "Crystal and molecular structure of dibenzotellurophene diiodide $C_{12}H_8TeI_2$," *Inorganic Chemistry*, vol. 14, no. 5, pp. 1142–1146, 1975.
- [805] H. B. Singh, W. R. McWhinnie, T. A. Hamor, and R. H. Jones, "Synthesis and chemistry of 1,3-dihydro-2,2-diiodo-2 λ^4 -tellurolo[3,4-*b*]quinoxaline and derivatives: crystal and molecular structure of 1,3-dihydro-2,2-diiodo-2 λ^4 -tellurolo[3,4-*b*]quinoxaline-2,3-bis(iodomethyl)quinoxaline (1 : 1)," *Journal of the Chemical Society, Dalton Transactions*, no. 1, pp. 23–28, 1984.
- [806] N. W. Alcock and W. D. Harrison, "Secondary bonding. Part 12. Aryltellurium iodides: crystal and molecular structures of *cis*- and *trans*-phenyltellurium(IV) tri-iodide and two modifications of diphenyltellurium(IV) di-iodide," *Journal of the Chemical Society, Dalton Transactions*, no. 5, pp. 869–875, 1984.
- [807] G. Y. Chao and J. D. McCullough, "The crystal structure of di-*p*-chlorodiphenyltellurium diiodide," *Acta Crystallographica*, vol. 15, no. 9, pp. 887–893, 1962.
- [808] J. D. McCullough, C. Knobler, and R. F. Ziolo, "Crystal and molecular structure of the β modification of 1,1-diiodo-3,4-benzo-1-telluracyclopentane, β - $C_8H_8TeI_2$. Comparative study of secondary bonding systems and colors in organotellurium iodides," *Inorganic Chemistry*, vol. 24, no. 12, pp. 1814–1818, 1985.
- [809] C. Knobler and R. F. Ziolo, "Organotellurium diiodides. The molecular structure of the α modification of 1,1-Diiodo-3,4-benzo-1-telluracyclopentane, α - $C_8H_8TeI_2$," *Journal of Organometallic Chemistry*, vol. 178, no. 2, pp. 423–431, 1979.
- [810] L. Y. Y. Chan and F. W. B. Einstein, *Journal of the Chemical Society, Dalton Transactions*, vol. 316, 1972.
- [811] P. L'Haridon, H. Jedrzejczak, and S. Szwbanski, *Acta Crystallographica, Section B*, vol. 35, p. 1843, 1979.
- [812] H. Pritzkow, "Crystal and molecular structure of dimethyltellurium tetraiodide, $(CH_3)_2TeI_4$," *Inorganic Chemistry*, vol. 18, no. 2, pp. 311–313, 1979.
- [813] P. C. Srivastava, S. Bajpai, S. Bajpai, et al., "Telluranes: potential synthons for charge-transfer complexes (involving hypervalent Te-I bonds) and serendipitous synthesis of the first triphenyl methyl phosphonium salts containing $[C_4H_8TeI_4]^{2-}$ and $[TeI_6]^{2-}$ anions," *Journal of Organometallic Chemistry*, vol. 689, no. 1, pp. 194–202, 2004.
- [814] M. J. Hesford, N. J. Hill, W. Levason, and G. Reid, "Synthesis and properties of the ditelluroethers *m*- and *p*- $C_6H_4(CH_2TeMe)_2$ and their Te(IV) derivatives: crystal structures of $PhTeI_2(CH_2)_3TeI_2Ph$, *m*- $C_6H_4(CH_2TeI_2Me)_2$ and *p*- $C_6H_4(CH_2TeI_2Me)_2$," *Journal of Organometallic Chemistry*, vol. 689, no. 6, pp. 1006–1013, 2004.
- [815] P. G. Jones and J. Jeske, private communication, 2004.
- [816] R. K. Kumar, G. Aravamudan, K. Sivakumar, and H.-K. Fun, "Tetraethylammonium (*N,N*-diethyldithio-carbamato-*S,S'*)tetraiodotellurate(IV)," *Acta Crystallographica, Section C*, vol. 55, no. 7, pp. 1121–1123, 1999.
- [817] N.-H. Hu, Z.-S. Jin, and Z.-S. Li, "Structure of hexamethylenetetrafulvalene diiodide," *Acta Crystallographica, Section C*, vol. 47, no. 9, pp. 1858–1860, 1991.
- [818] F. Einstein, J. Trotter, and C. S. Williston, "The crystal structure of β -dimethyltellurium di-iodide," *Journal of the Chemical Society - A*, pp. 2018–2023, 1967.
- [819] J. Farran, A. Alvarez-Larena, M. V. Capparelli, J. F. Piniella, G. Germain, and L. Torres-Castellanos, "Two polymorphs of

- bis(4-methoxyphenyl)-tellurium(IV) diiodide," *Acta Crystallographica, Section C*, vol. 54, no. 7, pp. 995–1000, 1998.
- [820] M. J. Hesford, W. Levason, M. L. Matthews, S. D. Orchard, and G. Reid, *Dalton Transactions*, p. 2434, 2003.
- [821] H. Hope, C. Knobler, and J. D. McCullough, "Crystal and molecular structure of 1-oxa-4-telluracyclohexane 4,4-diiiodide, $C_4H_8OTeI_2$," *Inorganic Chemistry*, vol. 12, no. 11, pp. 2665–2669, 1973.
- [822] J. D. McCullough, "Crystal and molecular structure of phenoxatellurine 10,10-diiiodide, $C_{12}H_8OTeI_2$," *Inorganic Chemistry*, vol. 12, no. 11, pp. 2669–2673, 1973.
- [823] P. C. Srivastava, S. Bajpai, R. Lath, and R. J. Butcher, "Secondary bonds induced supramolecular assemblies in the crystals of 1,1,2,3,4,5-hexahydro-1,1-diiidotellurophene; 1,1,2,3,4,5,6-heptahydro-1,1-diiidotellurane and 1,3-dihydro-2 λ^4 -benzotellurole-2,2-diyl diiodide," *Journal of Organometallic Chemistry*, vol. 608, no. 1-2, pp. 96–105, 2000.
- [824] C. Knobler, J. D. McCullough, and H. Hope, "Crystal and molecular structure of 1-thia-4-telluracyclohexane 4,4-diiiodide, $C_4H_8STeI_2$," *Inorganic Chemistry*, vol. 9, no. 4, pp. 797–804, 1970.
- [825] A. Z. Al-Rubaie, S. Uemura, and H. Masuda, "New cyclic tellurides. Synthesis, reaction and ligand properties of 2,2,6,6-tetramethyl-1-oxa-4-tellura-2,6-disilacyclohexane ($C_6H_{16}OSi_2Te$). X-Ray structure determination of $C_6H_{16}OSi_2TeI_2$," *Journal of Organometallic Chemistry*, vol. 410, no. 3, pp. 309–320, 1991.
- [826] W.-W. du Mont, H.-U. Meyer, S. Kubiniok, S. Pohl, and W. Saak, *Chemische Berichte*, vol. 125, p. 761, 1992.
- [827] P. C. Srivastava, H.-G. Schmidt, and H. W. Roesky, *Zeitschrift für Naturforschung, Section B*, vol. 50, p. 695, 1995.
- [828] N. Kuhn, T. Kratz, and G. Henkel, "(1,3-Diethyl-1,3-dihydro-4,5-dimethyl-2H-imidazol-2-yliden)-diiidotellur(II) [1]," *Zeitschrift für Naturforschung, Section B*, vol. 51, no. 2, pp. 295–297, 1996.
- [829] R. K. Kumar, G. Aravamudan, M. R. Udupa, M. Seshasayee, P. Selvam, and K. Yvon, "A novel mixed ligand Te(IV) complex comprising three halides and a dithiocarbamate; synthesis and crystal structure of triiododiethylthiocarbamatotellurium(IV), $Te\{(C_2H_5)_2NCS_2\}I_3$," *Polyhedron*, vol. 15, no. 9, pp. 1453–1458, 1996.
- [830] N. Kuhn, T. Kratz, and G. Henkel, *Chemische Berichte*, vol. 127, p. 849, 1994.
- [831] K. Maartmann-Moe and J. Songstad, *Acta Chemica Scandinavica, Series A*, vol. 36, p. 829, 1982.
- [832] M. C. Aragoni, M. Arca, F. Demartin, et al., "First ICN adduct with a selenium donor (R = Se): is it an ionic $[RSeCN]^+I^-$ or a "T-shaped" $R(I)SeCN$ hypervalent compound?" *European Journal of Inorganic Chemistry*, vol. 2004, no. 11, pp. 2363–2368, 2004.

