




## The Prevalence of Sleep Disorders in College Students: Impact on Academic Performance


Jane F. Gaultney PhD


To cite this article: Jane F. Gaultney PhD (2010) The Prevalence of Sleep Disorders in College Students: Impact on Academic Performance, Journal of American College Health, 59:2, 91-97, DOI: [10.1080/07448481.2010.483708](https://doi.org/10.1080/07448481.2010.483708)

To link to this article: <http://dx.doi.org/10.1080/07448481.2010.483708>

 Published online: 23 Sep 2010.

 Submit your article to this journal [↗](#)

 Article views: 14992

 View related articles [↗](#)

 Citing articles: 55 View citing articles [↗](#)

# The Prevalence of Sleep Disorders in College Students: Impact on Academic Performance

Jane F. Gaultney, PhD

**Abstract. Objective:** To examine the prevalence of risk for sleep disorders among college students by gender and age, and their associations with grade point average (GPA). **Participants:** Participants were 1,845 college students at a large, southeastern public university. **Methods:** A validated sleep disorder questionnaire surveyed sleep data during the 2007–2008 academic year. Students' GPAs were obtained from the office of the registrar. **Results:** Twenty-seven percent of students were at risk for at least one sleep disorder. African American and Asian students reported less risk for insomnia and fewer poor sleep practices relative to white and Latino students. Students reported insufficient sleep and a discrepancy between weekday and weekend amount of sleep. Students at risk for sleep disorders were overrepresented among students in academic jeopardy (GPA < 2.0). **Conclusions:** Many college students are at risk for sleep disorders, and those at risk may also be at risk for academic failure.

**Keywords:** academic performance, college students, gender, GPA, sleep disorders, sleep hygiene

College students experience a number of sleep problems, which may impact academic performance, health, and mood.<sup>1</sup> A common sleep problem among college students is sleep deprivation and resulting excessive daytime sleepiness (EDS). Both biological and social factors contribute to deprivation. Many college students are older adolescents and are still dealing with adolescent physiology such as a biologically driven delayed sleep phase.<sup>2</sup> According to the National Sleep Foundation,<sup>3</sup> 59% of adults 18 to 29 years of age describe themselves as night-owls. Unable to fall asleep earlier in the evening, they cannot get enough sleep if they must get up early. In addition, sleep may be voluntarily sacrificed due to social factors or involuntarily curtailed because of living in a noisy residence hall or apartment. A typical coping technique for dealing with sleep deprivation

is to attempt to make up for lost sleep by increasing sleep on the weekends, a practice that actually worsens the problem.<sup>4</sup>

Another potential source of EDS that has been less thoroughly examined in this population, however, is untreated sleep disorders, which may be underdiagnosed among college students. The International Classification of Sleep Disorders<sup>5</sup> categorizes 3 types of sleep disorders: dyssomnias (which may produce EDS), parasomnias (which usually are not associated with EDS), and medical/psychological disorders. The first 2 categories are primary disorders of sleep, whereas the third category includes conditions that are often associated with disrupted sleep.

The consequences of sleep problems—whether due to insufficient sleep or an untreated sleep disorder—can be serious. Sleep problems have been associated with deficits in attention and academic performance,<sup>6</sup> drowsy driving,<sup>7</sup> risk-taking behavior and depression,<sup>8</sup> impaired social relationships,<sup>9</sup> and poorer health.<sup>10</sup> Wolfson and Carskadon<sup>4</sup> reported that reduced sleep time, later bedtime and awakening, irregular sleep/wake patterns, and poor sleep quality negatively impacted adolescents' school performance. The National Sleep Foundation<sup>3</sup> found that high school students who reported insufficient sleep or daytime sleepiness also reported depressed mood and lower grades, whereas 80% of students who reported getting enough sleep made As and Bs in school. Among college students who carried a full academic load, those who reported poorer sleep quality were likely to perform worse on academic tests.<sup>11</sup>

The impact of sleep loss on academic performance might be subtle. Fifty college students, deprived of sleep for 1 night, were then asked to solve math addition problems.<sup>12</sup> Participants selected the difficulty level of the problems. After sleep loss, participants were more likely to choose easier problems to solve. Extrapolating from these data, students who are chronically sleepy may limit their future options by choosing easier courses while in college.

The prevalence of sleep disorders in college students has not been established. It is not known whether reported

---

*Dr Gaultney is with the Department of Psychology at University of North Carolina at Charlotte in Charlotte, North Carolina.*  
Copyright © 2010 Taylor & Francis Group, LLC

sleepiness among college students is simply due to insufficient sleep or whether it might be secondary to an undiagnosed sleep disorder. Although reported sleep disorders in adults tend to increase with age,<sup>13</sup> they may also occur among college students frequently enough to warrant screening this population. In addition, sleep patterns or disorders among college students may vary by gender or race/cultural affiliation.<sup>14</sup> The purpose of the present study was to determine the prevalence of sleep disorders among college students, to examine whether race or gender associated with different patterns of sleep disorders, and to determine whether students at risk for sleep disorders were also at risk for poor academic performance.

## METHODS

Participants included 1,845 students enrolled in Introductory Psychology labs at a large state university in southeastern United States. The students received extra credit for participating in research; alternative assignments were available. This project was approved by the local institutional review board. Twenty-nine percent of the sample was male. Seventy percent of the participants were white, 17% African American, 5% selected a designation of "other," 4% were Asian, and 4% were Latino students. The participants had an average age of 20.38 years ( $SD = 4.63$ , range = 18–71), and an average grade point average of 2.77 ( $SD = .92$ , range = 0.00–4.00). Forty-six percent were first year students, 26% were sophomores, 16% juniors, and 10% seniors. The majority of the students (76%) considered themselves to be "evening" people.

The survey used, the SLEEP-50 by Spoomaker et al,<sup>15</sup> has been validated for college students. It consists of 50 items that tap a variety of sleep characteristics. The validation sample included 377 college students, 342 patients with sleep disorders, 32 individuals who experienced nightmares, and 44 healthy controls. The results indicated good internal consistency (Chronbach's  $\alpha = .85$ ), and test-retest reliability ranged from .65 to .89. Scales and cut-off scores for several sleep disorders were developed, and sensitivity and specificity values identified for each scale. To each item (eg, "I am told I snore.") the student indicated that it was "not at all" (1), "somewhat" (2), "rather much" (3), or "very much" (4) true. Additional items were added to the survey to obtain demographic information as well as additional details about sleep (eg, typical amount of sleep when there is work/school the next day, typical amount of sleep when there is no work/school the next day).

The SLEEP-50 provides scores for Obstructive Sleep Apnea (OSA), Periodic Limb Movement Disorder/Restless Leg Syndrome (PLMD/RLS), Insomnia, Narcolepsy, Circadian Rhythm Disorders (CRDs), Sleepwalking, Nightmares, Affective Disorder, Hypersomnia, Sleep State Misperception (SSM), Sleep Hygiene (behaviors and environmental conditions that influence sleep), and Impact on Daily Functioning (IDF; disruptions to the ability to function well during the day). Cut-points were identified to determine which students were at risk for the various disorders. In order to be identified

as "at risk" for each disorder, the participant's scores on both the disorder's scale and the IDF scale had to meet or exceed a specified threshold.

Data were collected online during the 2007–2008 academic year. Current grade point average (GPA; as of the end of the semester when the sleep survey was completed) was provided as de-identified data by the registrar's office.

Descriptive information about sleep scales, sleep habits, and student characteristics are presented. Continuous variables were analyzed by analyses of variance (ANOVA), *t* tests, and Fisher's least significant difference (LSD), and counts were compared by means of  $\chi^2$  analyses.

## RESULTS

Table 1 presents descriptive information about the sleep disorder scales and prevalence of risk for sleep disorders. Over 500 students out of 1,845 (27%) were at risk for at least one sleep disorder. The most commonly reported disorders were narcolepsy and insomnia, followed by RLS/PLMD, CRDs, affective disorder, OSA, and hypersomnia. Prevalence rates for sleepwalking, nightmares, and SSM were low. The rate of narcolepsy indicated by this scale is extremely high relative to the general population. Due to questions about the accuracy of this scale, analyses involving participants identified as at risk for narcolepsy should be considered uninterpretable at this time, and are not reported here.

A breakdown of specific sleep hygiene practices/characteristics indicated fairly even rates (3% to 6%) of keeping the bedroom too light, too noisy, nighttime alcohol consumption, smoking, use of other substances that could interfere with sleep, and feeling sad or feeling no pleasure.

On a scale of 1 (do not get nearly enough sleep) to 10 (get an ideal amount of sleep), students averaged 6.50. They reported sleeping an average of 6.79 hours ( $SD = 1.41$ ) on a typical school/work night, and 9.30 hours ( $SD = 1.87$ ) when they did not have school/work the next day, producing a day-of-the-week sleep discrepancy of 2.49 hours ( $SD = 1.84$ ). Nineteen percent reported that they worried rather much or very much about whether they got enough sleep (42% reported no worry), and 13% reported that they generally slept badly (56% reported they never slept badly). Seventy-six percent described themselves as rather or very much an evening person.

Because of relatively small sample sizes (when compared to the overall sample size) for students identifying as Asian, Latino, or other, analyses of race/ethnicity effects included just African American and Caucasian students. Chi-square analyses indicated no significant race differences in risk for sleep disorders, although 2 approached significance. A higher percentage of Caucasian students were at risk for RLS/PLMD (9% > 6%;  $\chi^2(1) = 2.67$ ,  $p = .10$ ) and insomnia (12% > 9%;  $\chi^2(1) = 3.05$ ,  $p = .08$ ). A Gender  $\times$  Race ANOVA examining the number of poor sleep hygiene practices (the Factors Affecting Sleep scale) produced a significant main effect of race/ethnicity,  $F(4, 1585) = 31.39$ ,  $p < .01$ ,  $\eta_p^2 = .02$ . African Americans students ( $M = 8.45$ ,  $SD = 1.69$ ) had

**TABLE 1. Mean Sleep Scale Scores and Percent at Risk for Each Disorder and Sleep Practices**

	Range	<i>M</i> ( <i>SD</i> )	Cutpoint	% risk ( <i>N</i> )
OSA	8–28	11.11 (2.38)	> 15	4.0 (74)
Insomnia	8–32	15.33 (4.63)	≥ 19	12.0 (226)
Narcolepsy	5–16	6.52 (1.69)	≥ 7	16.0 (296)
RLS/PLMD	3–16	6.52 (1.69)	≥ 7	8.0 (152)
CRDs	3–12	5.34 (1.82)	≥ 8	7.0 (134)
Sleepwalking	1–12	3.29 (0.83)	≥ 7	0.4 (8)
Nightmares	3–12	5.40 (2.49)	≥ 9	2.0 (40)
Affective Disorder	4–16	7.90 (2.37)	≥ 12	7.0 (131)
SSM	Yes/No	—	—	0.4 (8)
Hypersomnia	Yes/No	—	—	4.0 (68)
*IDF	5–28	12.67 (4.11)	≥ 15	—
Total no. of poor sleep practices	6–23	9.14 (2.09)		
		% rather much/very much		
Bedroom—Too Light	1–4	1.28 (0.61)	4 (75)	
Bedroom—Too Noisy	1–4	1.24 (0.53)	3 (55)	
Alcohol at Night	1–4	1.42 (0.62)	5 (89)	
Smoke at Night	1–4	1.25 (0.65)	6 (121)	
Other Substances	1–4	1.22 (0.58)	4 (75)	
Feel Sad	1–4	1.47 (0.64)	6 (100)	
No Pleasure	1–4	1.29 (0.58)	4 (82)	

Note. Range: 1 (not nearly enough) to 10 (ideal amount).

\*Risk for each disorder based on cutpoint for that disorder's scale and cutpoint for the Impact on Daytime Functioning (IDF) scale.

fewer poor sleep hygiene practices than did white students ( $M = 9.31$ ,  $SD = 2.10$ ).

There were no gender differences in the percentages at risk for OSA, CRDs, or hypersomnia (Table 2). Females were at greater risk for RLS/PLMD, insomnia, affective disorder, nightmares, and having at least one sleep disorder.

An ANOVA examined whether having any sleep disorder (no disorders versus at least one sleep disorder) was associated with GPA. Those who reported no sleep disorder had a higher GPA ( $M = 2.82$ ,  $SD = .88$ ) than did those who reported at least one sleep disorder ( $M = 2.65$ ,  $SD = .99$ ),  $F(1, 1842) = 15.17$ ,  $p < .01$ ,  $\eta_p^2 = .01$ . Self-identified morning people had a higher GPA ( $M = 2.90$ ,  $SD = .84$ ) than did evening people ( $M = 2.72$ ,  $SD = .93$ ),  $t(1842) = 3.56$ ,  $p < .01$ . In response to a statement "I generally sleep badly,"

those who indicated this described them "very much" had a significantly lower GPA ( $M = 2.35$ ,  $SD = 1.10$ ) than those who indicated it was "rather much" ( $M = 2.71$ ,  $SD = .79$ ), "somewhat" ( $M = 2.75$ ,  $SD = .97$ ), or "not at all" ( $M = 2.82$ ,  $SD = .88$ ) true of themselves,  $F(3, 1836) = 7.32$ ,  $p < .01$ .

Grade point average was significantly but weakly correlated with amount of sleep prior to school/work ( $r = .12$ ,  $p < .01$ ), and with the difference score ( $r = -.06$ ,  $p < .05$ ), indicating that students who got more sleep before school/work and those who reported more consistent sleep schedules had higher grades. Although significant, these correlations are still small, and should be interpreted cautiously.

Another way to characterize the "real-world" associations between potential sleep disorders and GPA is to examine numbers of students at risk for a sleep disorder who are

**TABLE 2. Percent Male and Female Students at Risk for Each Sleep Disorder**

	Male ( <i>N</i> = 542)	Female ( <i>N</i> = 1303)	$\chi^2(1)$	$\phi$
OSA	3 (16)	4 (58)	2.24	.04
PLMD/RLS	6 (31)	9 (121)	6.44*	.06
Insomnia	8 (44)	14 (182)	12.19**	.08
Affective disorder	4 (21)	8 (110)	12.11**	.08
CRDs	7 (37)	7 (97)	0.22	.01
Nightmares	1 (6)	3 (34)	4.07*	.05
Hypersomnia	4 (19)	4 (49)	0.07	.01
≥1 disorder	23 (125)	29 (379)	7.00**	.06

\*\* $p < .01$ ; \* $p < .05$ .

**TABLE 3. Percent Students at Risk for Each Sleep Disorder Who Are Also at Academic Risk (GPA < 2.0) and  $\chi^2$  Comparisons to Students With GPA  $\geq$  2.0**

	% at academic risk (N)	$\chi^2$	$\phi$
OSA	30 (22)	10.70**	.08
PLMD/RLS	21 (32)	3.07 <sup>#</sup>	.04
Insomnia	22 (49)	6.24*	.06
Affective disorder	19 (25)	1.05	.02
CRDs	26 (35)	10.87**	.08
Hypersomnia	21 (14)	1.08	.02
$\geq$ 1 disorder among			
Total sample	22 (110)	17.37**	.10
Males	21 (26)	1.87	-.06
Females	22 (84)	16.84**	-.11
African Americans	38 (32)	6.14*	-.14
White	18 (61)	10.20**	.09

\*\* $p < .01$ ; \* $p < .05$ ; <sup>#</sup> $p < .10$ .

also at risk academically. At this institution, students must maintain a 2.0 GPA. If they fall below that they are put on academic probation and, unless the GPA improves over the next semester, expelled. A significant number of students at risk for OSA, insomnia, or CRDs were also in academic peril (Table 3). Individuals at risk for at least one disorder were significantly overrepresented in the group with a GPA < 2.0. This disparity was most apparent among female students. African American and white students at risk for a sleep disorder were at equal risk academically.

### COMMENT

Seventy million Americans (~23%) are reported to have some type of sleep disorder.<sup>16</sup> The 27% reported by this sample is in line with that estimate. Prevalence for each sleep disorder in this sample was consistent with those reported in the literature, with one glaring exception. Narcolepsy likely affects <1% of adults.<sup>17</sup> The finding that 16% of students were at risk for narcolepsy is high. There was no reason to assume that this sample was at any greater risk than similar ones, although this possibility cannot be ruled out. The anomaly could be due to some characteristic of the Narcolepsy scale on this questionnaire. Spormaker et al<sup>15</sup> noted that the Narcolepsy scale was the most problematic, with one of its items loading on the IDF scale, and another loading on both Narcolepsy and Nightmares scales. The Narcolepsy scale for this sample may be conflated with other sleep disorders. This argument is strengthened by the fact that all 89% of students who were at risk for narcolepsy were also at risk for at least one other disorder. Arguing against overinclusion, however, is the finding in the validation study of a specificity score of .86, but a sensitivity score of just .67 for the Narcolepsy scale, suggesting that the scale did a good job of excluding

those who *did not* have narcolepsy, but did less well at identifying those who *did* have narcolepsy. If anything, narcolepsy should have been underestimated.

Students at risk for OSA were overrepresented within students with a GPA < 2.0, as were those at risk for insomnia, CRDs, or at least one sleep disorder. Why female, African American, and white students had the greatest connection between risk for a sleep disorder and lowered GPA is not clear. Future research will need to examine group differences in severity of sleep disorders and comorbid risk factors.

A number of mechanisms may explain the relation between sleep disorders and academic performance. An obvious one is daytime sleepiness, with lowered levels of attention,<sup>18</sup> and impaired memory and decision making.<sup>19</sup> If daytime sleepiness was the only culprit, however, it is not clear why the same relation with academic performance was not found for PLMD/RLS or hypersomnia. It is possible that students with these disorders were less sleepy than other groups; however, in the absence of a measure of sleepiness, we cannot speculate on relative degrees of daytime sleepiness associated with risk for these disorders.

Adequate, uninterrupted sleep may optimize learning and cognitive functioning. Sleep appears to play an important, although not well-understood, role in memory consolidation.<sup>20</sup> Sleep after study promotes integration of newly acquired material with existing memories. Untreated sleep disorders, therefore, may hamper a student's ability to learn new material well. Obstructive sleep apnea has been associated with cognitive deficits,<sup>21</sup> and treatment of OSA may<sup>21</sup> or may not<sup>22</sup> improve cognition. Less directly, poor sleep might impact learning by means of reduced motivation, compromised health, or depressed mood.

In the current sample, race/ethnicity did not produce significant differences in risk for sleep disorders. Although some studies have found Caucasians to be at greater risk for RLS/PLMD, others have found no race differences.<sup>23</sup> African Americans have been reported to be at greater risk for OSA.<sup>24</sup> It may be that race/ethnic differences in sleep disorders were not found in the present study because college students are not representative of adults in general. For example, they may have more ready access to health care. Because of the lack of consensus in the literature about race/ethnic differences in prevalence of sleep disorders, the nonsignificant trends reported here, and the potential benefits of identifying those most at risk for specific sleep disorders, future research should further explore any race- or ethnicity-related differences in sleep disorders.

Females were at greater risk for RLS/PLMD, insomnia, affective disorder, nightmares, and more likely to be at risk for at least one sleep disorder. Other studies have found females to be at greater risk for RLS.<sup>25</sup> There could be several reasons for this, such as pregnancy, low iron levels (iron is an essential cofactor for the metabolism of dopamine),<sup>26</sup> or genetics.<sup>27</sup> Insomnia, affective disorders, and nightmares may represent co-occurring sleep and mood problems that are closely intertwined and likely transactional. Nightmares and short sleep duration are associated with suicidal behavior.<sup>28</sup>

Distress associated with nightmares predicts greater levels of psychological disturbance.<sup>29</sup> Women are more likely to report depression, anxiety, and nightmares, which are associated with stress and psychopathology.<sup>30</sup> Therefore, insomnia and nightmares might be related to depressive symptoms among women in this sample. This will need to be tested by future research.

Most students in this sample considered themselves to be evening people and reported insufficient sleep during the week, which they tried to make up on the weekends, resulting in a day-of-week discrepancy of almost 2.5 hours. These self-reported amounts of sleep need to be verified by objective measures such as actigraphy. Being an evening person, sleeping “badly,” getting less sleep, and having inconsistent bedtimes predict a lowered GPA. These behaviors may be modifiable (given sufficient motivation), and education about sleep hygiene may be useful, perhaps as part of an intervention package for students who are struggling academically.

Assuming an average basal sleep need of 8 hours per night,<sup>3</sup> the students in this sample, who reported a mean of 6.79 hours of sleep during their school/work week, lost 6.05 hours of sleep over 5 days. Even though they compensated by getting extra sleep on the weekends, this extra sleep (2.6 hours over a 2-day period) was not enough to compensate for the lost sleep during the week, resulting in a mounting sleep debt. Although there are individual differences in amount of sleep needed, the fact that 86% of the participants reported that waking up tired was somewhat, rather much, or very much true of them indicates that the majority of students were not getting adequate rest.

Identification and treatment of students with sleep disorders may produce benefits such as improved academic performance and better quality of life. If the findings reported here are representative, then sleep screening and treatment among college students may be of great benefit, particularly among individuals at risk for academic failure.

Diagnosis and treatment of sleep disorders could lead to increased or more consolidated sleep in young adults, and may improve cognition and mood. When 15 college students were asked to sleep as much as possible at night during the sleep-extension phase of one study,<sup>30</sup> daytime sleepiness decreased, and reaction time, mood, and fatigue improved, despite the fact that participants had reported little daytime sleepiness prior to the extension phase. Additional research is needed to determine whether treating sleep disorders translates into improved academic performance and/or quality of life.

A few universities have tried interventions intended to improve sleep. Although several studies emphasize a need to educate college students about good sleep hygiene, it is not established that this will change sleep behavior or daytime outcomes. Tsai and Li<sup>31</sup> evaluated the effectiveness of a 2-credit course on sleep management. Lectures, group discussion, and self-evaluation were used to educate 241 college students about sleep hygiene, resulting in improved sleep quality, but not sleep patterns. The authors concluded that the course had only a mild impact on sleep behaviors. Other

evidence, however, suggests that knowledge of sleep hygiene does impact sleep-related behavior, with increased knowledge of sleep hygiene resulting in better sleep practices, which, in turn, was associated with better sleep quality.<sup>32</sup> One reason for this discrepancy may be undetected and untreated sleep disorders. Education can highlight poor sleep practices, but cannot overcome a physiologically based sleep disorder. Future research can test the effectiveness of sleep education among those with no apparent risk for a sleep disorder.

In a best-case scenario, successful treatment of sleep disorders or improved sleep practices might increase GPAs, improving students' chances of staying in school and ultimately graduating. Although it is reasonable to expect that a successfully treated sleep disorder will contribute to academic success, a cause-and-effect relationship has not been established. Given the potential prevalence of sleep disorders, careful study is needed. Extrapolating from the percentages obtained from this sample, 6,575 students in this institution might be at risk for a sleep disorder, with 1,446 of the 6,575 already in academic trouble. Obviously, there are many other factors that could influence grades, retention, and graduation rates that are unrelated to sleep. However, it seems reasonable for colleges to consider adding sleep screening and intervention early in students' academic experience in an effort to improve student health as well as retention and graduation rates. Sleep screening is low-cost and easy to implement. Follow-up plans to direct at-risk students to sleep labs accredited by the American Academy of Sleep Medicine would need to be developed. Large-scale screening and referral of entering college students, and any related outcomes, need to be examined in a prospective study.

Few large-scale studies have examined patterns of risk for sleep disorders among college students in light of gender, race, and academic success. One strength of the current study is the use of a survey that was validated for this population. GPA was actual rather than self-reported and was current as of the end of the semester in which the survey was taken. No survey, however, can take the place of diagnosis by a sleep physician. Although the survey results could identify participants at risk for a sleep disorder, it was not known whether they had a diagnosable disorder. In addition, factors unrelated to sleep almost certainly influenced GPA. Another limitation of the study was the inflated Narcolepsy scale. Further validation of this scale is needed.

This report is an initial look at an understudied population. It raises issues that require additional study, especially with regard to the actual prevalence of sleep disorders among college students as a group as well as among subgroups; effective approaches to screening for sleep disorders; the academic, social, and health outcomes of identifying and treating sleep disorders; and effective means of promoting sleep awareness and good sleep practices among college students. Given cultural differences in beliefs about and patterns of sleep,<sup>33</sup> interventions for sleep practices may need to be culture specific. Online surveys offer a practical approach to screening large numbers of students, but plans must be in place to notify students who are at risk for a sleep disorder

and to direct them to an appropriate physician. Information about good sleep practices could be integrated into freshmen seminars or introductory meetings. Producing a fundamental change in sleep-related behavior and attitudes, however, is a much more daunting task. The length and content of effective interventions will need to be established. Identifying and treating sleep disorders will likely be simpler than convincing a student to practice good sleep hygiene.

In summary, these data indicate a substantial number of college students may be at risk for sleep disorders or poor sleep hygiene, and that sleep may impact academic success. Institutions of higher learning are concerned about student retention and graduation rates.<sup>34</sup> Twenty-seven percent of the present sample were at risk for at least one sleep disorder. Risk for a sleep disorder predicted GPA, which, in turn, predicts students' persistence in college.<sup>35</sup> Identification and successful resolution of sleep problems, therefore, might increase retention and graduation rates. Czeisler,<sup>36</sup> referring to businesses, stated that "[p]aying attention to sleep is the low-hanging fruit that could dramatically raise productivity." Perhaps the same will be true for academic productivity, although further study is needed to see the impact of treatments. It is worth the effort to identify and treat sleep disorders among college students in hopes of improving their overall health as well as their academic success.

## NOTE

For comments and further information, address correspondence to Dr Jane F. Gaultney, PhD, Department of Psychology, University of North Carolina at Charlotte, 9201 University City Boulevard, Charlotte, NC 28223, USA (e-mail: jgaultny@uncc.edu).

## REFERENCES

1. Yang C-M, Wu C-H, Hsieh M-H, Liu M-H, Lu F-W. Coping with sleep disturbances among young adults: a survey of first-year college students in Taiwan. *Behav Med*. 2003;29:133-138.
2. Carskadon MA, Acebo C, Jenni OG. Regulation of adolescent sleep: implications for behavior. *Ann NY Acad Sci*. 2004;1021:276-291.
3. National Sleep Foundation. Available at: <http://www.sleepfoundation.org/atf/cf/%7B120BADF0-669E-46D0-B46B-768D410B040E%7D/Key%20Messages%20and%20Talking%20Points.pdf>. Accessed January 3, 2008.
4. Wolfson AR, Carskadon MA. Understanding adolescents' sleep patterns and school performance: a critical appraisal. *Sleep Med Rev*. 2003;7:491-506.
5. American Academy of Sleep Medicine. *International Classification of Sleep Disorders: Diagnostic and Coding Manual*. 2nd ed. Westchester, IL: AASM; 2005.
6. Pagel JF, Forister N, Kwiatkowi C. Adolescent sleep disturbance and school performance: the confounding variable of socioeconomic status. *J Clin Sleep Med*. 2007;15:19-23.
7. Cummings P, Koepsell TD, Moffat JM, Rivara FP. Drowsiness, counter-measures to drowsiness, and the risk of a motor vehicle crash. *Inj Prev*. 2001;7:194-199.
8. O'Brien EM, Mindell JA. Sleep and risk-taking behavior in adolescents. *Behav Sleep Med*. 2005;3:113-133.
9. Carney CE, Edinger JD, Meyer B, et al. Daily activities and sleep quality in college students. *Chronobiol Int*. 2006;23:623-637.
10. Smaldone A, Honig JC, Byrne MW. Sleepless in America: inadequate sleep and relationships to health and well-being of our nation's children. *Pediatrics*. 2007;119:S29-S37.
11. Howell AJ, Jahrig JC, Powell RA. Sleep quality, sleep propensity and academic performance preview. *Percept Mot Skills*. 2004;99:525-535.
12. Engle-Friedman M, Riela S, Golan R, et al. The effect of sleep loss on next day effort. *J Sleep Res*. 2003;12:113-124.
13. Avidan AY. Sleep disorders in the older patient. *Primary Care*. 2005;32:563-586.
14. Patel M, Tran D, Chakrabarti A, Vasquez A, Gilbert P, Davidson T. Prevalence of snoring in college students. *J Am Coll Health*. 2008;57:45-52.
15. Spoomaker VI, Verbeek I, Van Den Bout J, Klip EC. Initial validation of the SLEEP-50 questionnaire. *Behav Sleep Med*. 2005;3:227-246.
16. American Academy of Sleep Medicine. Sleep disorders. Available at: <http://www.sleepeducation.com/Disorders.aspx>. Accessed April 16, 2009.
17. Longstreth WT, Koepsell TD, Ton TG, Hendrickson AF, van Belle G. The epidemiology of narcolepsy. *Sleep*. 2007;30:13-26.
18. Kamdar BB, Kaplan KA, Kezirian EJ, Dement WC. The impact of extended sleep on daytime alertness, vigilance, and mood. *Sleep Med*. 2004;5:441-448.
19. Killgore WDS, William DS, Lipizzi EL, Kamimori GH, Balkin TJ. Caffeine effects on risky decision making after 75 hours of sleep deprivation. *Aviat Space Env Med*. 2007;78:957-962.
20. Smith C. Sleep states and memory processes in humans: procedural versus declarative memory systems. *Sleep Med Rev*. 2001;5:491-506.
21. Alchanatis M, Zias N, Deligiorgis N, Amfilochiou A, Dionellis G, Orphanidou D. Sleep apnea-related cognitive deficits and intelligence: an implication of cognitive reserve theory. *J Sleep Res*. 2005;14:69-75.
22. Gozal D, Pope DW Jr. Snoring during early childhood and academic performance at age thirteen to fourteen years. *Pediatrics*. 2001;107:1394-1399.
23. Lee HB, Hening WA, Allen RP, Earley CJ, Eaton WW, Lyketsos CG. Race and restless legs syndrome symptoms in an adult community sample in east Baltimore. *Sleep Med*. 2006;7:642-645.
24. O'Brien LM, Holbrook CR, Faye Jones V, Gozal D. Ethnic difference in periodic limb movements in children. *Sleep Med*. 2007;8:240-246.
25. Garcia-Borreguero D, Egatz R, Winkelmann J, Berger K. Epidemiology of restless legs syndrome: the current status. *Sleep Med Rev*. 2006;10:153-167.
26. Djokanovic N, Garcia-Bournissen, F, Koren, G. Medications for restless legs syndrome in pregnancy. *J Obstet Gynaecol*. 2008;30:505-507.
27. Bentley A, Rosman KD, Mitchell D. Gender differences in the presentation of subjects with restless legs syndrome. *Sleep Med*. 2006;7:37-41.
28. Liu X. Sleep and adolescent suicidal behavior. *Sleep*. 2004;27:1351-1358.
29. Levin R, Fireman G. Nightmare prevalence, nightmare distress, and self-reported psychological disturbance. *Sleep*. 2002;25:205-212.
30. Kamdar BB, Kaplan KA, Kezirian EF, Dement WC. The impact of extended sleep on daytime alertness, vigilance, and mood. *Sleep Med*. 2004;5:441-448.
31. Tsai LL, Li SP. Sleep education in college: a preliminary study. *Percept Mot Skills*. 2004;99:837-848.
32. Brown FC, Buboltz WC, Soper B. Relationship of sleep hygiene awareness, sleep hygiene practices, and sleep quality in university students. *Behav Med*. 2002;28:33-38.

33. Jenni OG, O'Connor BB. Children's sleep: an interplay between culture and biology. *Pediatrics*. 2005;115(1) (suppl P):204-216.

34. Noble K, Flynn NT, Lee JD, Hilton D. Predicting successful college experiences: evidence from a first year retention program. *J Coll Student Retent Res Theory Pract*. 2007;9:39-60.

35. Hawley TH, Harris TA. Student characteristics related to persistence for first-year community college students. *J Coll Student Retent Res Theory Pract*. 2005;7:117-142.

36. Czeisler C. National Sleep Foundation Web site. Available at: [http://www.sleepfoundation.org/site/c.huIXKjM0IxF/b.2417141/k.2E30/The\\_National\\_Sleep\\_Foundation.htm](http://www.sleepfoundation.org/site/c.huIXKjM0IxF/b.2417141/k.2E30/The_National_Sleep_Foundation.htm) Published 2007. Accessed January 16, 2007.

JOURNAL OF  
**American College**  
HEALTH

## Executive Editors



**Reginald Fennell, PhD, CHES, FACHA, EMT-P**

Dr Fennell is a professor of health education at Miami University in Oxford, Ohio, in the Department of Kinesiology and Health. He earned his PhD in health education from The Ohio State University and his undergraduate and master's degrees from North Carolina State University. His scholarly focus is on health education and human sexuality education, with an emphasis on HIV/AIDS. He developed—and since 2001 has served as the director of—a 5-week study abroad program in international health, based in France and Switzerland. Dr. Fennell is a past president of the American College Health Association.

**Ted W. Grace, MD, MPH**

Dr Grace earned his undergraduate and MD degrees from Ohio State University and his MPH degree from San Diego State University, where he also completed a fellowship in college health administration. Afterward, he served as the Medical Director at San Diego State's student health center for 3 years, followed by the Director of Student Health Services at Ohio State University for 15 years. In July 2008, he became the Director of the Student Health Center at Southern Illinois University Carbondale. Dr Grace is a Fellow of the American College of Physicians, American Academy of Family Practice, American College of Preventive Medicine, and American College Health Association.



**Teri Aronowitz, PhD, APRN, FNP-BC**

Dr Aronowitz is a Family Nurse Practitioner at Boston University Student Health Services in Boston, Mass. She earned her PhD Nursing from the University of Rochester with a focus on adolescent and sexual health. Her master's degree is from University of Mass at Amherst and undergraduate degree from Vermont College. She attended Indiana University for a post-doctoral summer internship at the Kinsey Institute. She has practiced as a nurse practitioner in a variety of settings, primarily in urban settings. Her clinical and research interest focuses on primary care and promoting sexual health.