

 Open access • Journal Article • DOI:10.1017/S0033291717002215

The prevalence of suicidal thoughts and behaviours among college students: a meta-analysis. — [Source link](#)

Philippe Mortier, Pim Cuijpers, Glenn Kiekens, Randy P. Auerbach ...+5 more authors





Institutions: Katholieke Universiteit Leuven, VU University Amsterdam, Harvard University, Boston University

Published on: 14 Aug 2017 - Psychological Medicine (Cambridge University Press)

Topics: Suicidal ideation

Related papers:

- [Mental disorders among college students in the World Health Organization World Mental Health Surveys.](#)
- [The Suicidal Behaviors Questionnaire-Revised \(SBQ-R\): validation with clinical and nonclinical samples](#)
- [WHO World Mental Health Surveys International College Student Project: Prevalence and distribution of mental disorders.](#)
- [Risk factors for suicidal thoughts and behaviors: A meta-analysis of 50 years of research.](#)
- [A systematic review of studies of depression prevalence in university students.](#)

Share this paper:    

View more about this paper here: <https://typeset.io/papers/the-prevalence-of-suicidal-thoughts-and-behaviours-among-48vuf8je1q>

VU Research Portal

The prevalence of suicidal thoughts and behaviours among college students

Mortier , P.; Cuijpers, P.; Kiekens , G.; Auerbach, R.P.; Demyttenaere, K.; Green, J.G.; Kessler, R.C.; Nock , M.K.; Bruffaerts, R

published in

Psychological Medicine
2018

DOI (link to publisher)

[10.1017/S0033291717002215](https://doi.org/10.1017/S0033291717002215)

document version

Publisher's PDF, also known as Version of record

document license

Article 25fa Dutch Copyright Act

[Link to publication in VU Research Portal](#)

citation for published version (APA)

Mortier , P., Cuijpers, P., Kiekens , G., Auerbach, R. P., Demyttenaere, K., Green, J. G., Kessler, R. C., Nock , M. K., & Bruffaerts, R. (2018). The prevalence of suicidal thoughts and behaviours among college students: A meta-analysis. *Psychological Medicine*, 48(4), 554-565. <https://doi.org/10.1017/S0033291717002215>

General rights

Copyright and moral rights for the publications made accessible in the public portal are retained by the authors and/or other copyright owners and it is a condition of accessing publications that users recognise and abide by the legal requirements associated with these rights.

- Users may download and print one copy of any publication from the public portal for the purpose of private study or research.
- You may not further distribute the material or use it for any profit-making activity or commercial gain
- You may freely distribute the URL identifying the publication in the public portal ?

Take down policy

If you believe that this document breaches copyright please contact us providing details, and we will remove access to the work immediately and investigate your claim.

E-mail address:

vuresearchportal.ub@vu.nl

The prevalence of suicidal thoughts and behaviours among college students: a meta-analysis

P. Mortier^{1*}, P. Cuijpers², G. Kiekens¹, R. P. Auerbach^{3,4}, K. Demyttenaere¹, J. G. Green⁵,
R. C. Kessler⁶, M. K. Nock⁷ and R. Bruffaerts¹

¹Research Group Psychiatry, Department of Neurosciences, KU Leuven University, Leuven, Belgium

²Department of Clinical, Neuro and Developmental Psychology, Vrije Universiteit Amsterdam, the Netherlands

³Department of Psychiatry, Harvard Medical School, Boston, MA, USA

⁴Center for Depression, Anxiety and Stress Research, McLean Hospital, Belmont, MA, USA

⁵School of Education, Boston University, Boston, MA, USA

⁶Department of Health Care Policy, Harvard Medical School, Harvard University, Boston, MA, USA

⁷Department of Psychology, Harvard University, Cambridge, MA, USA

Background. Adolescence and young adulthood carry risk for suicidal thoughts and behaviours (STB). An increasing subpopulation of young people consists of college students. STB prevalence estimates among college students vary widely, precluding a validated point of reference. In addition, little is known on predictors for between-study heterogeneity in STB prevalence.

Methods. A systematic literature search identified 36 college student samples that were assessed for STB outcomes, representing a total of 634 662 students [median sample size = 2082 (IQR 353–5200); median response rate = 74% (IQR 37–89%)]. We used random-effects meta-analyses to obtain pooled STB prevalence estimates, and multivariate meta-regression models to identify predictors of between-study heterogeneity.

Results. Pooled prevalence estimates of lifetime suicidal ideation, plans, and attempts were 22.3% [95% confidence interval (CI) 19.5–25.3%], 6.1% (95% CI 4.8–7.7%), and 3.2% (95% CI 2.2–4.5%), respectively. For 12-month prevalence, this was 10.6% (95% CI 9.1–12.3%), 3.0% (95% CI 2.1–4.0%), and 1.2% (95% CI 0.8–1.6%), respectively. Measures of heterogeneity were high for all outcomes ($I^2 = 93.2$ – 99.9%), indicating substantial between-study heterogeneity not due to sampling error. Pooled estimates were generally higher for females, as compared with males (risk ratios in the range 1.12–1.67). Higher STB estimates were also found in samples with lower response rates, when using broad definitions of suicidality, and in samples from Asia.

Conclusions. Based on the currently available evidence, STB seem to be common among college students. Future studies should: (1) incorporate refusal conversion strategies to obtain adequate response rates, and (2) use more fine-grained measures to assess suicidal ideation.

Received 19 April 2017; Revised 7 July 2017; Accepted 11 July 2017; First published online 14 August 2017

Key words: between-study heterogeneity, college students, meta-analysis, multivariate meta-regression models, prevalence, random-effects meta-analysis, suicidal thoughts and behaviours, suicide.

Introduction

Suicide is the second leading cause of death worldwide for individuals aged 15–29 years [World Health Organization (WHO), 2016], and a growing subpopulation of these young people consists of college students (Organisation for Economic Co-operation & Development, 2012). Related to this, an increasing amount of research has focused on suicidal thoughts and behaviours (STB; i.e. suicidal ideation, suicide

plans, and suicide attempts) among college students. This is important, as in addition to being risk factors for suicide (Ribeiro *et al.* 2016), STB are also markers of extreme psychological distress (Garlow *et al.* 2008), are associated with low educational attainment (Mortier *et al.* 2015; De Luca *et al.* 2016), and are linked to reduced rates of professional help-seeking for mental health problems (Hom *et al.* 2015). In addition, various long-term adverse outcomes, such as persistent mental and physical health problems, unemployment, loneliness, and low life satisfaction are associated with STB (Goldman-Mellor *et al.* 2014).

One important issue in ongoing research is that prevalence estimates of STB in surveys of college students vary widely. Published estimates of lifetime

* Address for correspondence: P. Mortier, M.D., Research Group Psychiatry, Department of Neurosciences, KU Leuven University, Herestraat 49, Leuven, Belgium.
(Email: philippe.mortier@uzleuven.be)

suicidal ideation prevalence are in the 8.1–53.0% range (Drum *et al.* 2009; Paul *et al.* 2015), and of lifetime suicide attempts 1.0–11.2% (Engin *et al.* 2009; Wang *et al.* 2014), precluding a validated point of reference. Possible explanations include study methodological differences (Barendregt *et al.* 2013), true differences in prevalence according to geographical location (Marusic, 2005), sociodemographic differences (Nock *et al.* 2013), differences in exposure to STB risk factors (Kraemer *et al.* 1998), and differences in college-specific factors (Eisenberg *et al.* 2013). Two previous studies have addressed this issue by applying meta-analytical techniques to a large number of systematically searched college student samples (Li *et al.* 2014; Yang *et al.* 2015). However, these studies were restricted to samples recruited in China. Consequently, the exact magnitude of STB among college students around the world is currently unknown.

The primary objective of this study is to obtain pooled prevalence estimates of STB among college students worldwide. In order to ensure the representativeness of our findings, we restricted our search to student samples that were recruited by probability sampling methods (Groves *et al.* 2004a). This approach is warranted to avoid overrepresentation of data from so-called participant pools of (psychology or sociology) students who participate in research in exchange for course credit (Henrich *et al.* 2010). A secondary objective of this meta-analysis is to explore the heterogeneity in worldwide STB prevalence estimates according to relevant sample and study characteristics.

Methods

We conducted a meta-analysis of published reports that include prevalence estimates of STB among college students. Established guidelines for conducting systematic reviews and meta-analyses in epidemiology (Stroup *et al.* 2000) and mental health research (Cuijpers, 2016) were utilized.

Identification and selection of studies

A systematic review of the literature was conducted to identify English language papers that reported the lifetime or 12-month prevalence of STB (i.e. suicidal ideation, suicide plans, and/or suicide attempts) among college students. The following databases were searched (1980–2016): CINAHL, EMBASE, MEDLINE (through PubMed), PSYCINFO, and WEB OF SCIENCE. Protocol details for this systematic review were registered on PROSPERO (see: www.crd.york.ac.uk/PROSPERO/display_record.asp?ID=CRD42012003288). An overview of search terms is provided in the online Supplementary Materials 1. Primary search terms included ('students'

OR 'college students' OR 'higher education' OR ...) AND ('epidemiology' OR 'prevalence' OR 'occurrence' OR ...) AND ('suicid*'). Studies were included if they met all of the following criteria:

- (1) The study reported lifetime or 12-month prevalence of suicidal ideation, plans, and/or attempts.
- (2) The sample consisted of students enrolled in post-secondary education (i.e. college/university).
- (3) Participants were recruited through a probability sampling mechanism (random or census sampling). In multi-campus studies, no restriction was placed on the sampling method of the institutions (this means that we did not require that the institutions themselves were sampled at random; however, students within each institution had to be recruited using a probability sampling mechanism).

The following studies were excluded:

- (1) Qualitative, clinical, and psychometric studies.
- (2) Studies with sample sizes <100. This was done to avoid excess between-study heterogeneity in sample estimates, given the relatively uncommon nature of STB.

References of included papers were hand-searched for further studies. Authors of the included studies were contacted by e-mail with a request to provide missing information, and were asked for any additional studies to be included in the meta-analysis. College mental health studies with multiple published reports were contacted to provide the most recent data on the full sample. The initial searches and shortlisting were undertaken by M.P. Subsequent searches and checking were completed by M.P., K.G., and B.R. Disagreements pertaining to study inclusion were resolved through consensus.

Data collected

Based on a preliminary exploration of the included studies, the following study and sample characteristics were extracted:

- (1) The number of events (i.e. the absolute number of students that reported the outcome of interest), and the total sample size. If no absolute number of events could be obtained, this was calculated by multiplying the reported proportion with the total sample size. Whenever available, the sample size adjusted for missing data was used. If weights were applied upon the data, we used the weighted frequencies and/or proportions.
- (2) The sample size and response rate of the study as reported by the authors.
- (3) The gender distribution of the sample.

- (4) The average age of the sample.
- (5) Whether the sample consisted of (under)graduate students, or both.
- (6) The geographical location of the included institutions in the study (i.e. North-American continent, Asia, Europe, and the African continent).
- (7) The instrument used to assess suicidality, including the exact phrasing of how suicidality was assessed.

Data quality assessment

The methodological quality of the included studies was evaluated using the modified Newcastle–Ottawa Scale (Stang, 2010; Mata et al. 2015), which assesses sample representativeness and size, respondent/non-respondent comparability, measures used to assess STB, and descriptive statistics of the study population. Scores range from 0 to 5; full details regarding scoring are provided in online Supplementary Materials 2.

Statistical analysis

The meta() package available for R (Schwarzer, 2016) was used for all analyses. A random-effects model for the meta-analysis was chosen *a priori*, as we did not assume that the true population prevalence of STB was equal across studies (due to both study methodological differences as well as true differences in STB prevalence between college student populations). Random effects, random effect variance, and between-study variance (τ^2) was calculated through the method of moments estimate by DerSimonian and Laird (DerSimonian & Laird, 1986). The Freeman–Tuckey variant of the arcsine square root transformation of proportions was used to avoid variance instability when handling proportions close to zero (Barendregt et al. 2013; Trikalinos et al. 2013). Between-study heterogeneity is reported by Higgins' and Thompson's I^2 (which is interpreted as the percentage of variability in STB prevalence estimates attributable to heterogeneity between studies rather than sampling error). Forest and funnel plots were created, and publication bias was assessed by Egger's regression test and Begg–Mazumdar's rank correlation test for funnel plot asymmetry. To evaluate the influence of each included study on the pooled prevalence estimates, sensitivity analyses were conducted using the leave-one-out method, i.e. iteratively leaving out one study each time and repeating the analysis (Bartoli et al. 2016). Multivariate meta-regression was used to investigate the between-study heterogeneity in STB prevalence estimates according to sample and study characteristics (i.e. sample gender distribution, mean sample age, geographical location, undergraduate-

graduate status, study quality, and response rate). To avoid over-fit of the meta-regression models, manual backward elimination was used by each time dropping the least significant predictor until the most parsimonious models remained, i.e. those including significant predictors only. Finally, meta-analysis of risk ratios was performed to study the female *v.* male prevalence ratio for the different STB outcomes.

Results

Literature search

The flowchart of the systematic literature search is presented in Fig. 1. We identified 36 college student samples that met the inclusion criteria (online Supplementary Materials 3), representing a total population size of 634 662 students. A total of 25 samples were surveyed on lifetime suicidal ideation, eight samples on lifetime suicide plans, and 21 samples on lifetime suicide attempts; for 12-month STB outcomes there were 19, 8, and 14 samples, respectively. Of the included samples, 16 were recruited on the North-American continent (15 in the USA, one in Canada), 12 came from Asia, six from Europe, and one study reporting on two samples was conducted on the African continent (Uganda). The median sample size was 2082 (IQR = 353–5200). For response rate, sample percentage of females, and average age the median values were 74% (IQR = 37–89%), 56% (IQR = 50–63%), and 21.4 years (IQR = 20.0–22.8), respectively. A total of 15 samples consisted of undergraduate students, four samples of graduate students, and 11 samples of both undergraduate and graduate students (for six samples, this was unknown).

Bivariate association measures (online Supplementary Materials 4) between the extracted sample characteristics revealed that sample sizes correlated negatively with the obtained response rates (Spearman ρ = -0.514; p = 0.005). More specifically, the median response rate dropped to 63% (IQR 25–80%) for sample sizes >2500, and to 25% (IQR 24–74%) for sample sizes >5000. In addition, response rates correlated negatively with the sample percentage of females (Spearman ρ = -0.414; p = 0.032) and were lower in samples in the North-American continent as compared with both Asia (38% *v.* 86%; p = 0.002) and Europe (38% *v.* 90%; p = 0.005).

Pooled lifetime and 12-month STB prevalence estimates

Random effect prevalence estimates, presented in Table 1, ranged from 22.3% for lifetime suicidal ideation to 1.2% for 12-month suicide attempt. After extracting all measures used to assess STB across the included studies, including the exact phrasing of the

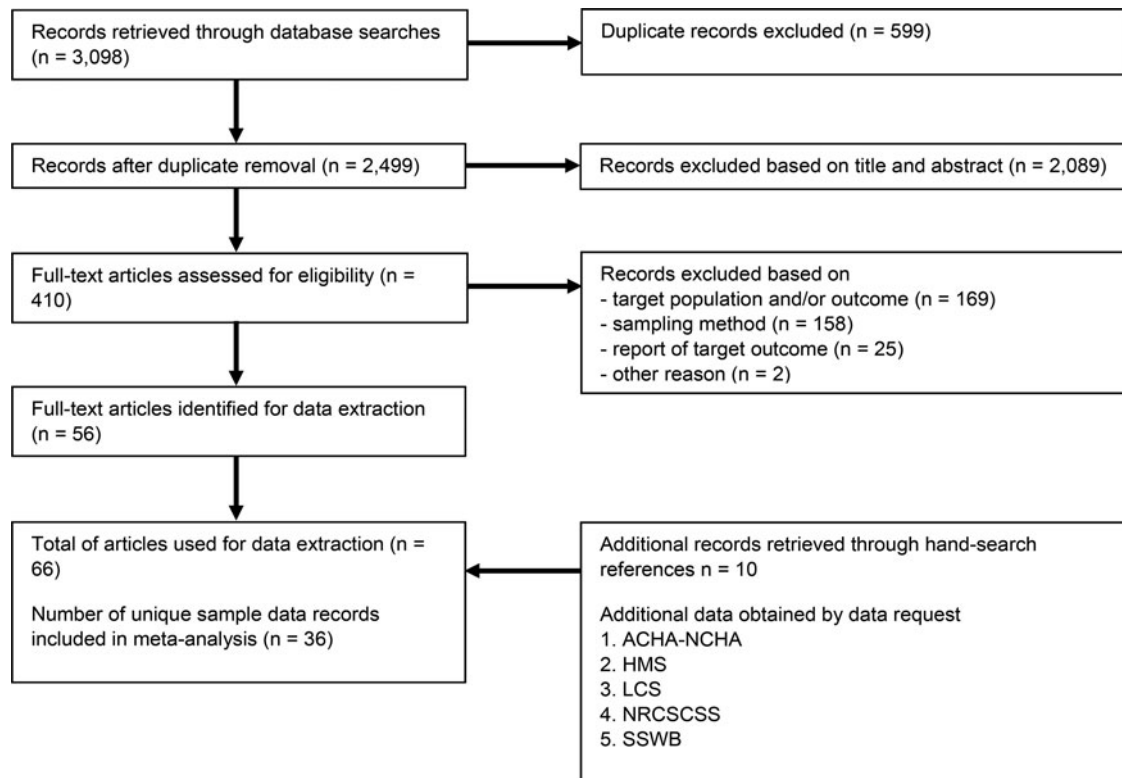


Fig. 1. Flow chart of the systematic review of the literature. ACHA–NCHA, American College Health Association – National College Health Assessment; HMS, Healthy Minds Study; LCS, Leuven College Surveys; NRCSCSS, National Research Consortium Survey of College Student Suicidality; SSWB, Survey of Student Wellbeing.

Table 1. Pooled random effect estimates of lifetime and 12-month STB prevalence among college students

		Prevalence		<i>I</i> ²	
	<i>n</i>	%	95% CI	%	95% CI
Lifetime					
Suicidal ideation	25	22.32	19.47–25.30	99.6	99.5–99.6
Broad	15	25.65	15.69–37.10	99.9	99.8–99.9
Narrow	13	15.30	12.96–17.8	99.5	99.4–99.6
Suicide plan(s)	8	6.14	4.78–7.65	93.2	88.9–95.8
Suicide attempt(s)	21	3.22	2.16–4.46	99.4	99.4–99.5
12-month					
Suicidal ideation	19	10.62	9.10–12.25	99.5	99.5–99.6
Broad	10	16.13	8.23–26.01	99.7	99.6–99.7
Narrow	11	6.72	5.95–7.54	98.7	98.4–99.0
Suicide plan(s)	8	2.98	2.08–4.03	99.0	98.7–99.2
Suicide attempt(s)	14	1.18	0.83–1.59	99.0	98.8–99.2

suicidality items, we decided to categorize suicidal ideation into ‘broad suicidal ideation’ (e.g. thoughts of taking your own life, thoughts of better being off death), and ‘narrow suicidal ideation’ (i.e. measures phrased as ‘seriously considering to commit suicide’ and measures that specifically differentiate between a

death wish and suicidal ideation). A full overview of studies categorized according to the specific phrasing of ideation is provided in online Supplementary Materials 3c. We did this to allow for a more fine-grained analysis in terms of ideation severity; this approach was supported by significant tests for

subgroup difference ($Q=8.60$; $df=1$; $p=0.003$ for lifetime suicidal ideation; $Q=30.89$; $df=1$; $p<0.001$ for 12-month suicidal ideation). Pooled estimates of broad and narrow suicidal ideation are included in Table 1. Note that confidence intervals are substantially less wide for narrow, as compared with broad ideation. Measures of heterogeneity were high for all outcomes ($I^2=93.2\text{--}99.9\%$), indicating substantial between-study heterogeneity in estimated proportions not due to sampling error. Forest plots for each STB outcome are provided in the online Supplementary Materials (5a–14a), as well as funnel plots and publication bias tests (5b–14b). Leave-one-out analyses (5c–14c) revealed that no single study had a substantial effect on the final pooled estimates.

Detailed data were available for a total of 23 samples (total population size = 559 691 students) that allowed us to compare pooled STB estimates according to gender and to estimate prevalence ratios (Table 2). We found that pooled estimates were consistently higher for females, as compared with males (RR range 1.12–1.67), except for lifetime suicide plans, where no significant difference was found. Very few studies provided detailed and/or comparable data that allowed for the pooling of STB estimates by the age or student status. In addition, no study included student data from more than one country or continent, precluding the direct comparison of STB prevalence by geographical location.

Multivariate meta-regression of pooled estimates

The multivariate meta-regression model for each STB outcome is presented in Table 3. Three principal findings emerged. First, samples including more females resulted in higher STB estimates for four to five of the eight outcomes (the effect for lifetime broad suicidal ideation trended toward significance; $p=0.074$). In detail, the increase in STB for an increase of 10% in sample percentage of females is expected to be in the range 0.03% for 12-month suicide attempt up to 2.9% for broad lifetime suicidal ideation, based on our model. Second, STB prevalence estimates were significantly higher in Asia, as compared with North-America, for five of the eight outcomes. Significant differences were estimated in the range 0.8–1.9% for lifetime STB, and 0.1–4.2% for 12-month STB. Third, higher response rates were independently associated with reduced prevalence estimates of lifetime and 12-month suicidal ideation, and lifetime suicide attempts (the effect for 12-month narrow suicidal ideation trended toward significance; $p=0.070$). The independent reduction in STB prevalence per 10% increase in response rate, however, was small (i.e. 0.0–0.1%).

Finally, we also estimated the difference in prevalence as a function of a broad *v.* narrow definition of suicidal ideation. We estimated that a narrower definition of suicidal ideation is associated with reductions of 3.6% (lifetime) and 6.1% (12-month) in prevalence estimates of suicidal ideation independent of other predictors (see online Supplementary Materials 15).

Discussion

Prevalence of college student STB worldwide

Based on currently available probability samples worldwide, we found that about one out of four college students have experienced some form of suicidal ideation, with almost 65% of those who have reporting experiencing it in the year prior to the assessment. When restricting to a more narrow definition of suicidal ideation, this was still the case for one out of six students, with about 45% of those students reporting it in the past year. As such, our study provides the first substantial meta-analytic evidence that young people attending colleges are at marked risk for STB. Indeed, the pooled estimates we obtained are consistently higher than figures from the general adult population (Hintikka *et al.* 1998; Kjoller & Helweg-Larsen, 2000; Ramberg & Wasserman, 2000; Renberg, 2001; Gunnell *et al.* 2004; Crawford *et al.* 2005; Bernal *et al.* 2007; Bromet *et al.* 2007; Nock *et al.* 2008a; 2012). In addition, STB transition proportions are in line with adult suicide research (Nock *et al.* 2008a), as considerable proportions of students with ideation also reported suicide plans (about 40–45%), or suicide attempts (about 20%). Overall, these findings reveal an important threat to our increasingly knowledge-driven global economy and to society's human capital in general (Organisation for Economic Co-operation & Development, 2013). It is therefore of pressing concern that currently available prevention interventions for college student suicidality are largely ineffective (Harrod *et al.* 2014), and our findings strongly endorse previous calls (Hunt & Eisenberg, 2010) to keep college mental health issues high on the research agenda.

It is unclear, however, whether college students are at increased risk compared with same-aged peers not in college. Only one study compared STB between these groups, and this study found *lower* rates of 12-month attempts among college students [0.9% *v.* 1.4%, respectively (Han *et al.* 2016)]. This result is in line with our pooled estimates being consistently lower when comparing with figures from adolescent samples (Evans *et al.* 2005; Sidhartha & Jena, 2006; Dervic *et al.* 2007; Waldrop *et al.* 2007; Nock *et al.* 2008b; 2012, 2013) or high school students worldwide (Hoffman & Marsiglia, 2014; Lowry *et al.* 2014;

Table 2. Pooled random effect estimates by gender

	Females				Males				Female:Male risk ratio				
	n	Prevalence		I ²	Prevalence		I ²	Estimate		Z test	p value		
		%	95% CI		%	95% CI		RR	95% CI				
Lifetime													
Suicidal ideation	14	20.73	17.13–24.59	99.5	99.5–99.6	15.5	12.05–19.26	99.4	99.3–99.5	1.29	1.22–1.36	8.58	<0.001
Broad	8	25.15	10.8–43.03	99.4	99.3–99.5	19.1	7.15–35.08	98.9	98.6–99.1	1.28	1.16–1.42	4.76	<0.001
Narrow	10	16.54	14.14–19.09	99.9	99.9–99.9	12.2	9.3–15.38	99.7	99.6–99.7	1.32	1.21–1.44	6.25	<0.001
Suicide plan(s)	6	7.23	5.72–8.9	99.8	99.8–99.9	5.7	4.03–7.64	99.5	99.4–99.6	1.26	1.06–1.51	2.57	0.010
Suicide attempt(s)	14	4.07	2.82–5.52	99.1	98.8–99.2	2.3	1.16–3.73	97.7	96.8–98.3	1.67	1.43–1.95	6.57	<0.001
12-month													
Suicidal ideation	13	8.61	6.79–10.61	99.3	99.1–99.4	7.5	5.9–9.21	97.4	96.4–98.2	1.12	1.07–1.18	4.51	<0.001
Broad	6	14.14	3.58–29.94	84.1	66.9–92.3	13.2	3.31–27.82	98.4	97.8–98.9	1.17	1.05–1.29	2.89	0.004
Narrow	9	7.37	6.51–8.29	88.4	77.2–94.1	6.2	5.23–7.18	97.4	96.1–98.2	1.13	1.06–1.2	3.94	<0.001
Suicide plan(s)	7	2.95	1.67–4.56	99.1	98.9–99.2	2.9	1.65–4.51	98.5	98.1–98.8	1.04	0.87–1.24	0.43	0.667
Suicide attempt(s)	10	1.26	0.82–1.8	99.0	98.8–99.2	1.0	0.57–1.58	98.2	97.7–98.7	1.24	1.05–1.47	2.55	0.011

Note: Significant p values ($\alpha = 0.05$) are marked in bold.

Benatov *et al.* 2017; Chan *et al.* 2017; Lee & Shin, 2017), which was the case for both lifetime and 12-month prevalence rates. Selection effects at college entrance (Fletcher, 2010) may, in part, account for these differences, as early-onset adverse mental health is linked with lower educational attainment, including the failure to enter college (Breslau *et al.* 2008; Mojtabai *et al.* 2015; Mortier *et al.* 2015). Selection effects during college are also likely to be relevant, as 12-month mental disorders are especially high among college attriters (Auerbach *et al.* 2016), a subgroup potentially underrepresented in college mental health surveys. Another explanation may be differential rates in disclosure of STB. While this remains to be investigated, several findings point towards that direction: the high rates of college students that would not disclose depression to primary care providers (Meyer *et al.* 2016), the preference of college students to seek help from friends or family, as opposed to professionals (Arria *et al.* 2011), mandatory referrals when disclosing STB in some surveys (Wilcox *et al.* 2010), and campus policies in which students with STB are barred from campus (Appelbaum, 2006).

Whether being enrolled in college has a true protective effect on the onset of STB remains an open question. Natural experiments based on compulsory schooling laws have found significant reductions in the prevalence of depression in the general population (Chevalier & Feinstein, 2007; Crespo *et al.* 2013). In addition, studies using propensity score methods have documented protective effects of college education on self-rated health (Bauldry, 2014), and cardiovascular health and mortality (Schafer *et al.* 2013) after the college years. Whereas these studies provide evidence for an association between obtaining a college degree and beneficial outcomes in later life, the *direct* causal effect of being in college on mental health – including STB – remains unstudied. In this respect, it is intriguing that a recent prospective study of incoming freshmen without any history of STB still found first-onset incidence proportions of STB in the range 5–6% annually (Mortier *et al.* 2016). In addition, one study found that, once adjusted for relevant sociodemographic variables, rates of suicide death among young adults do not differ according to college student status (Lamis & Lester, 2011).

Methodological considerations

A striking finding of our study is the relative lack of representative studies. Indeed, despite the fact that college students form the bulk of respondents in behavioural sciences studies (Henrich *et al.* 2010), we identified only 36 probability samples that were surveyed on STB. Studies mainly focused on

Table 3. Multivariate meta-regression models of STB prevalence estimates

	lifetime								12-month							
	Ideation(b)		Ideation(n)		Plan(s)		Attempt(s)		Ideation(b)		Ideation(n)		Plan(s)		Attempt(s)	
	Slope	<i>p</i>	Slope	<i>p</i>	Slope	<i>p</i>	Slope	<i>p</i>	Slope	<i>p</i>	Slope	<i>p</i>	Slope	<i>p</i>	Slope	<i>p</i>
% females in sample ^a	0.34	0.074	/	/	0.10	<0.001	/	/	/	/	0.17	<0.001	0.16	0.001	0.05	<0.001
Average age sample (years)	0.11	0.093	/	/	/	/	0.04	0.006	/	/	/	/	/	/	−0.01	0.001
Nationality																
North-America	(ref)	(ref)	(ref)	(ref)	(ref)	(ref)	(ref)	(ref)	(ref)	(ref)	(ref)	(ref)	(ref)	(ref)	(ref)	(ref)
Asia	1.43	<0.001	0.28	0.017	0.18	<0.001	/	/	/	/	0.41	<0.001	/	/	0.07	0.005
Europe	0.73	0.034	0.01	0.881	0.08	0.001	/	/	/	/	−0.12	0.064	/	/	−0.09	<0.001
Africa	/	/	/	/	/	/	/	/	/	/	/	/	/	/	/	/
Study year																
Undergraduates only	(ref)	(ref)	(ref)	(ref)	(ref)	(ref)	(ref)	(ref)	(ref)	(ref)	(ref)	(ref)	(ref)	(ref)	(ref)	(ref)
Graduates only	−0.66	0.162	−0.12	0.039	/	/	−0.34	0.002	/	/	/	/	/	/	0.05	0.078
Both	−0.66	0.009	/	/	/	/	−0.05	0.462	/	/	/	/	/	/	−0.08	0.348
Study quality measure	−0.24	0.067	/	/	/	/	/	/	/	/	0.20	0.001	/	/	−0.04	0.032
Response rate ^a	−0.17	0.009	−0.05	<0.001	/	/	−0.03	<0.001	−0.08	0.001	−0.02	0.070	/	/	/	/

(b), broad; (n), narrow; NA, not applicable; /, predictor was dropped (backward elimination) or could not be estimated; (ref), reference category.

^a % females in sample and response rate were divided by 10 to obtain more stable predictors. Slope values indicate the Freeman–Tuckey variant of the arcsine square root transformation of proportions. Significant *p*-values ($\alpha=0.05$) are marked in bold.

undergraduate students, pointing to the need of assessing STB in the later college years when suicide rates are higher (Lamis & Lester, 2011). More research is also needed on the onset of suicide plans, as they may mark an important, yet still preventable transition from ideation to attempt (Nock *et al.* 2012). Another striking aspect of our study was the unbalanced geographical spread of the included studies, with the larger part originating from the USA. In the USA, large multi-institutional research projects on college mental health – including STB – have been conducted for over more than two decades (American College Health Association, 2000; Brown & Blanton, 2002; Drum *et al.* 2009; Eisenberg *et al.* 2013; Paul *et al.* 2015). More recently, such studies have also begun to emerge in China (Zhao *et al.* 2012; Wang *et al.* 2014; Tang *et al.* 2015), Taiwan (Chou *et al.* 2013), and South Korea (Kwak *et al.* 2015). Well-powered representative studies from other continents or countries, however, are scarce to non-existing, and constitutes a call to expand the scope towards college STB worldwide.

An important warning that our study entails – in particular for future college STB research – is that methodological limitations may lead to *overestimation* of STB prevalence. First, lower response rates were associated with higher sample percentages of females, which, in turn, were independently associated with higher STB estimates. This can be explained by both the higher survey response propensity (Garlow *et al.* 2008; Gollust *et al.* 2008) and the higher STB prevalence among females. Although the relationship between a study's response rate and its representativeness is not necessarily strong (Groves, 2006), our findings do suggest that sufficiently high response rates are an important step in avoiding overestimation. Second, the use of appropriate suicidality measures, including clearly defined items on suicidal ideation, lead to substantially lower – and presumably more realistic – estimates of lifetime and 12-month ideation. Differentiating according to degree of ideation among young people also has clear clinical consequences, with depressive and behavioural symptoms being higher among those with suicidal ideation, compared to death ideation (Scott *et al.* 2012). Third, it is also worth noting that recent research has shown that single-item self-report questions, consistently used in the included studies from this meta-analysis to assess STB, are prone to misclassification error, and may also lead to overestimation of STB prevalence (Millner *et al.* 2015). Last, we found that with increasing overall study quality, estimates of 12-month suicide attempts are also expected to lower substantially, independent from other predictors under study.

Taken together, our findings are in contrast with studies from the general population, where mental disorders are traditionally higher among non-respondents in epidemiological studies (Allgulander, 1989; Kessler *et al.* 1994; Hansen *et al.* 2001; Haaepa *et al.* 2008). Risk of overestimation of adverse mental health outcomes among college students is also supported by one study that directly assessed depression among non-respondents and found depression was lower compared with the original respondents [6.1% *v.* 14.4% (Eisenberg *et al.* 2007)]. This suggests that mental health surveys may be particularly salient for students with STB or other mental health problems [cf. the effect of survey topic interest on participation (Groves *et al.* 2004b)], and points to the need of using refusal conversion strategies in epidemiological surveys, a strategy that is currently lacking in most college STB studies. Similarly, studies with larger sample sizes generally obtain lower response rates, and hence, are potentially at risk for overestimating STB. Again, this finding underscores the importance of investing an adequate amount of resources into increasing study participation within each unique college setting, a strategy that may be more difficult in large multi-institutional studies.

Limitations

Several limitations of our meta-analysis warrant attention. First, prevalence estimates, as compared with association estimates, are subject to more variation due to factors such as measurement and study design (Barendregt *et al.* 2013). Hence, from a conceptual perspective, single pooled STB prevalence estimates may be regarded overly reductionist, and should be interpreted with caution (Saha *et al.* 2008). We addressed this by using random-effect models when pooling estimates, and by explicitly exploring the variation in estimates using multivariate meta-regression techniques. Second, only English-written studies were included, which may have resulted in a bias towards findings from Western industrialized countries. However, generally speaking, language restricted meta-analyses do not lead to bias (Moher *et al.* 2000; Juni *et al.* 2002; Kim *et al.* 2012). Moreover, in a recent meta-analysis of non-suicidal self-injury prevalence in non-clinical samples (Swannell *et al.* 2014), which also included studies written in Spanish, no Spanish-only written studies were identified, and no studies were identified on the American continent, except from the USA, and Canada. Third, due to a lack in available studies or to incomparability between studies, several sample characteristics could not be tested in the multivariate meta-regression models. Potential candidate predictors for STB include ethnicity (Wilcox *et al.* 2010), sexual

orientation (Whitlock & Knox, 2007), and living situation [e.g. living with parents (Eisenberg *et al.* 2007)]. To address this, future studies should carefully describe sample sociodemographic characteristics when reporting on college samples assessed for STB. In addition, regional differences in STB prevalence may be better explained by college-specific characteristics (e.g. private *v.* public institutions, religious *v.* non-religious schools, urbanicity) than by geographical location on continents alone, to which we were restricted.

Conclusions

College students worldwide report high prevalence rates of STB. Based on our review, two concrete recommendations for future research include: (1) the use of probability sampling and refusal conversion strategies to obtain more representative data, and (2) the use of fine-grained STB measures that are able to clearly differentiate between more and less severe levels of suicidal ideation. Obtaining fine-grained estimates in terms of STB severity may also help to more efficiently manage the limited mental health resources on campus. Apart from obtaining reliable prevalence estimates, methodologically sound studies may also be necessary to close the gap between prevalence estimates of STB on the one hand and effective prevention efforts on the other. To that extent, it is encouraging that the WHO has set up the World Mental Health International College Student Project (The WHO World Mental Health Surveys International College Student Project, 2015), which aims to prospectively follow-up students throughout their academic career, focusing on adverse mental health issues and treatment-seeking behaviour.

Supplementary material

The supplementary material for this article can be found at <https://doi.org/10.1017/S0033291717002215>

Acknowledgements

We would like to thank the following organizations and persons to kindly provide missing information and most recent data for the included samples in this meta-analysis: Mary T. Hoban, Ph.D., and Christine Kukich, M.S., from the American College Health Association (ACHA-NCHA data); Kimberly M. Caldeira, M.S., and Amelia M. Arria, Ph.D., from the University of Maryland School of Public Health (College Life Study data); Adam Kern, and Daniel Eisenberg, Ph.D., from the Institute for Social Research of the University of Michigan (Healthy

Minds Study data); David Klonsky, Ph.D., from the Department of Psychology of the University of British Columbia; Erika Jonietz, and Chris Brownson, from the National Research Consortium of Counseling Centers in Higher Education from the University of Texas at Austin (National Research Consortium Survey of College Student Suicidality data); Adelino António Gonçalves Pereira from the Centro de Psicologia da Força Aérea, Lisboa, Portugal; Janis Whitlock Ph.D., MPH, from the Bronfenbrenner Center for Translational Research (BCTR), Cornell University (Survey of Student Well-Being data); Patricia Otero Otero, and Fernando Lino Vázquez González, Ph.D., from the Department of Psychology of the University of Coruña, Spain; Tracy Witte, Ph.D., from the Department of Psychology of Auburn University. The opinions, findings, and conclusions presented/reported in this article/presentation are those of the author(s), and are in no way meant to represent the corporate opinions, views, or policies of the American College Health Association (ACHA). ACHA does not warrant nor assume any liability or responsibility for the accuracy, completeness, or usefulness of any information presented in this article/presentation. This meta-analysis was supported by the Belgian Fund for Scientific Research (grant numbers 11N0514N, 11N0516N). The funding sources had no role in the design and conduct of the study; collection, management, analysis, interpretation of the data; preparation, review, or approval of the manuscript; and decision to submit the manuscript for publication.

Declaration of Interest

In the past 3 years, Dr. Kessler received support for his epidemiological studies from Sanofi Aventis; was a consultant for Johnson & Johnson Wellness and Prevention, Shire, Takeda; and served on an advisory board for the Johnson & Johnson Services Inc. Lake Nona Life Project. Kessler is a co-owner of DataStat, Inc., a market research firm that carries out healthcare research. The other authors report no biomedical financial interests or potential conflicts of interest.

References

- Allgulander C (1989). Psychoactive drug use in a general population sample, Sweden: correlates with perceived health, psychiatric diagnoses, and mortality in an automated record-linkage study. *American Journal of Public Health* 79, 1006–1010.
- American College Health Association (2000). *American College Health Association-National College Health Assessment*,

- 2000–2015. American College Health Association (producer and distributor): Hanover, MD, USA.
- Appelbaum PS** (2006). Law & psychiatry: 'depressed? Get out!': dealing with suicidal students on college campuses. *Psychiatric Services* **57**, 914–916.
- Arria AM, Winick ER, Garnier-Dykstra LM, Vincent KB, Caldeira KM, Wilcox HC, O'Grady KE** (2011). Help seeking and mental health service utilization among college students with a history of suicide ideation. *Psychiatric Services* **62**, 1510–1513.
- Auerbach RP, Alonso J, Axinn WG, Cuijpers P, Ebert DD, Green JG, Hwang I, Kessler RC, Liu H, Mortier P, Nock MK, Pinder-Amaker S, Sampson NA, Aguilar-Gaxiola S, Al-Hamzawi A, Andrade LH, Benjet C, Caldas-De-Almeida JM, Demyttenaere K, Florescu S, De Girolamo G, Gureje O, Haro JM, Karam EG, Kiejna A, Kovess-Masfety V, Lee S, Mcgrath JJ, O'Neill S, Pennell BE, Scott K, Ten Have M, Torres Y, Zaslavsky AM, Zarkov Z, Bruffaerts R** (2016). Mental disorders among college students in the World Health Organization World Mental Health Surveys. *Psychological Medicine* **46**, 2955–2970.
- Barendregt JJ, Doi SA, Lee YY, Norman RE, Vos T** (2013). Meta-analysis of prevalence. *Journal of Epidemiology and Community Health* **67**, 974–978.
- Bartoli F, Carra G, Crocamo C, Carretta D, La Tegola D, Tabacchi T, Gamba P, Clerici M** (2016). Association between depression and neuropathy in people with type 2 diabetes: a meta-analysis. *International Journal of Geriatric Psychiatry* **31**, 829–836.
- Bauldry S** (2014). Conditional health-related benefits of higher education: an assessment of compensatory versus accumulative mechanisms. *Social Science and Medicine* **111**, 94–100.
- Benatov J, Nakash O, Chen-Gal S, Brunstein Klomek A** (2017). The association between gender, ethnicity, and suicidality Among vocational students in Israel. *Suicide & Life-Threatening Behaviour* [in press].
- Bernal M, Haro JM, Bernert S, Brugha T, de Graaf R, Bruffaerts R, Lepine JP, de Girolamo G, Vilagut G, Gasquet I, Torres JV, Kovess V, Heider D, Neeleman J, Kessler R, Alonso J, Investigators EM** (2007). Risk factors for suicidality in Europe: results from the ESEMED study. *Journal of Affective Disorders* **101**, 27–34.
- Breslau J, Lane M, Sampson N, Kessler RC** (2008). Mental disorders and subsequent educational attainment in a US national sample. *Journal of Psychiatric Research* **42**, 708–716.
- Bromet EJ, Havenaar JM, Tintle N, Kostyuchenko S, Kotov R, Gluzman S** (2007). Suicide ideation, plans and attempts in Ukraine: findings from the Ukraine World Mental Health Survey. *Psychological Medicine* **37**, 807–819.
- Brown DR, Blanton CJ** (2002). Physical activity, sports participation, and suicidal behavior among college students. *Medicine and Science in Sports and Exercise* **34**, 1087–1096.
- Chan S, Denny S, Fleming T, Fortune S, Peiris-John R, Dyson B** (2017). Exposure to suicide behaviour and individual risk of self-harm: findings from a nationally representative New Zealand high school survey. *Australian & New Zealand Journal of Psychiatry*, [in press].
- Chevalier A, Feinstein L** (2007). *Sheepskin or Prozac: The Causal Effect of Education on Mental Health*. Centre for the Economics of Education: London, UK.
- Chou CH, Ko HC, Wu JY, Cheng CP** (2013). The prevalence of and psychosocial risks for suicide attempts in male and female college students in Taiwan. *Suicide & Life-Threatening Behavior* **43**, 185–197.
- Crawford MJ, Nur U, McKenzie K, Tyrer P** (2005). Suicidal ideation and suicide attempts among ethnic minority groups in England: results of a national household survey. *Psychological Medicine* **35**, 1369–1377.
- Crespo L, López-Noval B, Mira P** (2013). *Compulsory Schooling, Education and Mental Health: New Evidence from Sharelife* (CEMFI Working Paper no. 1304). CEMFI: Madrid.
- Cuijpers P** (2016). *Meta-analyses in Mental Health Research – A Practical Guide*. Vrije Universiteit Amsterdam: Amsterdam.
- De Luca SM, Franklin C, Yueqi Y, Johnson S, Brownson C** (2016). The relationship between suicide ideation, behavioral health, and college academic performance. *Community Mental Health Journal* **52**, 534–540.
- DerSimonian R, Laird N** (1986). Meta-analysis in clinical trials. *Controlled Clinical Trials* **7**, 177–188.
- Dervic K, Akkaya-Kalayci T, Kapusta ND, Kaya M, Merl E, Vogel E, Pellegrini E, Friedrich MH** (2007). Suicidal ideation among Viennese high school students. *Wiener Klinische Wochenschrift* **119**, 174–180.
- Drum DJ, Brownson C, Burton Denmark A, Smith SE** (2009). New data on the nature of suicidal crises in college students: shifting the paradigm. *Professional Psychology: Research and Practice* **40**, 213–222.
- Eisenberg D, Gollust SE, Golberstein E, Hefner JL** (2007). Prevalence and correlates of depression, anxiety, and suicidality among university students. *American Journal of Orthopsychiatry* **77**, 534–542.
- Eisenberg D, Hunt J, Speer N** (2013). Mental health in American colleges and universities: variation across student subgroups and across campuses. *The Journal of Nervous and Mental Disease* **201**, 60–67.
- Engin E, Gurkan A, Dulgerler S, Arabaci LB** (2009). University students' suicidal thoughts and influencing factors. *Journal of Psychiatric and Mental Health Nursing* **16**, 343–354.
- Evans E, Hawton K, Rodham K, Deeks J** (2005). The prevalence of suicidal phenomena in adolescents: a systematic review of population-based studies. *Suicide & Life-Threatening Behavior* **35**, 239–250.
- Fletcher JM** (2010). Adolescent depression and educational attainment: results using sibling fixed effects. *Health Economics* **19**, 855–871.
- Garlow SJ, Rosenberg J, Moore JD, Haas AP, Koestner B, Hendin H, Nemeroff CB** (2008). Depression, desperation, and suicidal ideation in college students: results from the American Foundation for Suicide Prevention College Screening Project at Emory University. *Depression and Anxiety* **25**, 482–488.
- Goldman-Mellor SJ, Caspi A, Harrington H, Hogan S, Nada-Raja S, Poulton R, Moffitt TE** (2014). Suicide attempt in young people: a signal for long-term health care and social needs. *JAMA Psychiatry* **71**, 119–127.

- Gollust SE, Eisenberg D, Golberstein E (2008). Prevalence and correlates of self-injury among university students. *Journal of American College Health* 56, 491–498.
- Groves RM (2006). Nonresponse rates and nonresponse bias in household surveys. *Public Opinion Quarterly* 70, 646–675.
- Groves RM, Fowler FJ, Couper MP, Lepkowski JM, Singer E, Tourangeau R (2004a). *Survey Methodology*. Wiley: New York.
- Groves RM, Presser R, Dipko S (2004b). The role of topic interest in survey participation decisions. *Public Opinion Quarterly* 68, 2–31.
- Gunnell D, Harbord R, Singleton N, Jenkins R, Lewis G (2004). Factors influencing the development and amelioration of suicidal thoughts in the general population. Cohort study. *British Journal of Psychiatry* 185, 385–393.
- Haapea M, Miettunen J, Laara E, Joukamaa MI, Jarvelin MR, Isohanni MK, Veijola JM (2008). Non-participation in a field survey with respect to psychiatric disorders. *Scandinavian Journal of Public Health* 36, 728–736.
- Han B, Compton WM, Eisenberg D, Milazzo-Sayre L, McKeon R, Hughes A (2016). Prevalence and mental health treatment of suicidal ideation and behavior among college students aged 18–25 years and their non-college-attending peers in the United States. *Journal of Clinical Psychiatry* 77, 815–824.
- Hansen V, Jacobsen BK, Arnesen E (2001). Prevalence of serious psychiatric morbidity in attenders and nonattenders to a health survey of a general population: the Tromsø Health Study. *American Journal of Epidemiology* 154, 891–894.
- Harrod CS, Goss CW, Stallones L, DiGiuseppi C (2014). Interventions for primary prevention of suicide in university and other post-secondary educational settings. *The Cochrane Database of Systematic Reviews* 10, CD009439.
- Henrich J, Heine SJ, Norenzayan A (2010). The weirdest people in the world? *Behavioral and Brain Sciences* 33, 61–83; discussion 83–135.
- Hintikka J, Viinamäki H, Tanskanen A, Kontula O, Koskela K (1998). Suicidal ideation and parasuicide in the Finnish general population. *Acta Psychiatrica Scandinavica* 98, 23–27.
- Hoffman S, Marsiglia FF (2014). The impact of religiosity on suicidal ideation among youth in central Mexico. *Journal of Religion and Health* 53, 255–266.
- Hom MA, Stanley IH, Joiner Jr. TE (2015). Evaluating factors and interventions that influence help-seeking and mental health service utilization among suicidal individuals: a review of the literature. *Clinical Psychology Review* 40, 28–39.
- Hunt J, Eisenberg D (2010). Mental health problems and help-seeking behavior among college students. *Journal of Adolescent Health* 46, 3–10.
- Juni P, Hoenstein F, Sterne J, Bartlett C, Egger M (2002). Direction and impact of language bias in meta-analyses of controlled trials: empirical study. *International Journal of Epidemiology* 31, 115–123.
- Kessler RC, McGonagle KA, Zhao S, Nelson CB, Hughes M, Eshleman S, Wittchen HU, Kendler KS (1994). Lifetime and 12-month prevalence of DSM-III-R psychiatric disorders in the United States. Results from the National Comorbidity Survey. *Archives of General Psychiatry* 51, 8–19.
- Kim KH, Kong JC, Choi JY, Choi TY, Shin BC, McDonald S, Lee MS (2012). Impact of including Korean randomized controlled trials in Cochrane reviews of acupuncture. *PLoS ONE* 7, e47619.
- Kjoller M, Helweg-Larsen M (2000). Suicidal ideation and suicide attempts among adult Danes. *Scandinavian Journal of Public Health* 28, 54–61.
- Kraemer HC, Gardner C, Brooks JOI, Yesavage JA (1998). Advantages of excluding underpowered studies in meta-analysis: inclusionist versus exclusionist viewpoints. *Psychological Methods* 3, 23–31.
- Kwak YS, Jung YE, Kim MD (2015). Prevalence and correlates of attention-deficit hyperactivity disorder symptoms in Korean college students. *Neuropsychiatric Disease and Treatment* 11, 797–802.
- Lamis DA, Lester D (2011). *Understanding and Preventing College Student Suicide*. Charles C Thomas Pub Ltd: Springfield.
- Lee S, Shin A (2017). Association of atopic dermatitis with depressive symptoms and suicidal behaviors among adolescents in Korea: the 2013 Korean Youth Risk Behavior Survey. *BMC Psychiatry* 17, 3.
- Li ZZ, Li YM, Lei XY, Zhang D, Liu L, Tang SY, Chen L (2014). Prevalence of suicidal ideation in Chinese college students: a meta-analysis. *PLoS ONE* 9, e104368.
- Lowry R, Crosby AE, Brener ND, Kann L (2014). Suicidal thoughts and attempts among U.S. High school students: trends and associated health-risk behaviors, 1991–2011. *Journal of Adolescent Health* 54, 100–108.
- Marusic A (2005). History and geography of suicide: could genetic risk factors account for the variation in suicide rates? *American Journal of Medical Genetics Part C: Seminars in Medical Genetics* 133C, 43–47.
- Mata DA, Ramos MA, Bansal N, Khan R, Guille C, Di Angelantonio E, Sen S (2015). Prevalence of depression and depressive symptoms Among resident physicians: a systematic review and meta-analysis. *JAMA* 314, 2373–2383.
- Meyer WJ, Morrison P, Lombardero A, Swingle K, Campbell DG (2016). College students' reasons for depression nondisclosure in primary care. *Journal of College Student Psychotherapy* 30, 197–205.
- Millner AJ, Lee MD, Nock MK (2015). Single-Item measurement of suicidal behaviors: validity and consequences of misclassification. *PLoS ONE* 10, e0141606.
- Moher D, Pham B, Klassen TP, Schulz KF, Berlin JA, Jadad AR, Liberati A (2000). What contributions do languages other than English make on the results of meta-analyses? *Journal of Clinical Epidemiology* 53, 964–972.
- Mojtabai R, Stuart EA, Hwang I, Eaton WW, Sampson N, Kessler RC (2015). Long-term effects of mental disorders on educational attainment in the National Comorbidity Survey ten-year follow-up. *Social Psychiatry and Psychiatric Epidemiology* 50, 1577–1591.
- Mortier P, Demyttenaere K, Auerbach RP, Cuijpers P, Green JG, Kiekens G, Kessler RC, Nock MK, Zaslavsky AM, Bruffaerts R (2016). First onset of suicidal thoughts and behaviours in college. *Journal of Affective Disorders* 207, 291–299.
- Mortier P, Demyttenaere K, Auerbach RP, Green JG, Kessler RC, Kiekens G, Nock MK, Bruffaerts R (2015). The impact of lifetime suicidality on academic performance in college freshmen. *Journal of Affective Disorders* 186, 254–260.

- Nock M, Borges G, Ono Y (2012). *Suicide: Global Perspectives From the WHO World Mental Health Surveys*. Cambridge University Press: Cambridge.
- Nock MK, Borges G, Bromet EJ, Alonso J, Angermeyer M, Beautrais A, Bruffaerts R, Chiu WT, de Girolamo G, Gluzman S, de Graaf R, Gureje O, Haro JM, Huang Y, Karam E, Kessler RC, Lepine JP, Levinson D, Medina-Mora ME, Ono Y, Posada-Villa J, Williams D (2008a). Cross-national prevalence and risk factors for suicidal ideation, plans and attempts. *British Journal of Psychiatry* **192**, 98–105.
- Nock MK, Borges G, Bromet EJ, Cha CB, Kessler RC, Lee S (2008b). Suicide and suicidal behavior. *Epidemiologic Reviews* **30**, 133–154.
- Nock MK, Green JG, Hwang I, McLaughlin KA, Sampson NA, Zaslavsky AM, Kessler RC (2013). Prevalence, correlates, and treatment of lifetime suicidal behavior among adolescents: results from the National Comorbidity Survey Replication Adolescent Supplement. *JAMA Psychiatry* **70**, 300–310.
- Organisation for Economic Co-operation and Development (OECD) (2012). *Education at a Glance 2012: OECD Indicators*. (https://www.oecd.org/edu/EAG%202012_e-book_EN_200912.pdf). Accessed 31 July 2017.
- Organisation for Economic Co-operation and Development (OECD) (2013). *Education Indicators in Focus - What are the Social Benefits of Education?* (https://www.oecd.org/edu/EAG%202012_e-book_EN_200912.pdf). Accessed 31 July 2017.
- Paul E, Tsypes A, Eidlitz L, Ernhout C, Whitlock J (2015). Frequency and functions of non-suicidal self-injury: associations with suicidal thoughts and behaviors. *Psychiatry Research* **225**, 276–282.
- Ramberg IL, Wasserman D (2000). Prevalence of reported suicidal behaviour in the general population and mental health-care staff. *Psychological Medicine* **30**, 1189–1196.
- Renberg ES (2001). Self-reported life-weariness, death-wishes, suicidal ideation, suicidal plans and suicide attempts in general population surveys in the north of Sweden 1986 and 1996. *Social Psychiatry and Psychiatric Epidemiology* **36**, 429–436.
- Ribeiro JD, Franklin JC, Fox KR, Bentley KH, Kleiman EM, Chang BP, Nock MK (2016). Self-injurious thoughts and behaviors as risk factors for future suicide ideation, attempts, and death: a meta-analysis of longitudinal studies. *Psychological Medicine* **46**, 225–236.
- Saha S, Chant D, McGrath J (2008). Meta-analyses of the incidence and prevalence of schizophrenia: conceptual and methodological issues. *International Journal of Methods in Psychiatric Research* **17**, 55–61.
- Schafer MH, Wilkinson LR, Ferraro KF (2013). Childhood (Mis)fortune, educational attainment, and adult health: contingent benefits of a college degree? *Social Forces* **91**, 1007–1034.
- Schwarzer G (2016). *Meta: General Package for Meta-Analysis* (<https://cran.r-project.org/web/packages/meta/index.html>). Accessed 31 July 2017.
- Scott EM, Hermens DF, Naismith SL, White D, Whitwell B, Guastella AJ, Glozier N, Hickie IB (2012). Thoughts of death or suicidal ideation are common in young people aged 12 to 30 years presenting for mental health care. *BMC Psychiatry* **12**, 234.
- Sidhartha T, Jena S (2006). Suicidal behaviors in adolescents. *Indian Journal of Pediatrics* **73**, 783–788.
- Stang A (2010). Critical evaluation of the Newcastle-Ottawa scale for the assessment of the quality of nonrandomized studies in meta-analyses. *European Journal of Epidemiology* **25**, 603–605.
- Stroup DF, Berlin JA, Morton SC, Olkin I, Williamson GD, Rennie D, Moher D, Becker BJ, Sipe TA, Thacker SB (2000). Meta-analysis of observational studies in epidemiology: a proposal for reporting. Meta-analysis of observational studies in epidemiology (MOOSE) group. *JAMA* **283**, 2008–2012.
- Swannell SV, Martin GE, Page A, Hasking P, St John NJ (2014). Prevalence of nonsuicidal self-injury in nonclinical samples: systematic review, meta-analysis and meta-regression. *Suicide & Life-Threatening Behavior* **44**, 273–303.
- Tang F, Xue F, Qin P (2015). The interplay of stressful life events and coping skills on risk for suicidal behavior among youth students in contemporary China: a large scale cross-sectional study. *BMC Psychiatry* **15**, 182.
- The WHO World Mental Health Surveys International College Student Project (WMH-ICS) (2015). (https://www.hcp.med.harvard.edu/wmh/college_student_survey.php). Accessed 31 July 2017.
- Trikalinos TA, Trow P, Schmid CH (2013). *Simulation-Based Comparison of Methods for Meta-Analysis of Proportions and Rates*. Agency for Healthcare Research and Quality (US): Rockville, MD, USA.
- Waldrop AE, Hanson RF, Resnick HS, Kilpatrick DG, Naugle AE, Saunders BE (2007). Risk factors for suicidal behavior among a national sample of adolescents: implications for prevention. *Journal of Traumatic Stress* **20**, 869–879.
- Wang L, He CZ, Yu YM, Qiu XH, Yang XX, Qiao ZX, Sui H, Zhu XZ, Yang YJ (2014). Associations between impulsivity, aggression, and suicide in Chinese college students. *BMC Public Health* **14**, 551.
- Whitlock J, Knox KL (2007). The relationship between self-injurious behavior and suicide in a young adult population. *Archives of Pediatrics and Adolescent Medicine* **161**, 634–640.
- Wilcox HC, Arria AM, Caldeira KM, Vincent KB, Pinchevsky GM, O'Grady KE (2010). Prevalence and predictors of persistent suicide ideation, plans, and attempts during college. *Journal of Affective Disorders* **127**, 287–294.
- World Health Organization (WHO) (2016). *Suicide data*. (http://www.who.int/mental_health/prevention/suicide/suicideprevent/en/). Accessed 31 July 2017.
- Yang LS, Zhang ZH, Sun L, Sun YH, Ye DQ (2015). Prevalence of suicide attempts among college students in China: a meta-analysis. *PLoS ONE* **10**, e0116303.
- Zhao J, Yang X, Xiao R, Zhang X, Aguilera D, Zhao J (2012). Belief system, meaningfulness, and psychopathology associated with suicidality among Chinese college students: a cross-sectional survey. *BMC Public Health* **12**, 668.