

The quantum speed limit of optimal controlled phasegates for trapped neutral atoms

Michael H Goerz^{1,2}, Tommaso Calarco³ and Christiane P Koch^{1,2}

¹ Institut für Theoretische Physik, Freie Universität Berlin, Arnimallee 14, D-14195 Berlin, Germany

² Theoretische Physik, Universität Kassel, Heinrich-Plett-Str. 40, D-34132 Kassel, Germany

³ Institut für Quanteninformationsverarbeitung, Universität Ulm, D-89069 Ulm, Germany

E-mail: goerz@physik.uni-kassel.de and christiane.koch@uni-kassel.de

Received 1 April 2011, in final form 12 May 2011

Published 25 July 2011

Online at stacks.iop.org/JPhysB/44/154011

Abstract

We study controlled phasegates for ultracold atoms in an optical potential. A shaped laser pulse drives transitions between the ground and electronically excited states where the atoms are subject to a long-range $1/R^3$ interaction. We fully account for this interaction and use optimal control theory to calculate the pulse shapes. This allows us to determine the minimum pulse duration, respectively, gate time T that is required to obtain high fidelity. We accurately analyse the speed limiting factors, and we find the gate time to be limited either by the interaction strength in the excited state or by the ground state vibrational motion in the trap. The latter needs to be resolved by the pulses in order to fully restore the motional state of the atoms at the end of the gate.

(Some figures in this article are in colour only in the electronic version)

1. Introduction

The physical realization of a quantum computer requires the implementation of a set of universal gates [1]. The most difficult part is generally the two-qubit gate since it involves interaction between two otherwise isolated quantum systems. In proposals for quantum computing with ultracold neutral-atom collisions [2, 3], the two-qubit gate operation involves atomic motional degrees of freedom [4, 5], most often following adiabatic processes. This implies frequencies much lower than those characteristic of the trap, typically around a few tens of kHz. When long-range interactions, like dipole-dipole forces between Rydberg atoms [6–8], are employed, the relevant energy scales are larger and gate speed can in principle reach a few GHz.

Here, we study the limits to the two-qubit gate operation time for the resonant excitation of two ultracold atoms into an electronically excited molecular state. This may be a low-lying state, like those used for photoassociating two atoms to form a molecule [9, 10], or high-lying Rydberg states [6–8]. In this scenario, the system dynamics becomes more complex, involving motion under the influence of the excited

state potential. A high-fidelity gate can then no longer be designed ‘by hand’. Fortunately, since any gate operation corresponds to a unitary transformation on the qubit basis, its implementation can be formulated as a coherent control problem [11, 12]. Solutions to the control problem can be found within the framework of optimal control [13–15]. Such an approach has been explored theoretically for molecular quantum computing with qubits encoded in vibrational states [11, 16]. Experimentally the control problem is solved using femtosecond laser pulse shaping combined with feedback loops [17]. Implementation of single-qubit gates with shaped picosecond pulses has recently been demonstrated for a qubit encoded in hyperfine levels of an atomic ion [18]. In this experiment, the fundamental limit to the gate operation time is set by the inverse of the hyperfine splitting since the hyperfine dynamics is required to realize arbitrary qubit rotations. The gate duration is in particular much shorter than the period of atomic motion in the trap [18].

Our goal is to implement a controlled phasegate, expressed in the logical basis $|00\rangle$, $|01\rangle$, $|10\rangle$ and $|11\rangle$ as

$$\hat{O} = \text{diag}(e^{i\chi}, 1, 1, 1), \quad (1)$$

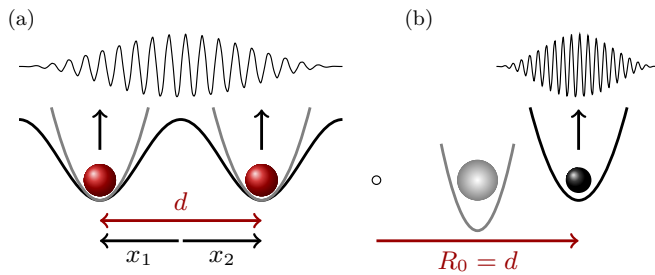


Figure 1. Two calcium atoms in neighbouring sites of an optical lattice (a), separated by the distance d . The lattice potential can be taken in a harmonic approximation, allowing us to separate the motion of both atoms into the centre-of-mass motion and the interatomic motion (b). A phasegate is implemented by applying a shaped short laser pulse.

between two qubits carried by neutral atoms: a phase χ is applied to the target qubit provided that the control qubit is zero. \hat{O} is implemented by shaped short laser pulses that drive transitions into an electronic state where the two atoms interact. Obviously, the minimum gate operation time will depend on the interaction strength. A second timescale comes into play because the interaction couples electronic and nuclear dynamics, inducing the vibrational excitations of the two atoms. The vibrational period of the trap might thus also affect the minimum gate operation time.

The limit to how fast a quantum gate can be performed is closely related to the minimum time it takes for a quantum system to evolve from an initial state to an orthogonal state, see for example [19] and references therein. This bound has been named the quantum speed limit; it is given in terms of the average energy and energy uncertainty of the quantum evolution [20]. Since the evaluation of the bound requires knowledge of the full spectrum, one can typically evaluate it analytically only for simple model systems. Numerically, the bound can be determined using optimal control where the breakdown of convergence indicates that the quantum speed limit has been reached [21]. The following procedure allows us to determine the quantum speed limit for our desired two-qubit gate: we first set the gate operation time to a sufficiently large value to obtain a high fidelity implementation by optimal control. Then we reduce the gate time until the optimization algorithm no longer finds a high-fidelity solution. The analysis of the fairly complex system dynamics reveals which part of the overall system dynamics limits the gate operation time.

We consider neutral atoms trapped by optical tweezers or in the neighbouring sites of an optical lattice (figure 1). The sites to the right and left of the atom pair are assumed to be empty. We first consider alkaline-earth atoms which possess extremely long-lived excited states, cf [22] and references therein. The qubits can therefore be encoded directly in the electronic states; that is, the atomic ground state 1S_0 together with the 3P_1 clock-transition state forms a qubit. Such an encoding in electronic states is in contrast to the one commonly employed for alkaline atoms, where hyperfine states carry the qubits.

For alkaline earth atoms, the laser is slightly detuned from the dipole allowed atomic transition between the 1S_0 ground

state and the 1P_0 excited state, exciting the atom pair into the $B^1\Sigma_u^+$ molecular state. When both atoms are in the ground state, their interaction is of van der Waals type and practically zero at the trap distance. Due to different exchange interaction in the electronically excited state, the $B^1\Sigma_u^+$ state scales as $1/R^3$ at long range. This interaction may be employed to entangle the qubits provided that the time that the atom pair resides in this state is much shorter than its lifetime of a few nanoseconds. The interaction strength is determined by the distance of the atoms. For realistic lattice parameters, $d \geq 200$ nm, the interaction is too weak to generate entanglement in a sufficiently short time. On the other hand, we would like to probe what are the factors that limit the achievable speed on a general level. To this aim, we first explore a regime that cannot be realized in experiments, but presents a clear separation of timescales that allows for an easier interpretation of the dynamics. We start by assuming a fictitious distance of $d = 5$ nm and a corresponding unrealistic atomic trap frequency of 400 MHz. This allows us to identify the limiting factors for fidelity and gate time.

Formally, our Hamiltonian is equivalent to the one yielding a Rydberg phasegate for alkali atoms with the qubits encoded in hyperfine levels of the electronic ground state [6]. We therefore study in a second step the implementation of a controlled phasegate based on very strong dipole–dipole interaction in the excited state for realistic lattice spacings. In particular, we seek to answer the question whether the excitation of the vibrational motion can be avoided if the excited state interaction is strong enough to allow for very short gate pulses.

The paper is organized as follows. Section 2 introduces our model for the two atoms and summarizes how quantum gates can be implemented using optimal control theory. The numerical results are presented in section 3 with section 3.1 devoted to the generation of entanglement for two calcium atoms via interaction in the $B^1\Sigma_u^+$ state. A generic dipole–dipole interaction, $-C_3/R^3$, is considered in section 3.2 where we determine the gate operation time for varying C_3 . We draw our conclusions in section 4.

2. Theoretical approach

2.1. Modeling two atoms in an optical lattice

We consider the following qubit encoding in a single calcium atom: the 1S_0 ground state corresponds to the qubit state $|0\rangle$ and is used to define the zero of energy. The 3P_1 first excited state, taken to be the qubit state $|1\rangle$, then occurs at $E_1 = 152\,10\text{ cm}^{-1}$. We consider the 1P_1 level as an auxiliary state $|a\rangle$, with the energy $E_a = 236\,52\text{ cm}^{-1}$. The Hamiltonian describing such a three-level atom reads

$$\hat{H}_{1q} = \begin{pmatrix} E_0 & 0 & \mu_{0a}\epsilon(t) \\ 0 & E_1 & 0 \\ \mu_{0a}\epsilon(t) & 0 & E_a \end{pmatrix}, \quad (2)$$

where μ_{0a} is the transition dipole moment between the states $|0\rangle$ and $|a\rangle$, and $\epsilon(t)$ is the amplitude of the driving laser field. For two atoms, we obtain nine electronic states $|00\rangle$, $|01\rangle$, $|0a\rangle$, $|10\rangle$, $|11\rangle$, $|1a\rangle$, $|a0\rangle$, $|a1\rangle$ and $|aa\rangle$ in the product basis,

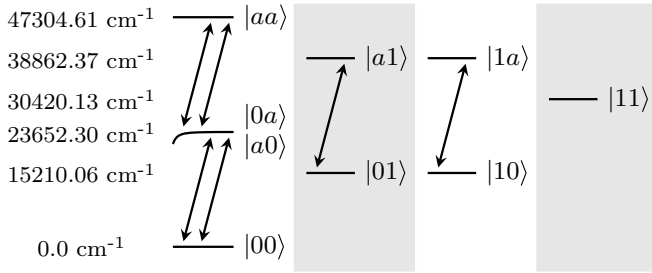


Figure 2. Levels and laser-induced transitions for two qubits encoded in the electronic states of two calcium atoms.

with the asymptotic energy $E_{ij} = E_i + E_j$ for the state $|ij\rangle$ ($i, j = 0, 1, a$). This is depicted in figure 2. With the laser tuned close to the transition $|0\rangle \leftrightarrow |a\rangle$, no further electronic states will be resonantly populated.

Considering the motion of the two atoms in the trap, we approximate the trapping potential by two displaced harmonic oscillators. This allows us to separate centre-of-mass coordinates and relative coordinates. The centre-of-mass coordinates are integrated analytically, reducing the motional degrees of freedom of the two atoms from 6 to 3. Furthermore, the parameters of the optical lattice are chosen as $\omega_\perp \gg \omega_0$, such that the motion of the atoms is restricted to just one spatial dimension, the internuclear distance R (see figure 1).

The Hamiltonian of our model, taking nine electronic states, relative motion in the harmonic trap and interaction between the atoms into account, is given by

$$\hat{H} = (\hat{H}_{1q} \otimes \mathbb{1}_{1q} + \mathbb{1}_{1q} \otimes \hat{H}_{1q}) \otimes \mathbb{1}_R + \mathbb{1}_R \otimes \mathbb{1}_{1q} \otimes \hat{H}_{\text{trap}} + \hat{H}_{\text{int}} \quad (3)$$

$$= \sum_{i,k} |ik\rangle\langle ik| \otimes [\hat{T} + \hat{V}_{\text{trap}}(R) + \hat{V}_{\text{BO}}^{ik}(R) + \hat{E}_{ik}] + \epsilon(t) \sum_{i \neq j,k} [|ik\rangle\langle jk| + |ki\rangle\langle kj|] \otimes \hat{\mu}_{ij}. \quad (4)$$

Here \hat{H}_{1q} denotes the Hamiltonian for a single three-level system, equation (2), and $\mathbb{1}_{1q}$ and $\mathbb{1}_R$ are the identities for SU(3) and the motional degree of freedom, respectively. The $\hat{E}_{ik} = E_{ik} \cdot \mathbb{1}_R$ are the asymptotic energies of each electronic state. $\hat{H}_{\text{trap}} = \hat{T} + \hat{V}_{\text{trap}}(R)$ describes the relative motion in the trap with \hat{T} the kinetic energy and the harmonic trap potential given by

$$\hat{V}_{\text{trap}}(R) = \frac{1}{2}m\omega_0^2(R - d)^2, \quad (5)$$

with m the reduced mass, ω_0 the trap frequency and d the lattice spacing. The interaction Hamiltonian \hat{H}_{int} contains the Born–Oppenheimer potentials \hat{V}_{BO} . The laser amplitude $\epsilon(t)$ couples to the transition dipole operator, $\hat{\mu}_{ij} = \mu_{ij} \cdot \mathbb{1}_R$. The Hamiltonian, equation (4), is represented on a Fourier grid with variable step size [23–25].

The Born–Oppenheimer potentials describing the interaction between the two atoms in the five lowest electronic states (up to the $B^1\Sigma_u^+$ state generating the interaction) are shown in figure 3. The $X^1\Sigma_g^+$ ground state potential corresponding to the two-qubit state $|00\rangle$ shows $1/R^6$ behaviour at long range such that the atoms are effectively

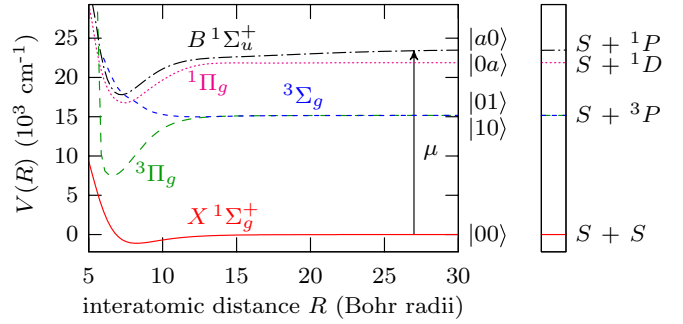


Figure 3. Potential energy curves describing the interaction of two calcium atoms in the five lowest electronic states. The asymptotic values corresponding to $R = \infty$ are indicated on the right.

non-interacting at any relevant distance, while the auxiliary $B^1\Sigma_u^+$ state corresponding to $|0a\rangle$ and $|a0\rangle$ goes as $1/R^3$. The remaining potentials corresponding to the two-qubit states $|aa\rangle$, $|a1\rangle$, $|1a\rangle$, $|11\rangle$, $|10\rangle$ and $|01\rangle$ are essentially zero at the relevant distances. The potentials and transition dipole moment functions employed in the calculations are gathered from [26, 27].

For a Rydberg phasegate with alkali atoms, the qubit encoding is the standard one in hyperfine levels of the electronic ground state, and the auxiliary level corresponds to the Rydberg state (we omit in this description any intermediate level that might be needed for the near-resonant two-photon excitation of the Rydberg state). In this case, the ground state potential is simply set to zero, while the auxiliary state is modelled by a generic C_3/R^3 potential.

A two-qubit gate is successfully implemented if the four basis states $|00\rangle$, $|01\rangle$, $|10\rangle$ and $|11\rangle$ transform according to the desired unitary transformation \hat{O} . Initially, the wavefunction for the motional degree of freedom is given in terms of two atoms in the ground state of the displaced harmonic oscillator, $\varphi_0(R) = \langle R|\varphi_0\rangle$. Hence, we consider the four initial states given by the product states $|ij\varphi_0\rangle = |ij\rangle \otimes |\varphi_0\rangle$, $i, j = 0, 1$. The dynamics induced by a laser pulse will populate other states in the $3 \times 3 \times N_R$ -dimensional Hilbert space (with N_R the number of grid points to represent the motional degree of freedom), that is, it will induce internuclear motion leading out of the logical subspace. In order to calculate the gate operation in the logical subspace at the end of the pulse, the final states are reduced to the logical basis by projecting onto $|\varphi_0\rangle$ and integrating over the motional degree of freedom.

2.2. Optimal control theory for a two-qubit gate

In order to implement the target operation defined in equation (1), a suitable pulse $\epsilon(t)$ must be found that drives the system evolution such that $\hat{U}(T, 0; \epsilon) = \hat{O}$. Optimal control treats the fidelity F , $F \in [0, 1]$, which measures how close the evolved two-qubit basis states $\hat{U}(T, 0; \epsilon)|ij\varphi_0\rangle$ come to the desired target states $\hat{O}|ij\varphi_0\rangle$, as a functional of the control field ϵ . A possible starting point to define the fidelity is given by the complex-valued inner matrix product [12]

$$\tau = \sum_{i,j=0,1} \langle ij\varphi_0|\hat{O}^\dagger\hat{U}|ij\varphi_0\rangle. \quad (6)$$

Out of the several choices for obtaining a real-valued functional, we employ

$$F = \frac{1}{N} \Re \epsilon [\tau], \quad (7)$$

which is sensitive to a global phase [12]. N is the dimension of the subspace in which $\hat{\mathbf{O}}$ acts, $N = 4$ in our case. Our definition of the fidelity is related to a distance measure [28] by $\sqrt{1 - F}$. We also include a running cost functional, $g(\epsilon)$, aimed at limiting the integrated pulse intensity. Together, this leads to the total functional J ,

$$J = -F + \int_0^T g(\epsilon) dt, \quad (8)$$

which is to be minimized.

Variation of the functional J with respect to the evolving two-qubit basis states and the control field yields a set of coupled optimization equations that need to be solved iteratively [12–15]. We use the linear Krotov algorithm as outlined in [12] to perform the optimization. Starting with an arbitrary guess pulse $\epsilon^{(k)}(t)$, $k = 0$, the algorithm sequentially updates the pulse at every point in time to yield an optimized pulse $\epsilon^{(k+1)}(t)$ that is *guaranteed* to improve the target functional J in each step of the iteration k . We take the running cost $g(\epsilon)$ in equation (8) to be the *change* in integrated pulse energy,

$$g(\epsilon) = \frac{\alpha}{S(t)} [\epsilon^{(k+1)}(t) - \epsilon^{(k)}(t)]^2, \quad (9)$$

rather than the integrated pulse energy itself. This ensures that as we approach the optimum, $g(\epsilon)$ goes to zero so that the minimum of J becomes equal to the maximum of F [12]. Note that a different choice of $g(\epsilon)$, simply as the integrated pulse energy, could lead to the undesirable effect of improving J by decreasing the pulse intensity, at the expense of a reduced fidelity [12]. In equation (9), α denotes an arbitrary positive scaling parameter, and the shape function $S(t)$,

$$S(t) = \sin^2(\pi t/T), \quad (10)$$

ensures that the pulse is switched on and off smoothly.

The Hilbert space of the optimization problem can be reduced to the $8N_R$ -dimensional subspace excluding $|11\rangle \otimes \mathbb{1}_R$, since the $|11\rangle$ level is not coupled to any other level, see figure 2. The evolution of the $|11\varphi_0\rangle$ state cannot be controlled by the laser pulse but it is known to be

$$\hat{\mathbf{U}}(T, 0; \epsilon) |11\varphi_0\rangle = e^{i\phi_T} |11\varphi_0\rangle; \quad \phi_T = E_{11}T/\hbar.$$

Including the information about the phase ϕ_T explicitly as a global phase for all target states $\hat{\mathbf{O}}|ij\varphi_0\rangle$, the evolution of $|11\varphi_0\rangle$ can be omitted from the system dynamics. Entanglement is generated only by the dynamics of the states in the leftmost column of figure 2 with all other levels remaining uncoupled from the vibrational dynamics.

The dynamics can therefore be further separated into those of the four molecular states in the leftmost column of figure 2 and those of a two-level system representing the states in the two middle columns of figure 2. Care must then be taken to extract the true two-qubit phase from the evolution of the $|00\varphi_0\rangle$ state which contains two-qubit and single-qubit contributions. This is described in the appendix. The

numerical results presented below are obtained both within the $8N_R$ -dimensional model and the $4N_R$ -dimensional model plus two-level system, and the optimal pulses have been cross-checked.

For the fidelity defined in equation (7) and the running cost given by equation (9), the optimization equations read [12]

$$\begin{aligned} \Delta\epsilon(t) &= \epsilon^{(k+1)}(t) - \epsilon^{(k)}(t) \\ &= \frac{S(t)}{2\alpha} \Im \left[\sum_{i,j=0,1} \langle \Psi_{ij}^{\text{bw}}(t) | \hat{\mu}_{ij}(R) | \Psi_{ij}^{\text{fw}}(t) \rangle \right], \end{aligned} \quad (11)$$

$$\langle \Psi_{ij}^{\text{bw}}(t) | = \langle ij\varphi_0 | \hat{\mathbf{O}}^\dagger \hat{\mathbf{U}}^\dagger(t, T; \epsilon^{(k)}), \quad (12)$$

$$| \Psi_{ij}^{\text{fw}}(t) \rangle = \hat{\mathbf{U}}(t, 0; \epsilon^{(k+1)}) |ij\varphi_0\rangle. \quad (13)$$

Here, $\langle \Psi_{ij}^{\text{bw}}(t) |$ denotes the backward propagated target state $\hat{\mathbf{O}}|ij\varphi_0\rangle$ at time t in the full Hilbert space. The backward propagation is carried out using the old field $\epsilon^{(k)}(t)$. $| \Psi_{ij}^{\text{fw}}(t) \rangle$ represents the forward propagated initial state $|ij\varphi_0\rangle$ at time t . The new field, $\epsilon^{(k+1)}(t)$, is employed in the forward propagation. $\langle \Psi_{ij}^{\text{bw}}(t) |$ and $| \Psi_{ij}^{\text{fw}}(t) \rangle$ are obtained by solving the time-dependent Schrödinger equation numerically with the Chebychev propagator [29]. The time is discretized in n_t steps of width Δt , between 0 and T . Since no rotating wave approximation is employed, Δt has to be fairly small (0.025–0.05 fs).

For the desired gate implementation, there are two aspects to the optimization problem. On one hand, the two-qubit phase χ has to be realized. This is possible due to the interaction between the two qubits in the electronically excited auxiliary state. On the other hand, control over the motional degree of freedom has to be exerted. That is, at the end of the gate operation, the motional state $|\varphi_0\rangle$ has to be fully restored (except for the phases ϕ_{ij}). Final wavefunctions containing contributions from eigenstates other than $|\varphi_0\rangle$ imply leakage from the quantum register. These two aspects of the optimization result are quantified independently, allowing for a more thorough analysis of the solutions to the control problem than just the fidelity. The success of control over the motional degree of freedom for the ground state is measured by projecting the final state, $\hat{\mathbf{U}}(T, 0; \epsilon^{\text{opt}})|00\varphi_0\rangle$, onto the desired state,

$$F_{00} = |\langle 00\varphi_0 | \hat{\mathbf{U}}(T, 0; \epsilon^{\text{opt}}) |00\varphi_0\rangle|^2. \quad (14)$$

The phase acquired by each of the propagated basis states is given by

$$\phi_{ij} = \arg(\langle ij\varphi_0 | \hat{\mathbf{U}}(T, 0; \epsilon^{\text{opt}}) |ij\varphi_0\rangle). \quad (15)$$

The phases ϕ_{ij} contain both single-qubit and two-qubit contributions. This is due to the weak molecular interaction which corresponds to small detunings of the laser from the atomic transition line. The pulse therefore drives single-qubit purely atomic local transitions in addition to true two-qubit molecular nonlocal transitions. The Cartan decomposition of a two-qubit unitary into local and non-local contributions provides a tool to extract the desired non-local phase χ from the ϕ_{ij} . The non-local contribution is characterized by the

local invariants [30]. Calculating and comparing the local invariants according to [30] for the controlled phasegate $\hat{\mathbf{O}}$ and the actual evolution $\hat{\mathbf{U}}$ projected onto the logical subspace allows us to identify the non-local phase

$$\chi = \phi_{00} - \phi_{01} - \phi_{10} + \phi_{11}. \quad (16)$$

The non-local character of the implemented gate $\hat{\mathbf{U}}$ can also be measured in terms of the entangling power or concurrence [31]. For the controlled phasegate, it is obtained from the non-local phase χ ,

$$C = \left| \sin \frac{\chi}{2} \right|. \quad (17)$$

In the presentation of our numerical results below, we will use the motional purity F_{00} and the non-local phase χ in addition to the fidelity F to analyse the performance of the optimal pulses.

3. Results

In order to obtain a clear physical picture of the limiting factors that influence the speed of the two-qubit gate operation, we start by exploring a regime in which the atom–atom interaction would be sufficiently strong to yield a time scale shorter than any other in the problem. This regime is experimentally unfeasible with optical potential both in terms of length scales and of confinement strengths, and in this sense the calculation represents little more than a toy model. Nevertheless, we simulate the dynamics taking into account in detail the physical features of a real atomic species *as if* the geometry considered were realizable in the laboratory via some trapping force. This allows us to gain a thorough understanding of the relevant energy and time scales, which we subsequently apply to a more realistic case of Rydberg-excited atoms interacting at longer distances, compatible with realistic optical potentials.

3.1. Optimization for two calcium atoms at short distance

We consider two calcium atoms in an optical lattice at a distance of $d = 5$ nm that will be excited into a low-lying excited state. While such a distance is not feasible with the trapping techniques currently available in experiments, larger distances do not provide a sufficient interaction strength in the excited state to reach any significant fidelity in a reasonable amount of time. Nevertheless, this unrealistic assumption allows us to determine the physical mechanisms that limit the gate operation time.

At close distance, the ground state wavefunctions of the two atoms in a harmonic trap can have a significant overlap,

$$\langle \Psi_+ | \Psi_- \rangle \approx e^{-\frac{m\omega d^2}{2\hbar}}.$$

In order to be able to treat qubits carried by the two atoms as independent, we compensate for the small value of d with an artificially large trap frequency. A choice of $\omega = 400$ MHz ensures that the overlap of the wavefunctions is smaller than 10^{-4} . The grid parameters need to be chosen such that a reasonable number of trap eigenstates (about 50 in our case) is correctly represented. This is accomplished by taking R_{\min} to be $5.0 a_0$, $R_{\max} = 300.0 a_0$, the number of

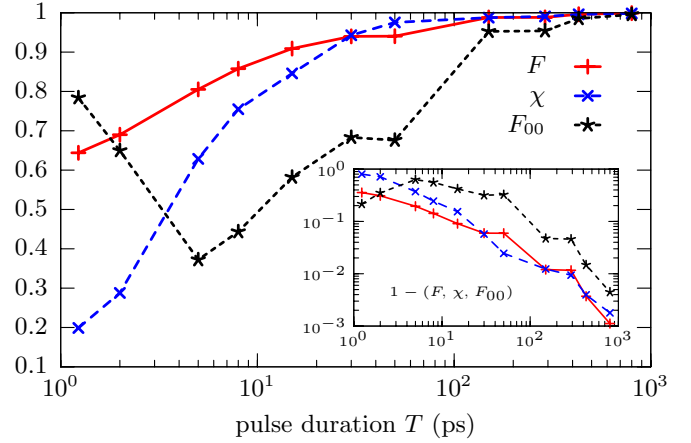


Figure 4. Fidelity F , non-local phase χ (in units of π) and vibrational fidelity, i.e. projection onto the vibrational target state, F_{00} , for different gate times T . The inset shows the infidelity $1 - F$ and the respective quantities $1 - \chi$ and $1 - F_{00}$. The interatomic distance is $d = 5$ nm.

grid points $N_R = 512$, with mapping parameters $\beta = 0.5$, $E_{\max} = 1 \times 10^{-8}$, cf [23].

The minimum gate operation time to achieve a high-fidelity implementation can be due to (i) the strength of the exchange interaction in the excited state or (ii) the vibrational motion in the trap. We investigate both hypotheses. The time scale associated with the interaction strength is estimated from the maximum phase that can accumulate in the interacting state during time T . For a non-local phase of 1 rad, we find

$$T_{\text{int}}^{\text{rad}}(d) = \frac{1}{E_{0a} - V_{0a}(d)}, \quad (18)$$

where E_{0a} denotes the energy of two infinitely separated, i.e. non-interacting, atoms in the $|0a\rangle$ or $|a0\rangle$ state, and $V_{0a}(d)$ denotes the interaction potential at the distance d . For $d = 5$ nm, this yields $T_{\text{int}}^{\text{rad}} \approx 1.23$ ps for a non-local phase of 1 rad, and $T_{\text{int}}^{\pi} \approx 4.4$ ps for a non-local phase of π . The time scale associated with the vibrational motion in the trap is estimated by considering the mean energy difference of the trap ground state energy to its neighbouring levels, i.e. the last bound state and the first excited trap state. For the chosen trap frequency, we obtain $T_v \approx 800$ ps.

The optimization results for gate operation times varied between the two limits $T_{\text{int}}^{\text{rad}}$ and T_v are shown in figure 4. We compare the fidelity F , equation (7), non-local phase χ , equation (16), and vibrational fidelity F_{00} , equation (14). The optimizations are converged to within $\Delta F < 1 \times 10^{-4}$ except for $T = 30$ and 50 ps which are converged to within $\Delta F < 2 \times 10^{-4}$. For durations below 150 ps, with errors remaining larger than 10^{-2} , no satisfactory fidelity is obtained. As the gate operation time approaches T_v , optimization is successful in the sense that fidelities arbitrarily close to 1 can be reached. The results shown in figure 4 can be understood as follows: the two-qubit phase χ increases with the pulse duration T , and at $T = 5$ ps, the time that was roughly estimated to reach a non-local phase of π , about half that phase is actually obtained. This is not surprising since the wavepacket is not in the excited state for the complete gate

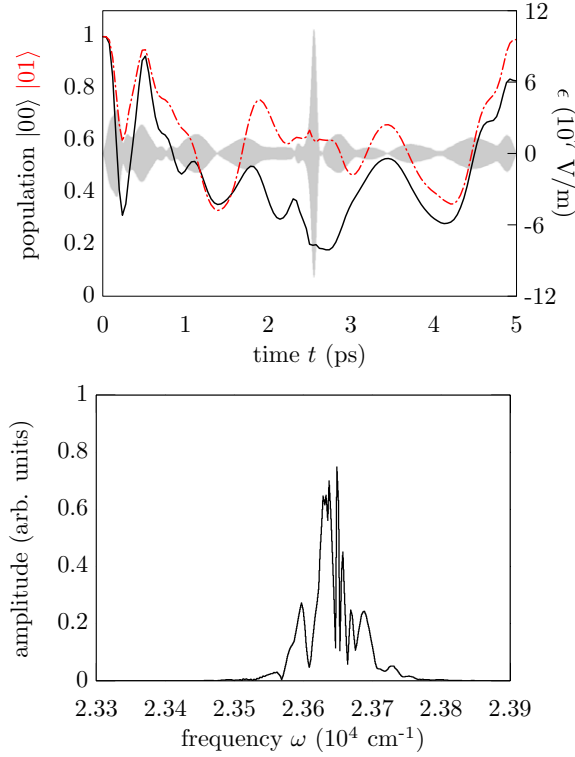


Figure 5. Optimized pulse (grey) and population dynamics ($|00\rangle$ state: solid black line, $|01\rangle$ state: dot-dashed red line, top) and pulse spectrum (bottom) for $T = 5$ ps ($F = 0.805$).

duration T due to the switch-on and switch-off phases of the pulse and its general shape. The non-local phase reaches the desired value of π at about 50 ps. We thus find that a prolonged action of the exchange interaction leads indeed to a non-local gate. However, for short gate durations, no control over the motional degree of freedom can be exerted. For $T = 5$ ps, the vibrational fidelity drops below 50%, and it increases rather slowly for larger T . This is due to the wave packet spending enough time in the excited state to be accelerated by the $1/R^3$ potential. When the laser pulse returns the wavepacket to the electronic ground state, it has acquired significant vibrational energy. Since the pulse is too short to resolve the vibrational motion in the trap, optimization cannot identify the desired trap state and thus it cannot counteract the excitation. The population of excited trap states after the gate can be avoided only when the pulse is long enough to resolve different trap states. As the gate duration becomes comparable to T_v , fidelities close to 1 are obtained.

An analysis of the dynamics induced by the optimized pulses is instructive for short gate durations despite the low fidelity. Figures 5 and 6 display the optimized pulse, its spectrum and the dynamics for $T = 5$ ps. The guess pulse that is used to start the iterative optimization has a Gaussian envelope with a peak intensity of about 4.9×10^7 V m $^{-1}$. The intensity was chosen to drive one complete Rabi cycle for a single qubit in the $|0\rangle$ state (2π -pulse). The pulse fluence is increased by a factor of about 7 during the course of iterations. Optimization results in a pulse shape that clearly shows more features than a Gaussian, cf

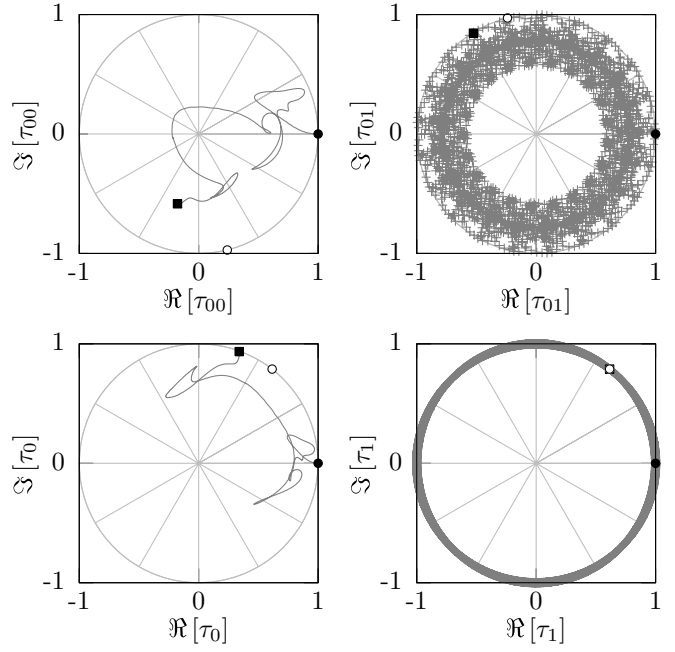


Figure 6. Phase dynamics induced by the optimized pulse ($T = 5$ ps) in the complex plane for the two-qubit states (top) and the single-qubit states (bottom). The initial state is represented by a black circle, the final state by a black square and the target state by a blank circle.

top panel of figure 5. The first peak of the pulse, centred around ≈ 100 fs, drives significant population transfer to the auxiliary state. The last peak of the pulse, centred around ≈ 1 ps, restores all population to the electronic ground state. The dynamics yielding the non-local phase occur at intermediate times. Since there is no interaction between the two atoms in the $|01\rangle$ and $|a1\rangle$ states, the population dynamics of the $|01\rangle$ state (red dot-dashed line in figure 5) are equivalent to those of a single atom. The comparison of the population dynamics of the $|00\rangle$ state and the $|01\rangle$ state (black solid and red dot-dashed lines in the top panel of figure 5) therefore yields the difference between single-qubit and two-qubit dynamics. For the short gate operation time shown in figure 5, the two curves are fairly similar. This is in agreement with the non-local phase of only 0.63π that is achieved. The spectrum of the optimized pulse, cf the bottom panel of figure 5, is tightly centred around the $|0\rangle \rightarrow |a\rangle$ transition frequency of $23\,652.30$ cm $^{-1}$. It is sufficiently narrow to guarantee that no undesired transitions, for example, into the ${}^1\Pi_g(S+D)$ state, are induced.

The dynamics of the two-qubit system and of a single qubit can be analysed by projecting the time-evolved two-qubit basis state onto the initial two-qubit and single-qubit states,

$$\tau_{ij}(t) = \langle ij\varphi_0 | \hat{\mathbf{U}}(t, 0; \epsilon^{\text{opt}}) | ij\varphi_0 \rangle, \quad (19)$$

$$\tau_j(t) = \langle j | \hat{\mathbf{U}}(t, 0; \epsilon^{\text{opt}}) | j \rangle. \quad (20)$$

The phase dynamics $\tau_{ij}(t)$ and $\tau_j(t)$ obtained with the optimized pulse of figure 5 are shown in figure 6 with the top (bottom) corresponding to the two-qubit (single-qubit) dynamics. The phase of the initial state is indicated by a filled black circle, the phase of the final state by a black square

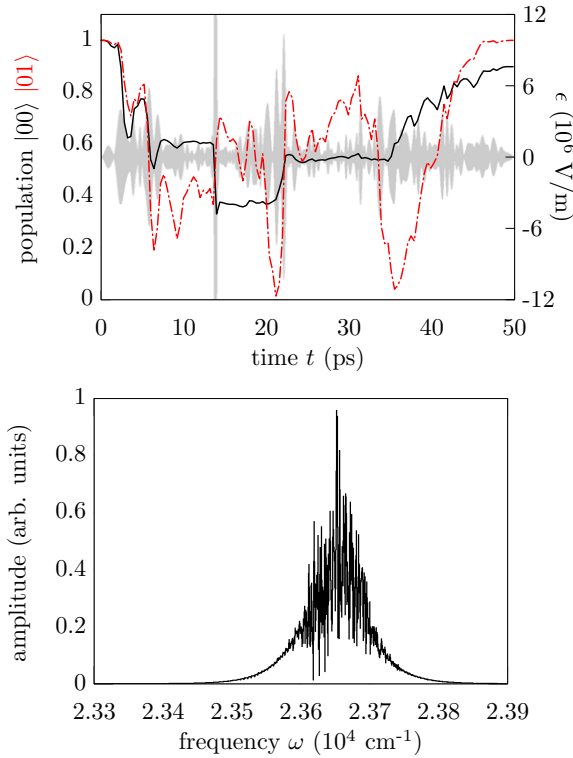


Figure 7. Pulse dynamics (top) and spectrum (bottom) for the optimized pulse with $T = 50$ ps after 255 iterations ($F = 0.988$), analogously to figure 5.

and the phase of the optimization target by a blank circle. The phase dynamics of the $|01\rangle$ state (upper-right panel of figure 6, no connecting lines are shown) consist of a mixture of the natural time evolution and the dynamics induced by the pulse. The $|1\rangle$ state (lower-right panel of figure 6) displays *only* the natural time evolution. Since it is not coupled to any other state by the pulse, the population remains 1, i.e. on the unit circle, at all times. The fact that the $|00\rangle$ state does not return to the unit circle at the final time T indicates leakage out of the quantum register. The overall fidelity amounts to only 0.805, cf figure 4, with the target phase for both the $|00\rangle$ state and $|01\rangle$ state missed by almost equal amounts, cf black squares and empty circles in the upper panel of figure 6. This reflects that the optimization is balanced with respect to all targets, i.e. the terms in the sum of the target functional, equations (6) and (7), all enter with the same weight. A comparison of the $|00\rangle$ and $|0\rangle$ phase dynamics (upper- and lower-left panels of figure 6) illustrates how a true non-local phase is achieved, even though the optimization is only partially successful: without interaction the phase on the $|00\rangle$ state would evolve according to $\phi_{00} = 2\phi_0$. The extent to which this is not the case demonstrates how the interaction leads to the non-local phase.

The optimized pulses, their spectra and the corresponding population dynamics for intermediate and long gate durations are shown in figures 7 ($T = 50$ ps) and 8 ($T = 800$ ps). The guess pulses were again chosen to be Gaussian 2π -pulses. During the course of the iterations, the pulse fluence was increased by a factor of 28 for $T = 50$ ps and by a factor

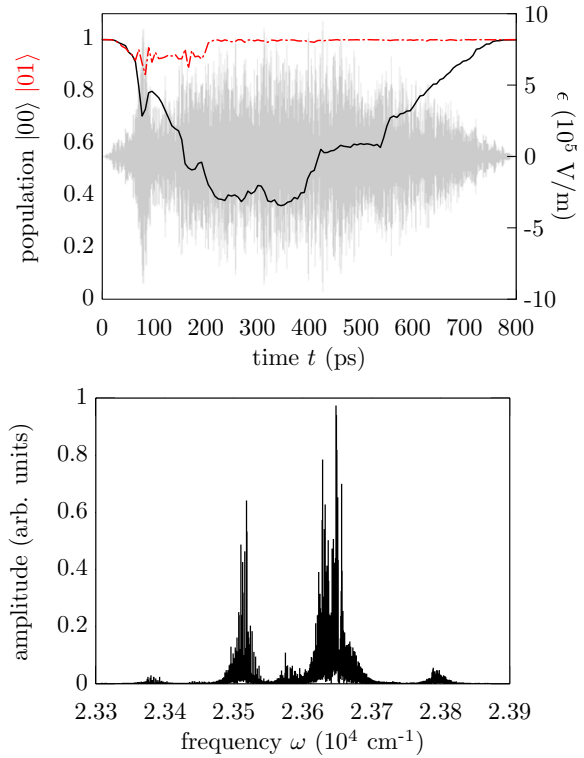


Figure 8. Pulse dynamics (top) and spectrum (bottom) for the optimized pulse with $T = 800$ ps after 104 iterations ($F = 0.999$), analogously to figure 5.

of 44 for $T = 800$ ps. The overall structure of the optimized pulse for $T = 50$ ps is similar to that obtained for $T = 5$ ps: two peaks at the beginning and the end induce population transfer to and from the auxiliary state, while the intermediate part of the pulse drives Rabi oscillations in the course of which the non-local phase is achieved. The first peak of the pulse triggering population transfer to the auxiliary state remains clearly visible as the gate operation time T is further increased, cf figure 8. Overall, however, the optimal pulse shows less discernible features for $T = 800$ ps than for the shorter gate durations where a sequence of subpulses was found. This is reflected in the population dynamics: while for $T = 50$ ps, each subpulse drives a partial transfer, resulting in step-wise population dynamics, almost adiabatic behavior is observed for $T = 800$ ps. Comparing the population dynamics for a single-qubit and the two-qubit system for $T = 50$ ps (black solid and red dot-dashed lines in the upper panel of figure 7), more differences are obtained than for $T = 5$ ps, cf figure 5, but overall the single-qubit and two-qubit dynamics are still fairly similar. This changes dramatically for $T = 800$ ps (black solid and red dot-dashed lines in the upper panel of figure 8), where the population dynamics for $|00\rangle$ and $|01\rangle$ are clearly distinct, reflecting that the desired non-local phase is fully achieved ($\chi = 0.998\pi$ for $T = 800$ ps as compared to $\chi = 0.975\pi$ for $T = 50$ ps). The spectrum of the optimal pulse for $T = 50$ ps is fairly similar to that obtained for $T = 5$ ps, cf the lower panels of figures 5 and 7: it basically consists of a single narrow peak centred around the $|0\rangle \rightarrow |a\rangle$ transition frequency. The spectrum for $T = 50$ ps shows somewhat

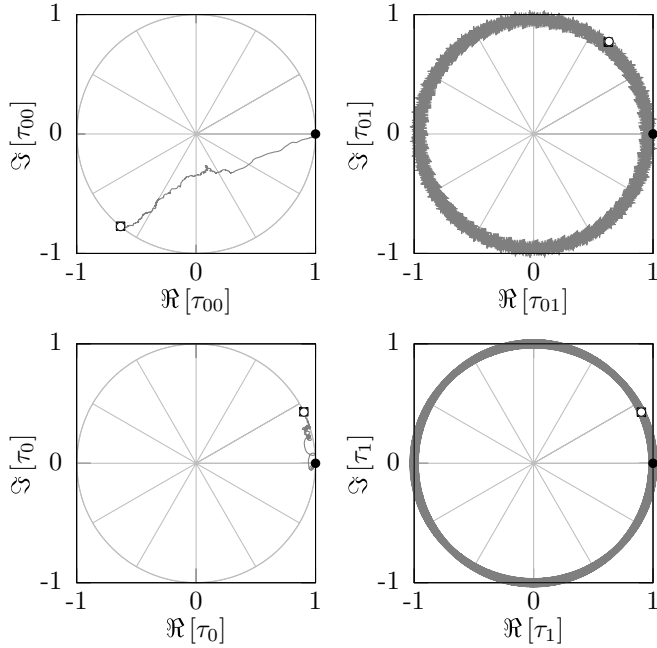


Figure 9. Phase dynamics induced by the optimized pulse ($T = 800$ ps) in the complex plane for the two-qubit single-qubit states, analogously to figure 6.

more features within the peak which is attributed to the better spectral resolution for larger T . For $T = 800$ ps, the spectrum of the optimal pulse consists of a narrow peak at the $|0\rangle \rightarrow |a\rangle$ transition frequency and sidebands. These sidebands remain sufficiently close to the $|0\rangle \rightarrow |a\rangle$ transition that resonant excitation into other electronic states can be excluded, cf figure 3. The phase dynamics induced by the optimized pulse of figure 8 are shown in figure 9. Since the target phases include the natural time evolution, their locations in figure 9 differ from those in figure 6. The overlap of the final states (black square) and the target states (open circle) confirms the success of the optimization. All phases end up on the unit circle demonstrating that no leakage from the quantum register occurs at the end of the gate for $T = 800$ ps.

We also carried out optimizations for non-local target phases that are a fraction of π such as $\frac{\pi}{2}$ or $\frac{\pi}{3}$. If high-fidelity implementations of such fractional phasegates are found, several of these gates can be combined sequentially to yield a total non-local phase of π . However, for short gate operation times, optimization for non-local target phases smaller than π did not prove any more successful than optimization for π . In particular, the population of excited trap states at the end of the gate could not be avoided for fractional phasegates either. Moreover, we investigated whether pulses driving multi-photon transitions, for example, pulses with their central frequency a third of $|0\rangle \rightarrow |1\rangle$ transition frequency, yield better fidelities for short gate operation times. However, we did not observe any substantial difference in the results compared to the pulses reported in figures 5, 7 and 8. These additional investigations confirm that for our example of two ultracold calcium atoms in an optical lattice, the limits on the gate operation time are set by the requirement to restore the ground vibrational state of the trap.

3.2. Optimization for two atoms at long distance under strong dipole–dipole interaction

To determine whether it is really the ground state motion in the trap and not the non-local interaction in the excited state that sets the speed limit for two atoms resonantly excited to an interacting state, we vary the interaction strength C_3 of the dipole–dipole interaction potential,

$$\hat{V}(R)_{0a} = \hat{V}(R)_{a0} = -\frac{C_3}{R^3}, \quad (21)$$

keeping the trap frequency and gate duration constant. We consider the atoms to be separated by $d = 200$ nm which corresponds to a realistic optical lattice in the UV regime. In order to keep the overlap of the ground state wavefunctions smaller than 10^{-4} at a distance of 200 nm, the trap frequency has to be set to at least 250 kHz. This corresponds to $T_v \approx 2$ ns.

For the interaction potential of two calcium atoms in the $B^1\Sigma_u^+$ state used in section 3.1, the C_3 coefficient takes a value of $16.04 \text{ au} = 0.5217 \times 10^3 \text{ nm}^3 \text{ cm}^{-1}$ [26, 27, 32]. This results in an interaction energy of about 4 cm^{-1} at $d = 5$ nm. Based on the results of section 3.1, we know that such an interaction energy is sufficient to yield a non-local phase in a few tens of picoseconds. For $d = 200$ nm, the same interaction energy is obtained by choosing C_3 to be roughly $1 \times 10^6 \text{ au}$. Just for comparison, the C_3 coefficient for highly excited Rydberg states is about $3 \times 10^6 \text{ au}$, resulting in an interaction energy of about $1.3 \times 10^{-3} \text{ cm}^{-1}$ at a typical distance of $4 \mu\text{m}$ for two atoms trapped in optical tweezers [33].

We vary the C_3 coefficient from $1 \times 10^6 \text{ au}$ to $1 \times 10^9 \text{ au}$. If the gate duration is solely determined by the requirement of a sufficiently strong interaction to realize the non-local phase, we expect to find high-fidelity implementations with optimal control by increasing the C_3 coefficient. In particular, we pose the question whether picosecond and sub-picosecond gate durations can be achieved given that the interaction is sufficiently strong, i.e. given that the C_3 coefficient is sufficiently large. Based on the results of section 3.1 where a non-local phase of π was achieved within 50 ps, we estimate that C_3 needs to be increased from 1×10^6 by a factor of 50 (100) to obtain a high-fidelity gate for a duration of 1 ps (0.5 ps).

Figure 10 presents optimization results for a controlled phasegate with gate operation times of $T = 0.5$ ps and $T = 1$ ps. The central frequency of the guess pulse was adjusted in each case to compensate for the increased interaction energy and ensure resonant excitation. The grid parameters were chosen to be $R_{\min} = 5 a_0$, $R_{\max} = 13000 a_0 \approx 688 \text{ nm}$ and $N_R = 2048$. This choice of R_{\max} guarantees that at least 50 eigenstates of the trap are accurately represented. We verified that the grid is sufficiently large, i.e. the wave packet does not reach the boundaries of the grid during propagation. Moreover, we checked that doubling the number of grid points did not yield substantially different results. Figure 10 clearly shows that increasing the interaction strength leads to larger non-local phases. A non-local phase of π is reached for $C_3 = 4 \times 10^8 \text{ au}$. However, increasing the interaction strength also results in a complete loss of control over the motional degree of freedom, with the vibrational fidelity F_{00} reduced

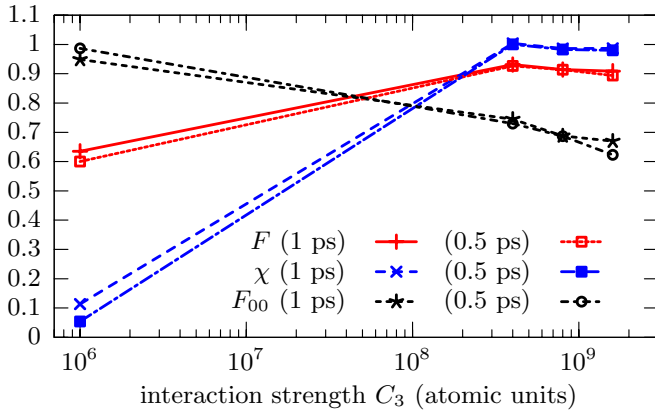


Figure 10. Fidelity F , non-local phase χ (in units of π) and vibrational fidelity, i.e. projection onto the vibrational target state, F_{00} for increasing interaction strength C_3 in the excited state for two different gate times T . All optimizations have converged to $\Delta F < 1 \times 10^{-4}$. The interatomic distance is $d = 200$ nm.

to 75% and below. A stronger interaction in the excited state accelerates the wave packet more, increasing its vibrational excitation. This results in a larger spread over many trap states upon the wave packet's return to the ground state. Since 0.5 ps or 1 ps is much shorter than the time scale of the motion in the trap, T_v , the optimization algorithm cannot resolve the eigenstates of the trap. Thus, it cannot identify the target F_{00} which is consequently missed completely. Note that trap frequencies up to a few MHz are possible and imply shorter T_v . Nevertheless, any realistic trap frequency results in vibrational time scales much larger than a few picoseconds. While excited state potentials providing for a strong interaction between two neutral atoms exist, resonant excitation into such an excited state will not yield an ultrafast non-local gate due to coupling with the motional degree of freedom, unless we consider a gate scheme that is completely insensitive to vibrational excitations.

4. Summary and conclusions

We have studied the high-fidelity implementations of a controlled phasegate for two trapped ultracold atoms via resonant optical transitions to an electronically excited state with long-range diatomic interaction. To the best of our knowledge, we have for the first time explicitly accounted for the detailed R -dependence of the interaction and thus for the coupling between internal and motional degrees of freedom that may cause leakage out of the quantum register within in a scalable setup. We have employed optimal control theory to calculate laser pulses that carry out the gate. This has allowed us to determine gate implementations of basically arbitrarily high fidelity provided that the gate operation time is sufficiently long (and at the same time, short enough to neglect dissipation). Our main goal was to achieve the fastest possible gate implementation and to identify what limits the gate operation time, i.e. to determine the quantum speed limit for a controlled phasegate for two neutral trapped atoms.

The standard reasoning considers the interaction strength to be the limiting factor, i.e. the gate operation time is estimated

by the inverse of the two-qubit interaction. Our calculations show that a second time scale might come into play: for resonant excitation, the interaction between the two atoms causes a coupling between internal and motional degrees of freedom. This induces vibrational excitation which can be carried away by the laser pulse only if the target state is fully resolved during the optimization. The gate operation time is thus limited either by the two-qubit interaction strength or by the vibrational motion in the trap, whichever one of the two yields the larger time.

This finding has important implications for the design of two-qubit gates where the qubits are carried by neutral atoms. For example, the excitation of atoms into Rydberg states yields an interaction that one might expect to allow for nanosecond to sub-nanosecond gate operation times. However, the motional state of the atoms needs to be restored at the end of the gate, and traps with sub-nanosecond vibrational motion seem difficult to realize. The question of how an ultrafast two-qubit gate can be realized in a scalable setup therefore remains open.

Acknowledgments

We would like to thank Peter Zoller for many stimulating discussions. Financial support from the Deutsche Forschungsgemeinschaft (grant no KO 2302/2), as well as the BMBF (project QUOREP) and the EC (IP AQUTE) is gratefully acknowledged.

Appendix. Reduced optimization scheme

Since the dynamics relevant for obtaining a non-local phase involves only the $|00\rangle$ state out of the four two-qubit states, cf figure 2, we can reduce our full model, equation (4), to one describing only the leftmost column of figure 2. This is a direct consequence of optimizing for a diagonal two-qubit gate. We are then operating in a $4N_R$ -dimensional Hilbert space instead of a $3 \times 3 \times N_R$ -dimensional Hilbert space. However, care must be taken to extract the correct non-local phase χ . The phase ϕ_{00} describing the time evolution of the two-qubit $|00\rangle$ state alone is not sufficient to obtain the non-local phase χ since ϕ_{00} contains contributions from both the single-qubit and two-qubit dynamics. We therefore need to augment our reduced model for the dynamics starting from $|00\phi_0\rangle$ by a two-level system ($|0\rangle, |a\rangle$). This captures the purely single-qubit dynamics in the phase ϕ_0 . The non-local phase is then obtained as the difference between ϕ_{00} and (twice) ϕ_0 , see table A1. The optimization targets for the full model and the reduced model are also listed in table A1. They correspond to the unitary transformation for the full model and to two state-to-state transitions for the reduced model. Note that this type of state-to-state transition requires a phase-sensitive functional such as the one in equation (7). We have checked numerically that the full and reduced model are indeed equivalent: propagating the Schrödinger equation with an optimal pulse obtained for the reduced model but employing the full Hamiltonian, equation (4), we obtained the same fidelity as for the reduced model.

Table A1. Comparison between the full model and the reduced model for the optimization of a controlled phasegate.

| | Full | Reduced |
|-----------------|---|---|
| Target | $ 00\rangle \rightarrow e^{i(\phi+\phi_T)} 00\rangle$ $ 01\rangle \rightarrow e^{i\phi_T} 01\rangle$ $ 10\rangle \rightarrow e^{i\phi_T} 10\rangle$ $ 11\rangle \rightarrow e^{i\phi_T} 11\rangle$ | $ 00\rangle \rightarrow e^{i(\phi+\phi_T)} 00\rangle$ $ 0\rangle \rightarrow e^{i\phi_T/2} 0\rangle$ |
| Gate phases | ϕ_{00} $\phi_{10} = \phi_{01}$ ϕ_{11} | $= \phi_{00}$ $= \phi_0 + \phi_1$ $= 2\phi_1$ |
| Non-local phase | $\chi = \phi_{00} - \phi_{01} - \phi_{10} + \phi_{11}$ | $\chi = \phi_{00} - 2\phi_0$ |

References

- [1] Nielsen M and Chuang I L 2000 *Quantum Computation and Quantum Information* (Cambridge: Cambridge University Press)
- [2] Jaksch D, Briegel H-J, Cirac J I, Gardiner C W and Zoller P 1999 *Phys. Rev. Lett.* **82** 1975
- [3] Calarco T, Hinds E A, Jaksch D, Schmiedmayer J, Cirac J I and Zoller P 2000 *Phys. Rev. A* **61** 022304
- [4] Anderlini M, Lee P J, Brown B L, Sebby-Strabley J, Phillips W D and Porto J V 2007 *Nature* **448** 452
- [5] Trotzky S, Cheinet P, Fölling S S, Feld M, Schnorrberger U, Rey A M, Polkovnikov A, Demler E A, Lukin M D and Bloch I 2008 *Science* **319** 295–9
- [6] Jaksch D, Cirac J I, Zoller P, Rolston S L, Côté R and Lukin M D 2000 *Phys. Rev. Lett.* **85** 2208
- [7] Isenhower L, Urban E, Zhang X L, Gill A T, Henage T, Johnson T A, Walker T G and Saffman M 2010 *Phys. Rev. Lett.* **104** 010503
- [8] Wilk T, Gaëtan A, Evellin C, Wolters J, Miroshnychenko Y, Grangier P and Browaeys A 2010 *Phys. Rev. Lett.* **104** 010502
- [9] Koch C P, Luc-Koenig E and Masnou-Seeuws F 2006 *Phys. Rev. A* **73** 033408
- [10] Koch C P and Moszyński R 2008 *Phys. Rev. A* **78** 043417
- [11] Palao J P and Kosloff R 2002 *Phys. Rev. Lett.* **89** 188301
- [12] Palao J P and Kosloff R 2003 *Phys. Rev. A* **68** 062308
- [13] Tannor D, Kazakov V and Orlov V 1992 *Time-Dependent Quantum Molecular Dynamics* ed J Broeckhove and L Lathouwers (New York: Plenum) pp 347–60
- [14] Somlóí J, Kazakov V A and Tannor D J 1993 *Chem. Phys.* **172** 85
- [15] Zhu W, Botina J and Rabitz H 1998 *J. Chem. Phys.* **108** 1953
- [16] Tesch C M and de Vivie-Riedle R 2002 *Phys. Rev. Lett.* **89** 157901
- [17] Judson R S and Rabitz H 1992 *Phys. Rev. Lett.* **68** 1500
- [18] Campbell W C, Mizrahi J, Quraishi Q, Senko C, Hayes D, Hucul D, Matsukevich D N, Maunz P and Monroe C 2010 *Phys. Rev. Lett.* **105** 090502
- [19] Lloyd S 2000 *Nature* **406** 1047
- [20] Levitin L B and Toffoli T 2009 *Phys. Rev. Lett.* **103** 160502
- [21] Caneva T, Murphy M, Calarco T, Fazio R, Montangero S, Giovannetti V and Santoro G E 2009 *Phys. Rev. Lett.* **103** 240501
- [22] Boyd M M, Ludlow A D, Blatt S, Foreman S M, Ido T, Zelevinsky T and Ye J 2007 *Phys. Rev. Lett.* **98** 083002
- [23] Kokouline V, Dulieu O, Kosloff R and Masnou-Seeuws F 1999 *J. Chem. Phys.* **110** 9865
- [24] Willner K, Dulieu O and Masnou-Seeuws F 2004 *J. Chem. Phys.* **120** 548
- [25] Kallush S and Kosloff R 2006 *Chem. Phys. Lett.* **433** 221
- [26] Bussery-Honvault B, Launay J-M and Moszynski R 2003 *Phys. Rev. A* **68** 032718
- [27] Bussery-Honvault B and Moszynski R 2006 *Mol. Phys.* **104** 2387
- [28] Grace M D, Dominy J, Kosut R L, Brif C and Rabitz H 2010 *New J. Phys.* **12** 015001
- [29] Kosloff R 1994 *Ann. Rev. Phys. Chem.* **45** 145
- [30] Zhang J, Vala J, Sastry S and Whaley K B 2003 *Phys. Rev. A* **67** 042313
- [31] Kraus B and Cirac J I 2001 *Phys. Rev. A* **63** 062309
- [32] Degenhardt C, Binnewies T, Wilpers G, Sterr U, Riehle F, Lisdat C and Tiemann E 2003 *Phys. Rev. A* **67** 043408
- [33] Gaëtan A, Miroshnychenko Y, Wilk T, Chotia A, Viteau M, Comparat D, Pillet P, Browaeys A and Grangier P 2009 *Nat. Phys.* **5** 115