

# Lawrence Berkeley National Laboratory

## Recent Work

**Title**

THE SHAPE OF A PENDENT LIQUID DROP

**Permalink**

<https://escholarship.org/uc/item/4q67b2mk>

**Author**

Concus, Paul

**Publication Date**

1978-03-01

U U 3 3 4 3 U 3 2 3 2

Uc-32  
LBL-4649 Rev.  
Preprint  
c.1

To be Submitted for Publication

THE SHAPE OF A PENDENT LIQUID DROP

RECEIVED  
LAWRENCE  
BERKELEY LABORATORY

MAY 1 1978


Paul Concus and Robert Finn

LIBRARY AND  
DOCUMENTS SECTION

March 1978

Prepared for the U. S. Department of Energy  
under Contract W-7405-ENG-48  
and by the National Aeronautics and Space  
Administration under Contract Number 67705-C  
and by the National Science Foundation under  
Contract Number MPS 72-04967 A02

**For Reference**  
Not to be taken from this room



LBL-4649 Rev.

c.1

## **DISCLAIMER**

This document was prepared as an account of work sponsored by the United States Government. While this document is believed to contain correct information, neither the United States Government nor any agency thereof, nor the Regents of the University of California, nor any of their employees, makes any warranty, express or implied, or assumes any legal responsibility for the accuracy, completeness, or usefulness of any information, apparatus, product, or process disclosed, or represents that its use would not infringe privately owned rights. Reference herein to any specific commercial product, process, or service by its trade name, trademark, manufacturer, or otherwise, does not necessarily constitute or imply its endorsement, recommendation, or favoring by the United States Government or any agency thereof, or the Regents of the University of California. The views and opinions of authors expressed herein do not necessarily state or reflect those of the United States Government or any agency thereof or the Regents of the University of California.

0 0 0 0 4 5 0 0 2 6 3

THE SHAPE OF A PENDENT LIQUID DROP

Paul Concus and Robert Finn

March 1978

## ABSTRACT

A characterization is given for the most general equilibrium configuration of a symmetric pendent liquid drop. It is shown that for any vertex height  $u_0$  the vertical section can be continued globally as an analytic curve, without limit sets or double points. For small  $|u_0|$  it is proved the section projects simply on the axis  $u = 0$ ; for large  $|u_0|$  the section is shown to have near the vertex the general form of a succession of circular arcs joined near the axis by small arcs of large curvature. The section contracts at first toward a certain hyperbola, the circular arcs gradually changing shape but remaining, until a certain fixed height (asymptotically as  $u_0 \rightarrow -\infty$ ), within a narrow band surrounding the hyperbola. The continuation of the section eventually projects simply on  $u = 0$ , separates from the hyperbola, and continues in an oscillatory manner to infinity.

It is conjectured that as  $|u_0| \rightarrow \infty$  the section converges uniformly (as a point set) to a solution  $U(r)$  with simple projection (for all  $r > 0$ ) on  $u = 0$  and an isolated singularity at  $r = 0$ . A preliminary (weak) form of the conjecture is proved.

The (liquid drop) solutions are also studied from the point of view of their global embedding in the manifold of all formal solutions of the equations. From this point of view, the vertex of the drop appears as a transition point marking a change in qualitative appearance. It is conjectured that the only global solution without double points, in this extended sense, is the singular solution referred to above.

NOTE

This paper combines, with changes and improvements, our earlier reports:

The shape of a pendent water drop, LBL-4649, 1976.

More on the pendent water drop, LBL-4649 Supp., 1976.

The pendent liquid drop: asymptotic properties, LBL-7292, 1978.

## Table of Contents

	Page
Introduction .....	1
I. The case of small $ u_0 $ .....	5
II. Large $ u_0 $ ; initial arc .....	8
III. Very large $ u_0 $ .....	13
IV. Global behavior .....	18
V. Maximum diameter .....	20
VI. Generic estimates for large $ u $ .....	22
VII. Asymptotic estimates .....	43
VIII. A compactness property.....	50
IX. Isolated character of global solutions .....	51

The form of the outer surface of a symmetric liquid drop suspended from a circular aperture is determined by the condition that the mean curvature of the surface is proportional to the distance below a horizontal reference plane. For points near which the surface can be described by a function  $u(x)$  we obtain an equation <sup>(1)</sup>

$$(1) \quad \frac{\partial}{\partial x_i} \left\{ \frac{u_{x_i}}{\sqrt{1 + |\nabla u|^2}} \right\} = -\kappa u + \lambda$$

for the height  $u(x)$  above the plane.

Here  $\kappa$  is a physical constant,  $\kappa > 0$  when the liquid lies above the surface, and  $\lambda$  is a Lagrange parameter, to be determined by the constraints.

In a specific problem the determination of  $\lambda$  may lead to technical difficulties. Formally, however,  $\lambda$  can be transformed out of (1) by adding a constant to  $u$ . In the present paper we intend to characterize all symmetric solutions for the case  $\lambda=0$ . A solution corresponding to given  $\lambda$  can then be found in this family by transforming back.

We shall also introduce the (inessential and convenient) normalization  $\kappa = 1$ . We then obtain, in terms of polar radius  $r$ , the equation

$$(2) \quad \left( r \frac{u_r}{\sqrt{1 + u_r^2}} \right)_r = -ru$$

for a symmetric two dimensional surface  $u(r)$ .

Not all surfaces that appear physically have a simple projection on a base plane, hence for a complete description the form (2) is overly restrictive. We obtain a more suitable (parametric) form of the problem if we introduce the arc length  $s$  along a vertical section of the surface interface, measured from the vertex  $(0, u_0)$ . We are led to the system



$$\frac{d\psi}{ds} = -u - \frac{1}{r} \sin \psi$$

$$(3) \quad \frac{du}{ds} = \sin \psi$$

$$\frac{dr}{ds} = \cos \psi$$

where  $\psi$  is the angle between a tangent to the section and the  $r$ -axis, measured counterclockwise from the positively directed axis to the tangent line.

From the point of view of general theory, one would expect a solution of (3) to be determined, at least locally, by the initial data

$$(1) \quad r(0) = 0; \quad \psi(0) = 0; \quad u(0) = u_0;$$

however, the system (3) is singular at  $s = 0$ , and because of this the second condition in (4) is superfluous (cf the discussion in [4]).

The question of local existence has been studied by Lohnstein [5], who established the convergence of a formal power series expansion. Alternatively, one could adapt the Picard method, as used by Johnson and Perko [6] for the capillary problem, to the case studied here. One obtains locally, by these methods, a non-parametric solution  $u(r)$  of the equation (2), which we may write in the form

$$(5) \quad (r \sin \psi)_r = -r u,$$

corresponding to the (single) initial condition

$$(6) \quad u(0) = u_0.$$

The circumstance that only one initial datum is required yields an important simplification for the problem of characterizing all solutions. It suffices to describe the one-parameter family determined by  $u_0$ , and

it is this approach we adopt in the present work.

In general, the solution  $u(r; u_0)$  determined in this way cannot be continued indefinitely as solution of (5). We shall show however that for any  $u_0$ , the function  $u(r; u_0)$  can be continued as a parametric solution of (3) for all  $s$ , yielding a surface without limit sets or double points.

We shall characterize quantitatively the asymptotic form of the surface in the case  $|u_0| \gg 0$ , and we shall characterize qualitatively the global structure of all such surfaces.

The global behavior changes qualitatively when  $|u_0|$  increases beyond a critical value. If  $|u_0| \gg 0$ , there is an initial range for  $s$  in which the surface looks like a succession of spheres centered on the  $u$ -axis with radius  $\approx (2/|u|)$ . In all cases, the section can be expressed for large  $s$  in the form  $u(r)$  and has an oscillatory behavior as  $r \rightarrow \infty$ .

If  $u_0 = 0$  the unique solution of (2) is given by  $u \equiv 0$ . We assume throughout this paper that  $u_0 < 0$ ; the remaining case is obtained by a simple change of sign <sup>(2)</sup>. We are interested particularly in what happens when  $u_0 \ll 0$ . The resulting surfaces are then physically unstable under most conditions of everyday experience; however, the problem has an independent mathematical interest (one specific feature of which we indicate below) and probably also a physical interest for situations in which gravity forces are small compared with those of surface tension.

We have proved in [7] the existence of a particular singular solution of (2) that can be expressed in the form  $U(r)$  in  $0 < r < \delta$ , and such that  $U(r) \sim -\frac{1}{r}$  as  $r \rightarrow 0$ . In [8] we have presented numerical evidence suggesting that the symmetric solutions discussed above tend uniformly (as point sets) to  $U(r)$  as  $|u_0| \rightarrow \infty$ . A particular consequence of the analysis in the present paper will be a proof of a preliminary form of that conjecture, namely we shall show in sections VI and VII that the solutions converge asymptotically into a neighborhood of  $U(r)$ , the size of which can be estimated a priori and is small relative to other (local) distances.

In section VIII we point out a compactness property, again suggestive for our conjecture. In section IX the structure of solutions is examined from another point of view and some numerical results are presented, suggesting the types of possible global behavior. These results lead in turn to another conjecture, namely that the singular solution  $U(r)$  is the only global solution (in an extended sense) that is free of double points.

We remark that we know of few other studies of the problem from a general theoretical point of view <sup>(3)</sup>. To our knowledge the first attempt to characterize the shape of a liquid drop appears in Bashforth and Adams [10] in which a numerical procedure is developed and applied to configurations in which a vertical point may appear. Thomson [11] used a geometrical method and was able to obtain a figure corresponding, in our notation, to  $u_0 \approx -7$ . Computational studies were greatly facilitated by development of high speed computers and related techniques, and many more particular cases have now been calculated, see, e.g., Hida and Miura [12], Concus and Finn [8], Padday [13], Hartland and Hartley [14], where also further references can be found. Such calculations are suggestive and instructive, but they cannot provide the unifying insight of a general formal description. The present work is intended as an initial step toward that objective.

In this work we study the formal solutions of the static equilibrium equations. We do not here treat the related question of stability; with regard to this matter, the reader may wish to consult the recent papers of Pitts [15, 16], Hida and Miura [12], and also a new contribution by Wente [17].

The central difficulty in the general study of the solutions of (2) lies in the failure of the maximum principle. In the particular situation studied here, a residue of this principle remains, permitting us to compare the solutions with those of a simpler equation. This circumstance, in conjunction with elementary formal manipulation of the equation, provides the central tool in our investigation. We proceed in a succession of steps, most of which are elementary and immediate; when taken together, however, they yield the requisite characterization.

We remark that the comparison technique has proved effective also in other (related) contexts, and has led in particular to new information on the behavior of solutions of (2) near isolated singular points, see,

e. g., [18].

We wish to thank J. Serrin and J. Spruck for a number of stimulating conversations.

I The case of small  $|u_0|$ .

We shall prove :

Theorem 1 : If, in the initial value problem (5, 6) there holds (4)  
 $u_0 \geq -2$ , then the solution can be continued as a (nonparametric) solution  
of the equation

$$(2) \quad \left( \frac{r u_r}{\sqrt{1 + u_r^2}} \right)_r = -ru$$

for all  $r > 0$ . It has an infinity of zeros. For any two successive extrema  
 $r_a, r_b$  of  $u(r)$  there holds  $|u(r_b)| < |u(r_a)|$ . Asymptotically as  
 $u_0 \rightarrow 0$  the first zero  $r_0$  is the first zero of the Bessel function  $J_0(r)$ ,  
 $r_0 \sim 2.405$ .

We study first the portion of the trajectory preceding the first zero, and we note that (2) is equivalent to (5) on any interval on which  $|u_r| < \infty$ .

ii : Let  $u(r)$  satisfy (5) in  $0 < r < R$  and (6) at  $r = 0$ . Then (5)  
 $\sin \Psi(0) = 0$ .

Proof: Integrating (5) from  $\epsilon > 0$  to  $r$ , we find

$$r \sin \Psi - \epsilon \sin \Psi(\epsilon) = - \int_{\epsilon}^r \rho u d\rho,$$

hence, using (6),

$$(7) \quad \sin \Psi = \frac{u_r}{\sqrt{1 + u_r^2}} = - \frac{1}{r} \int_0^r \rho u d\rho$$

from which we conclude  $\lim_{r \rightarrow 0} u_r(r) = 0$ . Hence there exists

$$u_r(0) = \lim_{r \rightarrow 0} \frac{u(r) - u_0}{r} = \lim_{r \rightarrow 0} \frac{1}{r} \int_0^r u_r(\tau) d\tau = 0 .$$

Iii Let  $u(r)$  satisfy (5) in  $0 < r < R$  and (6) at  $r = 0$ . If  $u(r) < 0$  in  $0 < r < R$ , then  $\sin \Psi > 0$  in this interval.

The proof is contained in (7).

It follows in particular that  $u(r) \rightarrow u_R \leq 0$  as  $r \rightarrow R$ , that  $\sin \Psi_R = \lim_{r \rightarrow R} \sin \Psi(r)$  exists, and that

$$0 < \sin \Psi_R = - \frac{1}{R} \int_0^R \rho u(\rho) d\rho \leq 1.$$

We conclude also that if the solution curve does not cross the hyperbola  $ru = -1$ , then  $\sin \Psi_R < 1$ . The following assertion covers as well the case of solution curves crossing that hyperbola.

Iiii : Under the hypotheses of Iii, if in addition  $u_0 \geq -2$ , then  $0 < \sin \Psi < 1$  in  $0 < r \leq R$ .

Proof: Consider the relation

$$(8) \quad \kappa_l + \kappa_m = \frac{\sin \Psi}{r} + (\sin \Psi)_r = -u ,$$

the left side of which splits the mean curvature of the rotation surface defined by  $u(r)$  into a sum of latitudinal ( $\kappa_l$ ) and meridional ( $\kappa_m$ ) sectional curvatures. We note by Iii that  $u(r)$  is increasing in  $0 < r < R$ ; thus

$$(9) \quad \frac{\sin \Psi}{r} = - \frac{1}{r^2} \int_0^r \rho u(\rho) d\rho > - \frac{u(r)}{2}$$

in that interval. Integrating (8) with respect to  $u$  and noting that  $(\sin \Psi)_r = -(\cos \Psi)_u$  yields, using (9),

$$\cos \Psi_R > 1 - \frac{1}{4} (u_0^2 - u_R^2)$$

which contains the assertion. We infer now from the general existence

theorem, applied at  $r = R$ , that the solution curve either can be continued upward until it crosses the  $r$ -axis, or else it tends asymptotically to this axis with increasing  $r$ . We may however exclude the latter possibility.

Iiv : If  $u(r) < 0$  in  $a \leq r < R < \infty$ , then  $R < a \exp \left\{ - \frac{u_a}{a \sin \psi_a} \right\}$ .

Proof: From (5) we find  $r \sin \psi > a \sin \psi_a$  in  $a \leq r < R$ . By Iii,  $\sin \psi_a > 0$ . Thus,

$$\frac{du}{dr} = \tan \psi > \sin \psi > \frac{a \sin \psi_a}{r}$$

and the result follows on an integration.

We have thus established that if  $u_0 \geq -2$  the solution curve is in its initial trajectory monotonically increasing and can be continued until it crosses the  $r$ -axis at a point  $r = a_1$ . To study the further trajectory, we observe that the curve can be continued at least locally across the axis as a solution of (5), and we compare its inclination at a given height  $h$  with the inclination of the initial branch at an equal negative height.

Iv : If the curve can be continued monotonically to a height  $h$  above the  $r$ -axis, then its inclination at this height is smaller than the inclination of the initial branch at the height  $-h$ , that is,

$$\left. \frac{du}{dr} \right]_h < \left. \frac{du}{dr} \right]_{-h}.$$

Proof: We integrate (8) with respect to  $u$  between the height  $-h$  and  $h$ , obtaining

$$\cos \psi \Big|_h - \cos \psi \Big|_{-h} = \int_{-h}^h \frac{\sin \psi}{r} du > 0.$$

Ivi : Under the conditions of Iv, the curve is strictly convex downward when  $u > 0$ , and  $u_{rr} < -u$ .

Proof: From (8),

$$(\sin \psi)_r = \frac{u_{rr}}{(1 + u_r^2)^{3/2}} = -u - \frac{\sin \psi}{r} < -u.$$

From Iv and Ivi we find

Ivii : The curve can be continued to a maximum height  $h_1 < |u_0|$  at a point  $r = m_1 > a_1$ , at which point  $\sin \psi(m_1) = 0$ .

We now proceed as above, comparing inclinations at corresponding heights until the curve crosses the  $r$ -axis a second time, then comparing inclinations as in Iv, and so on. We obtain the qualitative picture indicated in Theorem 1, of a curve oscillating about the  $r$ -axis with successively decreasing extrema (see Fig 1). We note also the additional information, yielded by the method:

Iviii : All inflections of the curve occur on (monotone) curve segments approaching the  $r$ -axis, in the sense of increasing  $s$ . At any two successive points  $\alpha, \beta$ , at which  $|u_\alpha| = |u_\beta|$ , there holds

$$\left| \frac{du}{dr} \right|_\alpha > \left| \frac{du}{dr} \right|_\beta.$$

To prove the final statement of Theorem 1, we note by (7), Iii and Iviii that  $|u_r(r; u_0)|$  tends uniformly to zero with  $u_0$ ; thus the function  $v(r; u_0) = u_0^{-1} u(r; u_0)$  tends uniformly to the Bessel function  $J_0(r)$  as  $u_0 \rightarrow 0$ .

## II Large $|u_0|$ ; initial arc

If  $u_0 \ll 0$  the above reasoning on the behavior of the initial segment fails, and so do the results.

Theorem 2: If  $(4) u_0 \leq -2\sqrt{2}$ , there exists a value  $r_1$ , beyond which  $u(r)$  cannot be continued as a solution of (5). As  $r \rightarrow r_1$ ,  $\sin \psi \rightarrow 1$ .

The proof could proceed by a direct study of the equation, as in section I. We obtain more precise results and also develop techniques that will be needed later if we proceed instead via an obvious comparison principle.

II i: Let  $v^{(1)}(r)$ ,  $v^{(2)}(r)$  be functions defined in  $a \leq r \leq b$  and such that  $(r \sin \psi^{(1)})_r \geq (r \sin \psi^{(2)})_r$ . Suppose  $\sin \psi^{(1)}(a) \geq \sin \psi^{(2)}(a)$ . Then  $\sin \psi^{(1)}(b) \geq \sin \psi^{(2)}(b)$ , and equality holds if and only if  $v^{(1)} = v^{(2)} + \text{const.}$  on  $a \leq r \leq b$ .

The interest in II i lies in the fact that  $\frac{1}{r} (r \sin \psi)_r$  is exactly twice the mean curvature of the rotation surface defined by  $u(r)$ , and this circumstance facilitates the choice of comparison surfaces. In the present case we choose as initial comparison surface the sphere of constant mean curvature  $-u_0/2$ , with center at the point  $(r, u) = (0, u_0 - 2/u_0)$ . Thus, if  $v(r)$  describes a vertical section of the sphere, there holds  $u(0) = v(0)$ ,  $u(r) < v(r)$  in the interval  $0 < r \leq -\frac{2}{u_0}$  (see Fig 2). Using I ii, we find:

II ii: The solution  $u(r)$  of (5, 6) can be continued at least until  $r = -2/u_0$ , and  $\sin \psi(r) < -\frac{u_0 r}{2}$ .

We need also:

II iii: A solution  $u(r)$  of (5) admits no inflections in the region  $r u < -1$ .

Proof: From (8) follows  $ru + \sin \psi = 0$  at any inflection.

Thus,  $\psi$  must continue to increase until either a vertical point is reached or the curve meets again the hyperbola  $ru = -1$ . Integrating (8) with respect to  $u$  and using II ii yields



$$1 - \cos \Psi > -\frac{1}{2} (u^2 - u_0 u).$$

From this we conclude that a vertical slope appears at a value

$$(10) \quad u_1 < \frac{u_0}{2} \left( 1 + \sqrt{1 - 8/u_0^2} \right)$$

which completes the proof of Theorem 2.

We may use a similar procedure to estimate the value  $r_1$ . We note that if  $w(r)$  describes a vertical section of the sphere of constant mean curvature

$$(11) \quad \frac{1}{\beta} = -\frac{u_0}{4} \left( 1 + \sqrt{1 - 8/u_0^2} \right)$$

with center at  $(0, u_0 + \beta)$ , then there holds  $u(0) = w(0)$ , and by II i  $u'(r) > w'(r)$  on any interval  $0 < r \leq R$  along which  $\beta u \leq -2$ . This condition is however satisfied at  $u = u_1$  by (10), hence on the entire arc  $u_0 < u \leq u_1$ . We conclude  $u(r) > w(r)$  until the first vertical occurs at  $r = r_1 < \beta$ .

We note that at  $r = \beta$ , where  $w'(r) = \infty$ , the circle  $w(r)$  intersects the hyperbola  $ru = -2$ .

From II iii we conclude the initial solution curve is convex in the region  $ru < -1$ . This property holds in fact for the entire arc; on the segment of  $u(r)$  joining the initial point to the point  $(r_c, u_c)$  on the hyperbola  $ru = -1$  we obtain from (7, 8, I ii), using the comparison circle  $v(r)$ ,

$$\kappa_m = (\sin \Psi)_r = -u - \frac{\sin \Psi}{r} > -v + \frac{u_0}{2} > -v(r_c) + \frac{u_0}{2} > 0.$$

The last relation holds whenever  $u_0 \leq -\sqrt{2}$ , which is the condition that  $v(r)$  and the hyperbola  $ru = -1$ ,  $u < 0$  intersect. We conclude

also from I ii and the relation

$$(12) \quad \sin \Psi = -\frac{ru}{2} + \frac{1}{2r} \int_0^r \rho^2 u_{\rho} d\rho$$

that  $ru > -2$  on the arc considered.

It turns out the sectional curvatures  $\kappa_{\mathbf{l}}$  and  $\kappa_{\mathbf{m}}$  are both monotone decreasing on the initial arc. We have

$$(13) \quad \frac{d}{dr} \kappa_{\mathbf{l}} = \frac{d}{dr} \frac{\sin \Psi}{r} = \frac{2}{r^3} \int_0^r \rho u_{\rho} d\rho - \frac{u}{r} = \frac{1}{r} (-2 \frac{\sin \Psi}{r} - u) < 0$$

by (8, 12). Also, we have from (7, 8, I ii)

$$(14) \quad \begin{aligned} \frac{d}{dr} \kappa_{\mathbf{m}} &= (\sin \Psi)_{rr} = -u_r + \frac{1}{r} (2 \frac{\sin \Psi}{r} + u) \\ &< -u_r + \frac{1}{r} (u - u_0) = -\frac{1}{r} \int_0^r \rho u_{\rho\rho} d\rho < 0 \end{aligned}$$

by the convexity of  $u$ .

At the initial point  $(0, u_0)$  there holds  $\kappa_{\mathbf{l}} = \kappa_{\mathbf{m}} = -u_0/2$ . From (8, 12, I ii) follows for  $r > 0$  on the initial arc

$$(15) \quad \kappa_{\mathbf{m}} < -u/2 < \kappa_{\mathbf{l}}$$

From (7, 8) we have also

$$(16) \quad \kappa_{\mathbf{m}} = -u - \frac{\sin \Psi}{r} > -u + \frac{u_0}{2}$$

The inequality (15) implies  $\kappa_{\mathbf{m}} < -u_0/2$ , which is the meridional curvature of the comparison surface  $v(r)$ . Comparing the surface  $u(r)$  with  $v(r)$  at corresponding values of  $u$  and applying II ii now yields

$$(17) \quad u_{\mathbf{l}} > v(-\frac{2}{r_0}) = u_0 - \frac{2}{u_0}$$

(see Fig. 2).

We summarize the above results:

Theorem 3: Under the condition of Theorem 2, the initial arc of the solution curve, from  $(r_0, u_0)$  to  $(r_1, u_1)$ , is convex, with sectional curvatures  $\kappa_m, \kappa_l$  decreasing and satisfying  $\kappa_m < -u/2 < \kappa_l$  in  $r_0 < r \leq r_1$ . There holds <sup>(4)</sup>

$$(18) \quad -\frac{2}{u_0} < r_1 < -\frac{u_0}{2} \left( 1 - \sqrt{1 - \frac{8}{u_0^2}} \right)$$

$$u_0 - \frac{2}{u_0} < u_1 < u_0 - \frac{u_0}{2} \left( 1 - \sqrt{1 - \frac{8}{u_0^2}} \right).$$

For  $0 < r \leq -2/u_0$  the arc lies below the comparison circle  $v(r)$  and has smaller curvature, and for  $u_0 < u \leq u_1$  the arc lies above the comparison circle  $w(r)$  and has larger curvature (see Fig. 2).

Further remark: The hypothesis  $u_0 \leq -2\sqrt{2}$  of Theorem 2 could be sharpened by using the comparison surfaces  $v(r)$  and  $w(r)$  in (7) and iterating. A direct numerical integration of (7) yields [19]  $u_0 \approx -2.5678$  as the value for which a vertical first appears. We find immediately:

II iv: Let  $u_{oc}$  be the largest value of  $u_0$  for which a vertical point appears. If  $u_0 = u_{oc}$  the vertical occurs at the second intersection of the solution curve with the hyperbola  $ru = -1$ , and is an inflection point for the solution curve (see Fig 3).

If  $u_0 \leq -5$ , the upper bounds in (18) can be expressed more simply, yielding

$$(19) \quad -\frac{2}{u_0} < r_1 < -\frac{2}{u_0} - \frac{5}{u_0^3}$$

$$u_0 - \frac{2}{u_0} < u_1 < u_0 - \frac{2}{u_0} - \frac{5}{u_0^3}$$

These bounds could also be improved by iteration, starting with the

comparison surfaces  $v(r)$  and  $w(r)$ . We note for reference that the asymptotic series obtained in [19] by formal perturbation expansion yields, for the normalization used here,

$$(20) \quad r_1 = -\frac{2}{u_0} - \frac{4}{3u_0^3} + O(u_0^{-5})$$

$$u_1 = u_0 - \frac{2}{u_0} - \frac{4 + 8 \ln 2}{3u_0^3} + O(u_0^{-5})$$

as  $u_0 \rightarrow -\infty$ .

### III Very large $|u_0|$

If  $u_0 \leq -2\sqrt{2}$  then  $u(r)$  cannot be continued beyond  $r_1$  as a solution of (2). The curve can, however, be continued as a solution of the parametric system (3) as long as  $r$  remains different from zero. We study now the behavior of this family of solutions in terms of the parameter  $u_0$ , asymptotically as  $u_0 \rightarrow -\infty$ . We present here and in IV the first steps in our study of the behavior of this family of solutions in terms of the parameter  $u_0$ , as  $u_0 \rightarrow -\infty$ . The further continuation of the solution is discussed in VI, VII.

We base the discussion principally on II i; to do so, we introduce as comparison functions the sections of rotation surfaces generated by the roulades of an ellipse. The following result is due to Delaunay [20]:

Let an ellipse of major axis  $2a$  and distance  $2c$  between focal points, roll rigidly on an axis without slipping. Let  $\mathcal{C}$  be the curve swept out by one of the focal points. Then the surface generated by rotating  $\mathcal{C}$  about the axis has constant mean curvature  $H = (2a)^{-1}$ .

We note that  $\mathcal{C}$  is periodic with half-period  $\tau$  satisfying  $2a < \tau < \pi a$ , and that each half-period can be represented in the interval  $a - c \leq r \leq a + c$  by a single valued function  $v(r)$  for which the equation

$$(21) \quad \frac{1}{r} (r \sin \psi)_r = 1/a$$

holds, and for which  $\sin \psi = 1$  at the two end points (see Fig 4).

We proceed step by step :

The procedure of II shows that an infinite slope first appears at  $(r_1, u_1)$ , with bounds on  $(r_1, u_1)$  given by (18). The system (3) is non-singular at  $(r_1, u_1)$ , hence the curve can be continued beyond this point as a solution of (3, 4). From (16) we find at  $(r_1, u_1)$

$$\kappa_m > -u_1 + \frac{u_0}{2} > \frac{u_0}{2} + \frac{2}{u_0} > 0$$

so the curve turns back toward the  $u$ -axis, and can be described again (locally) as a solution of (5). We compare it with a roulade  $v^{(1)}(r)$  whose mean curvature is  $-\frac{u_1}{2}$  and for which  $a_1 + c_1 = r_1$  (see Fig. 5). Since  $v_r^{(1)}(r_1) = -\infty$ , II i yields  $u_r < v_r^{(1)}$ , hence  $u(r) > v^{(1)}(r)$  as long as the continuation of both  $u$  and  $v^{(1)}$  as single valued functions is possible.

The curve  $v^{(1)}(r)$  can be continued toward the  $u$ -axis only until the point  $(a_1 - c_1, u_1 + \tau_1)$ , with  $a_1 - c_1 = -\frac{2}{u_1} - r_1 > 0$ ; at this point the slope is again infinite. It follows there is a value  $r_2 > -\frac{2}{u_1} - r_1$  beyond which this branch of the solution curve cannot be continued as a single valued function.

From the geometrical interpretation of  $\tau_1$  as the half-circumference of an ellipse with major axis  $2a_1 = -2/u_1$  and focal length  $c_1 = r_1 - a_1$ , one finds that for large  $|u_0|$ ,

$$(22) \quad \tau_1 = -\frac{2}{u_1} + \alpha_1 \frac{\ln |u_1|}{|u_1|^3}, \quad \alpha_1 = -\frac{16}{3} + O\left(\frac{1}{\ln |u_1|}\right).$$

Let us estimate  $r_2$  from above. To do so, we compare  $u(r)$  with a roulade  $\hat{v}_1(r)$ , which is determined by the conditions

$$(23) \quad \hat{a}_1 = -\frac{1}{u_1 + \hat{\tau}_1}$$

$$(23) \quad \hat{a}_1 + \hat{c}_1 = r_1$$

$$\hat{\tau}_1 = \int_0^\pi \sqrt{a^2 - c^2 \cos^2 \theta} \, d\theta$$

A formal estimate shows such a roulade exists if  $u_1 < -2\sqrt{\pi}$ .

The conditions (23) are chosen so that the roulade can be placed with its lower vertical point at  $(r_1, u_1)$ , (see Fig 5), and so that in that configuration its mean curvature will be exactly the one determined from the right side of (5) by the upper vertical. Applying II i we obtain  $u_r > \hat{v}_r^{(1)}(r)$ ,  $u(r) < \hat{v}^{(1)}(r)$  for all  $r < r_1$  for which  $u(r) < u_1 + \hat{\tau}_1$ . This condition clearly holds for  $r$  near  $r_1$ ; since  $\hat{v}^{(1)}(r) < u_1 + \hat{\tau}_1$ , we conclude it holds on the entire interval  $\hat{a}_1 - \hat{c}_1 < r < r_1$ , thus

$$0 > v_r^{(1)}(r) > u_r(r) > \hat{v}_r^{(1)}(r) > -\infty$$

on this interval, and hence the solution can be continued to the left of  $r_1$ , at least until the value

$$(24) \quad r_2 < -\frac{2}{u_1 + \hat{\tau}_1} - r_1 = \beta_2.$$

For large  $|u_0|$  we find

$$(25) \quad \hat{\tau}_1 = -\frac{2}{u_1} + \hat{a}_1 \frac{\ln |u_1|}{|u_1|^3}$$

with

$$(26) \quad \hat{a}_1 = -\frac{40}{3} + O\left(\frac{1}{\ln |u_1|}\right).$$

Thus

$$(27) \quad r_2 < -\frac{2}{u_1} - \frac{\alpha_2}{u_1^3} - r_1$$

with

$$(28) \quad \alpha_2 = 4 + O(u_1^{-2} \ln |u_1|).$$

We now proceed, essentially, as in the proof of Theorem 2. We note

$$\sin \Psi > \sin \Psi^{(1)} = -\frac{ru_1}{2} + \frac{r_1}{r} \left( 1 + \frac{r_1 u_1}{2} \right);$$

thus from (24-28) we find for  $r < \beta_2$ ,

$$\frac{\sin \Psi}{r} > -\frac{3}{50} u_1^3 + O(u_1^{-5} \ln|u_1|).$$

We integrate (8) in  $u$  from  $u(\beta_2)$ ; using that  $\cos \Psi < 0$  until a vertical is reached, and that

$$\cos \Psi(\beta_2) > \cos \Psi^{(1)}(\beta_2) = -\frac{\sqrt{21}}{5} + O(u_1^{-2} \ln|u_1|)$$

we are led to a contradiction unless the curve becomes vertical before  $u$  has increased by a value  $-16u_1^{-3}$ . That is, a vertical must appear at a value

$$(29) \quad u_2 < u_1 + \hat{\tau}_1 - 16u_1^{-3}$$

The solution curve then turns back from the axis at  $(r_2, u_2)$  and initiates a further branch.

We summarize these results :

Theorem 4 : From  $(r_1, u_1)$  the solution curve continues backwards towards the  $u$ -axis until a second vertical is reached, at a point  $(r_2, u_2)$  with

$$(30) \quad -\frac{2}{u_1} - r_1 < r_2 < -\frac{2}{u_1 + \hat{\tau}_1} - r_1 = \beta_2$$

$$v^{(1)}(\beta_2) < u_2 < u_1 + \hat{\tau}_1 - 16u_1^{-3}.$$

In the interval  $r_2 < r < r_1$  there holds  $u_r < v_r^{(1)}$ ,  $u > v^{(1)}$ ;

in the interval  $\beta_2 < r < r_1$  there holds  $u_r > \hat{v}_r^{(1)}$ ,  $u < \hat{v}^{(1)}$ .

We note in particular that the horizontal distance of the second vertical

from the axis exceeds that of the first vertical from the hyperbola  $ru = -2$ .

III i : There is exactly one inflection between  $(r_1, u_1)$  and  $(r_2, u_2)$ .

Proof: Clearly, at least one inflection appears. Using (8), we find

$$(\sin \psi)_r = \left( \frac{r}{\cos \psi} - \frac{1}{r} \right) \sin \psi < 0$$

on the arc. Hence there is at most one inflection.

We indicate briefly one further step in the procedure. We construct a roulade  $v^{(2)}(r)$  passing through  $(r_2, u_2)$ , with major axis  $2a_2 = -\frac{2}{u_2}$ , and a second roulade  $\hat{v}^{(2)}(r)$  with a property analogous to that introduced for  $\hat{v}^{(1)}(r)$ . Then there holds  $\hat{v}_r^{(2)} < u_r < v_r^{(2)}$ ,  $\hat{v}^{(2)} < u < v^{(2)}$  in the intervals for which the comparison makes sense, and (as before) still another point  $(r_3, u_3)$  is found such that  $\sin \psi(r_3) = 1$ . The procedure can be continued as long as the values of  $|u(r)|$  remain sufficiently large to justify the indicated steps. A detailed description is given in sections VI, VII.

We find easily:

III ii : The successive horizontal distances of the vertical points, from the axis and from the hyperbola, increase monotonically.

III iii : On each arc segment returning from the hyperbola to the axis there is exactly one inflection. The same statement holds on the remaining arc segments for sufficiently large  $|u|$ .

Theorem 5: In the initial region  $u < 0$ , the entire curve is bounded (strictly) between the  $u$ -axis and the hyperbola  $ru = -2$  (see Fig 6). In this region, the curve can be represented by a single valued function  $r = r(u)$ , with  $|r'(u)| < \infty$ .

Proof: We note from (8) that at any vertical point not preceded by a horizontal point distinct from  $(0, u_0)$  there holds

$$(\sin \psi)_r = -\frac{ru+1}{r},$$



thus each such point continues to an outgoing arc or returning arc according as  $ru > -1$  or  $ru < -1$ . We integrate (5) on an outgoing arc starting from  $(r_\alpha, u_\alpha)$ ,  $\alpha$  even,  $\alpha \geq 2$ , to obtain

$$r \sin \psi = r_\alpha - \int_{r_\alpha}^r \rho u \, d\rho$$

and thus  $u'(r) > 0$  on any such arc along which  $u < 0$ . We find

$$r \sin \psi - r_\alpha = \frac{u_\alpha r_\alpha^2 - ur^2}{2} + \frac{1}{2} \int_{r_\alpha}^r \rho u'(\rho) d\rho > -\frac{1}{2} r_\alpha - \frac{r}{2} (ur)$$

from which

$$ur > \frac{r_\alpha}{r} - 2 \sin \psi > -2.$$

On an arc returning from  $(r_\beta, u_\beta)$  we obtain from (5)

$$r_\beta - r \sin \psi = \frac{ur^2 - u_\beta r_\beta^2}{2} + \frac{1}{2} \int_r^{r_\beta} \rho^2 u'(\rho) d\rho$$

and since  $u_\beta r_\beta > -2$ ,

$$\sin \psi > -\frac{ur}{2} - \frac{1}{2r} \int_r^{r_\beta} \rho^2 u'(\rho) d\rho$$

from which we conclude easily  $u'(\rho) < 0$  in the region  $u < 0$ . There follows immediately  $r > r_\alpha > 0$  along such an arc.

#### IV Global behavior

The discussion thus far shows that the solution curve can be continued upward without self-intersections until it crosses the  $r$ -axis. For by I iii an outward branch must either achieve a vertical or cross that axis, and the comparison method of II yields readily that a returning branch has the same property. There are no horizontal points, by Theorem 5.

We show here that a returning branch cannot cross the  $r$ -axis. Precisely :

IV i : Let  $r = a_1$  be the first point at which the solution curve meets the  $r$ -axis. Then  $0 < u'(a_1) < \infty$ .

Suppose  $u'(a_1) < 0$ , or equivalently,  $\cos \psi_1 < 0$ . The curve could then be continued backward into the negative  $u$ -plane till a first vertical  $(r_\alpha, u_\alpha)$  (see Fig 7), at which, by Theorem 5,

$$(31) \quad r_\alpha u_\alpha > -2.$$

We integrate (8) with respect to  $u$ , from  $u_\alpha$  to 0, obtaining

$$(32) \quad \int_{u_\alpha}^0 \frac{\sin \Psi}{r} du = \cos \Psi_1 + \frac{1}{2} u_\alpha^2.$$

To evaluate the left side of (32) we integrate (5) in  $r$  between  $r$  and  $r_\alpha$ :

$$\begin{aligned} r_\alpha - r \sin \Psi &= - \int_r^{r_\alpha} \rho u d\rho < \frac{r^2 - r_\alpha^2}{2} u_\alpha \\ &< \frac{r^2 u_\alpha}{2} + r_\alpha \end{aligned}$$

by (31). Thus

$$(33) \quad \frac{\sin \alpha}{r} > - \frac{u_\alpha}{2}$$

on the entire arc. Placing (33) into (32) yields  $\cos \Psi_1 > 0$ , contradicting the assumption.

Now observe from (8) that at the crossing point  $a_1$ , the meridional curvature is negative; thus, if  $\cos \Psi_1 = 0$  there would again be a backward branch from  $a_1$  into the negative  $u$ -plane, and we obtain a contradiction as above.

From IV i one sees immediately that the proof of Theorem 1 applies without change to the region  $r \geq a_1$ , in the sense that the solution curve continues from the point  $(a_1, 0)$  as indicated in Fig. 1. We show now the curve does not intersect the initial branch in the region  $u < 0$ .

IVii: Let  $u_\alpha, u_\beta$  be two successive points on the solution curve such that  $r_\alpha = r_\beta$ , with an intervening vertical at  $(r_\gamma, u_\gamma)$ . If  $r_\gamma < r_\alpha$ , then  $\sin \Psi_\beta < \sin \Psi_\alpha$ ; if  $r_\gamma > r_\alpha$ , then  $\sin \Psi_\beta > \sin \Psi_\alpha$ .

Proof: Suppose  $r_\gamma < r_\alpha$ . From (5) we find

$$\begin{aligned} r_\beta \sin \Psi_\beta - r_\gamma &= - \int_{r_\gamma}^{r_\beta} \rho u d\rho \\ r_\alpha \sin \Psi_\alpha - r_\gamma &= - \int_{r_\gamma}^{r_\alpha} \rho u d\rho, \end{aligned}$$

thus since  $r_\alpha = r_\beta$ ,

$$r_\alpha(\sin \psi_\beta - \sin \psi_\alpha) = \int_{r_\gamma}^{r_\alpha} \rho(u^- - u^+) d\rho < 0,$$

$u^-$  and  $u^+$  denoting values of  $u$  on the lower and upper branches.

The case  $r_\gamma > r_\alpha$  follows similarly.

From IV ii follows  $a < b$  in Fig. 8, and thus  $h_1 < b$ . But  $h_j < h_1$ , any  $j > 1$ , by I viii, hence  $h_j < b$ , all  $j > 1$ , and thus intersections are excluded.

Combining these results with Theorems 1 and 5 we obtain:

Theorem 6: The solution of the parametric system (3, 4) defined by the data  $u_0$  can be continued indefinitely without limit sets or double points. It has the form indicated in Figs 1, 9, 10, 11.

#### V- Maximum diameter

We define the diameter of a (symmetric) liquid drop as the largest diameter of all circular sections  $u = u_j$ , at which the bounding surface is vertical.

From Theorem 1, 5, 6 we see that each drop has a well defined diameter. It is less obvious that there is a universal upper bound for the diameters of all possible drops, independent of  $u_0$ .

Theorem 7 : Let  $\delta \sim 2.473$  be the unique positive root of the equation

$$(34) \quad r^3 - 3^{3/2} r - 3^{3/4} = 0.$$

Then  $2\delta$  exceeds the diameter of any solution of (3, 4).

We base the proof on a lemma, which also has an independent interest.

Vi : Let  $u(r)$  represent a solution curve passing through  $(a, u_a)$  with  $-1 \leq au_a < 0$ , and such that

$$(35) \quad a \sin \psi_a \geq a/2.$$

Suppose  $u(r) < 0$  in  $a \leq r < R$ . Then  $\sin \psi > 0$  on this arc segment. If the curve meets the hyperbola  $ru = -1$  in a point  $(c, u_c)$  with  $a < c < R$ , then  $c < 3^{1/4}$ , and  $\sin \psi_c > 1/2$ .

Proof: We integrate (5) between  $\alpha$  and  $r$ , obtaining

$$(36) \quad r \sin \psi_r - \alpha \sin \psi_\alpha = \frac{1}{2} (\alpha^2 u_\alpha - r^2 u(r)) + \frac{1}{2} \int_\alpha^r \rho^2 u'(\rho) d\rho$$

from which, if  $\alpha = a$ ,

$$(37) \quad r \sin \psi_r \geq -\frac{1}{2} r^2 u(r) + \frac{1}{2} \int_a^r \rho^2 u'(\rho) d\rho.$$

For  $r$  sufficiently near  $a$ , there holds  $\sin \psi > 0$ . Thus, if  $\sin \psi$  were to vanish at any points interior to  $a \leq r < R$ , there would be a minimum  $r = r_Y > a$  at which this occurs. But (37) would then imply

$$0 = r_Y \sin \psi_Y > \frac{1}{2} \int_a^{r_Y} \rho^2 u'(\rho) d\rho > 0,$$

a contradiction. Thus,  $\sin \psi > 0$  on  $a \leq r \leq c$ , and hence  $u'(\rho) > 0$  on this interval. Setting now  $r = c$  in (37) yields

$$(38) \quad \sin \psi_c > -\frac{1}{2} cu(c) = \frac{1}{2} .$$

Finally, we note that at  $r = c$  the inclination of the solution curve cannot exceed that of the hyperbola. Thus,  $\sin \psi_c < \frac{1}{\sqrt{1+c^4}}$ , and  $c^4 < 3$  follows from (38).

We proceed to prove Theorem 7. For any given  $u_0$ , the maximum width is attained at a point  $(r_{2j+1}, u_{2j+1})$  with  $-1 \geq r_{2j+1} u_{2j+1} > -2$ ,  $j \geq 0$  (see section III). At the preceding point  $(r_{2j}, u_{2j})$  there holds either  $r_{2j} = 0$  (if  $j = 0$ ), or else  $\sin \psi_{2j} = 1$ . In either event, (35) holds with  $a = r_{2j}$ . Also  $-1 < r_{2j} u_{2j} < 0$ , and thus the curve crosses the hyperbola  $ru = -1$  at a point  $(c, u_c)$ ,  $r_{2j} < c < r_{2j+1}$ . Setting  $\alpha = c$ ,  $r = r_{2j+1}$  in (36) and applying V i yields, using II iii,

$$(39) \quad r_{2j+1}^3 - 3^{3/2} r_{2j+1} - 3^{3/4} < 0.$$

The (single) positive solution of (34) exceeds any solution of (39). Since  $j$  is arbitrary, we conclude  $2\delta$  exceeds the diameter of any drop.

## VI Generic estimates for large $|u|$

The solutions discussed in this paper are apparently related to a singular solution  $U(r)$  of (2), whose existence we have proved in [7]. The function  $U(r)$  is defined in a deleted neighborhood of  $r = 0$ , and there holds asymptotically  $U(r) \sim -\frac{1}{r}$ , as  $r \rightarrow 0$ . We have conjectured that in any interval  $0 < a \leq r \leq b < \infty$ , the solutions of (3, 4) admit a single valued representation  $u(r; u_0)$  and converge uniformly to  $U(r)$ , as  $u_0 \rightarrow \infty$ . Figures 9, 10, 11 show the results of calculations supporting the conjecture.

In this section and in the following one we develop asymptotic properties of the solutions, which again support the conjecture, although they do not yet settle it completely. The properties are described in general terms below and in detail in Theorems 8, 9, and seem of independent interest.

The crucial new step in the present discussion consists in a more precise use of the Delaunay comparison surfaces as a device to control the behavior of the solutions of

$$(5) \quad (r \sin \psi)_r = -ru.$$

In §III we used bounds on these surfaces for estimation of integrals of the right side of (5); we now propose to introduce the Delaunay profiles themselves into these integrals. It turns out the results can be expressed succinctly in terms of elliptic integrals, leading to an improvement in an order of magnitude of the estimates of §III. We are led after some manipulation to recurrence relations (107, 136, 137) for the displacement of successive "vertical points" from the hyperbola  $ru = -1$ , which show that, initially, the solution curve becomes closer to the hyperbola with each successive loop. Integration of these relations shows that the solution curve at first contracts toward the hyperbola, at least until a height of order  $|u_0|^{7/9}$ , after which it remains confined within a strip whose width has order  $|u_0|^{-1}$ , until a height of order  $|u_0|^{(2\alpha+1)/9}$ , for any  $\alpha > \frac{23}{9}$ . Thus, the solution curve converges asymptotically to the hyperbola, uniformly in  $|u| > |u_0|^{(2\alpha+1)/9}$ .

For all sufficiently large  $|u|$ , we show the solution curve is confined to a strip about  $ru = -1$ , whose width has order  $|u|^{-9/7}$ , uniformly in  $u_0$  as  $|u_0| \rightarrow \infty$ .

It will be convenient to use here a somewhat different notation than was employed in §III, which seems better adapted to the description of generic "loops". We use also the symbols A, B, to denote quantities independent of the other terms within a relation, but whose values may however change within a context. Thus, from  $y < A \sqrt{1+x^2}$  we may conclude  $y < A|x|$  for large  $|x|$ . The symbol  $\sim$  is used to indicate a relationship in which terms of (relatively) small magnitude are neglected.

We start with general estimates on Delaunay arcs  $v(r)$ , which are solutions of

$$(40) \quad (r \sin \psi)_r = 2rH, \quad H > 0,$$

vertical at  $(r_a, v_a), (r_b, v_b)$ ,  $r_a < r_b$  (see figure 12). We note

$$(41) \quad H = \frac{1}{r_a + r_b}$$

and an inflection appears at

$$(42) \quad r_i = \sqrt{r_a r_b}.$$

We distinguish two cases:

Case a)  $\psi \leq \pi/2$ : Solving for  $r(\psi)$ , we find

$$(43) \quad r = \frac{\sin \psi \pm \sqrt{k^2 - \cos^2 \psi}}{2H}, \quad k = \frac{r_b - r_a}{r_b + r_a},$$

where the upper (lower) sign is to be chosen, according as  $r > (<) r_i$ .

Setting  $\cos \psi = k \sin \varphi$ , and using  $u'(r) = \tan \psi$ , we integrate (43) to obtain<sup>(6)</sup>

$$(44) \quad v_b - v_a = \frac{1}{H} \int_0^{\pi/2} \sqrt{1 - k^2 \sin^2 \varphi} \, d\varphi = \frac{1}{H} E(k),$$

where  $E(k)$  is the complete elliptic integral of the second kind, of modulus  $k$ .

If  $v_i < v < v_b$ , then

$$(45) \quad v - v_a = \frac{1}{H} E(k) - \frac{1}{2H} [k \sin \varphi + E(\varphi, k)]$$

where

$$E(\varphi, k) = \int_0^{\varphi} \sqrt{1 - k^2 \sin^2 \tau} \, d\tau$$

is the incomplete elliptic integral of the second kind.

If  $v_a < v < v_i$ , then

$$(46) \quad v - v_a = \frac{1}{2H} [-k \sin \varphi + E(\varphi, k)].$$

At the inflection  $(r_i, v_i)$

$$(47) \quad v_i = \frac{1}{2H} (-k + E(k)) + v_a.$$

Case b)  $\psi \geq \pi/2$ : The discussion is unchanged, except in this case  $-\pi/2 \leq \varphi \leq 0$ . We find now

$$(48) \quad v_a - v_b = \frac{1}{H} E(k).$$

If  $v_b \leq v \leq v_i$ , then

$$(49) \quad v - v_b = -\frac{1}{2H} [k \sin \varphi + E(\varphi, k)].$$



If  $v_i \leq v \leq v_a$ , then

$$(50) \quad v - v_b = \frac{1}{H} E(k) - \frac{1}{2H} [k \sin \varphi - E(\varphi, k)].$$

We have, in this case,

$$(51) \quad v_i = \frac{1}{2H} (k + E(k)) + v_b.$$

We shall need to evaluate integrals of Delaunay arcs, of the form

$$(52) \quad \begin{aligned} \int_{ab} &= - \int_{r_a}^{r_b} \rho v(\rho) d\rho \\ &= - \left. \frac{\rho^2 v}{2} \right|_{r_a}^{r_b} + \frac{1}{2} \int_{r_a}^{r_b} \rho^2 \frac{dv}{d\rho} d\rho \\ &= - \left. \frac{\rho^2 v}{2} \right|_{r_a}^{r_b} + \frac{1}{2} \left( \int_0^{\pi/2} + \int_{\pi/2}^0 \right) \rho^2 \frac{dv}{d\varphi} d\varphi \end{aligned}$$

for the case  $\psi \leq \pi/2$ ; the last two integrals refer to the portions of the curve preceding and following the inflection. For  $\psi \geq \pi/2$ ,  $\varphi \leq 0$  and the limits in the last two integrals become  $-\pi/2$ .

Case a)  $\psi \leq \pi/2$ : Taking  $r(\varphi)$ ,  $v(\varphi)$  from (43, 45, 46), and setting  $\Delta(\varphi, k) = \sqrt{1 - k^2 \sin^2 \varphi}$ , we find, according as  $r \geq r_i$ ,

$$(53) \quad r^2 \frac{dv}{d\varphi} = \frac{1}{8H^3} \{ \mp(1-k^2)\Delta + 4k^2\Delta \cos^2 \varphi - 3k\Delta^2 \cos \varphi - k^3 \cos^3 \varphi \}.$$

After taking account of some cancellation, we obtain

$$(54) \quad \begin{aligned} \int_{ab} &= - \frac{1}{2} [r_b^2 v_b - r_a^2 v_a] + \frac{1}{8H^3} \int_0^{\pi/2} [(1-k^2)\Delta + 4k^2\Delta \cos^2 \varphi] d\varphi \\ &= - \frac{1}{2} [r_b^2 v_b - r_a^2 v_a] + \frac{1}{24H^3} S(k), \end{aligned}$$

with

$$(55) \quad S(k) = 8E(k) - (1-k^2)(E(k) + 4K(k))$$

where

$$K(k) = \int_0^{\pi/2} \frac{1}{\sqrt{1-k^2 \sin^2 \varphi}} d\varphi$$

is the complete elliptic integral of the first kind, of modulus  $k$ .

Case b)  $\psi > \pi/2$ : In this case, we find by an analogous discussion

$$(56) \quad \mathcal{J}_{ab} = -\frac{1}{2} [r_b^2 v_b - r_a^2 v_a] - \frac{1}{24H^3} S(k).$$

We indicate in a particular configuration how the above expressions can be used to estimate the solution  $u(r)$  of (5). We consider an arc  $u(r)$  that is vertical at  $(r_\alpha, u_\alpha)$  and at  $(r_\beta, u_\beta)$ ,  $u_\alpha < u_\beta$  (figure 13). We compare this arc with a Delaunay arc  $v(r)$ , with curvature  $H = -\frac{1}{2}u_\alpha$ , and vertical at  $(r_a, v_a) = (r_\alpha, u_\alpha)$ . The second vertical then appears at  $(r_b, v_b)$ , determined by

$$(57) \quad -\frac{1}{u_\alpha} = \frac{r_a + r_b}{2}$$

and by

$$(58) \quad v_b - u_\alpha = -\frac{2}{u_\alpha} E(k)$$

with

$$(59) \quad k = \frac{r_b - r_a}{r_b + r_a} = 1 + r_\alpha u_\alpha.$$

The general comparison principle  $\Pi i$  applies in the interval  $r_\alpha \leq r \leq r_b$ , and yields  $u'(r) < v'(r)$ ,  $u(r) < v(r)$  in this interval. A consequence is that

$$(60) \quad r_b < r_\beta, \quad u^* = u(r_b) < v_b.$$

We extend  $v(r)$  to the interval  $(r_\alpha, r_\beta)$  by defining  $v(r) \equiv u_\beta$ ,  $r > r_b$ . From the equation (5) we now find

$$(61) \quad r_\beta - r_\alpha = - \int_{r_\alpha}^{r_\beta} \rho u \, d\rho > - \int_{r_\alpha}^{r_b} \rho v \, d\rho - \int_{r_b}^{r_\beta} \rho u_\beta \, d\rho \\ > - \frac{1}{2} [r_b^2 v_b - r_\alpha^2 u_\alpha] + \frac{1}{24H^3} S(k) - \frac{u_\beta}{2} (r_\beta^2 - r_b^2)$$

which we rewrite in the form

$$(62) \quad \frac{1}{2} v_b r_\beta^2 + r_\beta > \frac{1}{2} u_\alpha r_\alpha^2 + r_\alpha + \frac{1}{24H^3} S(k) + \frac{1}{2} (r_b^2 - r_\beta^2) \varepsilon_\beta$$

with  $\varepsilon_\beta = u_\beta - v_b$ .

We can obtain a similar estimate in the reverse direction by introducing a Delaunay surface  $\hat{v}(r)$ , vertical at  $(r_\alpha, u_\alpha)$  and at  $(\hat{r}_b, \hat{v}_b)$ , and with mean curvature  $\hat{H} = -\frac{1}{2} u_\beta$ . The comparison principle now yields

$$(63) \quad r_b < r_\beta < \hat{r}_b; \quad \hat{v}(r) < u(r), \quad r_\alpha \leq r \leq r_\beta; \quad \hat{v}(r_b) < u^* < v_b$$

(see figure 13). Integrating (5) we obtain

$$(64) \quad r_\beta - r_\alpha = - \int_{r_\alpha}^{r_\beta} \rho u \, d\rho < - \int_{r_\alpha}^{r_\beta} \rho \hat{v} \, d\rho = - \int_{r_\alpha}^{\hat{r}_b} \rho \hat{v} \, d\rho + \int_{r_\beta}^{\hat{r}_b} \rho \hat{v} \, d\rho \\ < - \frac{1}{2} [\hat{r}_b^2 \hat{v}_b - r_\alpha^2 u_\alpha] + \frac{1}{24\hat{H}^3} S(\hat{k}) + \frac{1}{2} \hat{v}_b (\hat{r}_b^2 - r_\beta^2)$$

by (56, 63). We rewrite (64) in the form

$$(65) \quad \left(\frac{1}{2} r_{\beta}^2 v_b + r_{\beta}\right) < \left(\frac{1}{2} r_{\alpha}^2 u_{\alpha} + r_{\alpha}\right) + \frac{1}{24\hat{H}^3} S(\hat{k}).$$

In order to extract useful information from (62, 65), we need conditions under which a second vertical  $u$  will appear, and an estimate for  $\varepsilon_{\beta}$  and the consequent estimates on  $\hat{H}$ ,  $\hat{k}$ ; we proceed to obtain them.

We consider, for the case  $\psi \leq \pi/2$ , the generic configuration indicated in figure 13. Setting, as before,  $u^* = u(r_b)$ ,  $\psi^* = \psi(r_b)$ , we find from (5)

$$(66) \quad r_b \sin \psi^* - r_{\alpha} = - \int_{r_{\alpha}}^{r_b} \rho u \, d\rho > - \frac{v_b}{2} (r_b^2 - r_{\alpha}^2).$$

For the upper Delaunay surface  $v(r)$  we have from (40, 41, 57)

$$(67) \quad r_b - r_{\alpha} = - \frac{u_{\alpha}}{2} (r_b^2 - r_{\alpha}^2).$$

Combining these relations, we obtain

$$(68) \quad r_b (1 - \sin \psi^*) < (v_b - u_{\alpha}) \frac{r_b + r_{\alpha}}{2} (r_b - r_{\alpha})$$

so that, by (43, 44, 57)

$$(69) \quad 1 - \sin \psi^* < 4E(k) \frac{k}{1+k} \frac{1}{u_{\alpha}^2}$$

from which

$$(70) \quad \cos \psi^* < \frac{2 \sqrt{2} \sqrt{E(k)}}{-u_{\alpha}} \sqrt{\frac{k}{1+k}}.$$

We now observe  $(\sin \psi)_r = -(\cos \psi)_u$  and write (5) in the form

$$(71) \quad \frac{\sin \psi}{r} - (\cos \psi)_u = -u.$$

For all  $r > r_b$  for which the solution can be continued in the form  $u = u(r)$ , we conclude

$$(72) \quad -(\cos \psi)_u > -u - \frac{1}{r_b} = -u + \frac{u_\alpha}{1+k}.$$

Integrating in  $u$  between the values  $u^*$  and  $u$ , observing  $\cos \psi > 0$  and using (70), we find

$$(73) \quad \frac{1}{2} (\delta u)^2 + (u^* - \frac{u_\alpha}{1+k}) \delta u - \frac{2 \sqrt{2} \sqrt{E(k)}}{u_\alpha} \sqrt{\frac{k}{1+k}} > 0,$$

where we have set  $\delta u = u - u^*$ , on the arc considered. We have also

$$u^* < v_b = u_\alpha - \frac{2E(k)}{u_\alpha}$$

by (58, 60), and thus

$$(74) \quad \frac{1}{2} (\delta u)^2 + (\frac{k}{1+k} u_\alpha - \frac{2E(k)}{u_\alpha}) \delta u - \frac{2 \sqrt{2} \sqrt{E(k)}}{u_\alpha} \sqrt{\frac{k}{1+k}} > 0$$

on any continuation of the solution arc to values  $u \geq u^*$ . We conclude *a second vertical must appear, in every situation for which*

$$(75) \quad k u_\alpha^2 \gg 1.$$

Under this condition we obtain from (74) the simple expression for

$$\delta^* u = \max_{\psi \leq \pi/2} (u - u^*) = u_\beta - u^*,$$

$$(76) \quad \delta^* u \lesssim \frac{2 \sqrt{2} \sqrt{E(k)} \sqrt{k(1+k)}}{k u_\alpha^2 - 2E(k)(1+k)} < \frac{A}{\sqrt{k} u_\alpha^2} < \frac{\epsilon}{|u_\alpha|}$$

which limits the height change between the successive verticals. Here  $\epsilon > 0$  is arbitrarily small, for large  $k u_\alpha^2$ .

We note the condition (76) ensures that the second vertical  $(r_\beta, u_\beta)$  lies to the right of the hyperbola  $ru = -1$ , that is,  $r_\beta u_\beta < -1$ . We show that under this condition, *the hyperbola is crossed exactly once between  $(r_\alpha, u_\alpha)$  and  $(r_\beta, u_\beta)$* . To see this, we first observe that the comparison function  $v(r)$  has exactly one inflection, which must appear in the initial interval determined by  $rv > -1$ . Also the vertical distance from  $(r_b, v_b)$  to the hyperbola  $ru = -1$  is

$$d_b = -\frac{1}{r_b} - v_b = -\frac{k}{1+k} u_\alpha + \frac{2E(k)}{u_\alpha}$$

which is positive if  $ku_\alpha^2 \gg 1$ . Thus,  $r_b v_b < -1$ , and it follows that  $v(r)$  meets the hyperbola exactly once. Since by  $\Pi i$ ,  $u'(r) < v'(r)$ ,  $u(r)$  meets the hyperbola exactly once in the interval  $[r_\alpha, r_b]$ . We now observe

$$(77) \quad d_b - \delta^* u > -\frac{k}{1+k} u_\alpha + \frac{2E(k)}{u_\alpha} - \frac{A}{\sqrt{k} u_\alpha^2}$$

by (76). The condition  $ku_\alpha^2 > B$  implies

$$(78) \quad d_b - \delta^* u > \frac{1}{|u_\alpha|} \left( \frac{B}{1+k} - 2E(k) - \frac{A}{\sqrt{B}} \right)$$

which is positive for large  $B$ . Thus,  $u(r)$  cannot cross the hyperbola in the interval  $[r_b, r_\beta]$ , which completes the proof.

The result (76) permits us to estimate the error terms in (62, 65). We find, using (58, 60, 76),

$$(79) \quad \begin{aligned} 0 < \hat{H} - H &= \frac{1}{2} (u_\beta - u_\alpha) = \frac{1}{2} (u^* - u_\alpha) + \frac{1}{2} \delta^* u < \frac{1}{2} (v_\beta - u_\alpha) + \frac{1}{2} \delta^* u \\ &= -\frac{E(k)}{u_\alpha} + \frac{1}{2} \delta^* u < -\frac{E(k)}{u_\alpha} + \frac{A}{\sqrt{k} u_\alpha^2} \end{aligned}$$

for large  $ku^2$ . Similarly, by (57, 58, 60, 76),

$$(80) \quad 0 < r_\beta - r_b < \hat{r}_b - r_b = 2 \frac{u_\beta - u_\alpha}{u_\beta u_\alpha} \\ = - \frac{4E(k)}{u_\alpha^3} + \frac{\delta^* u}{u_\alpha^2} + O\left(\frac{1}{|u_\alpha|^5}\right)$$

uniformly in  $k$ . It follows that

$$(81) \quad 0 < r_\beta^2 - r_b^2 < \frac{A}{|u_\alpha|^4}$$

again uniformly in  $k$ .

We have  $k = 1 + r_\alpha u_\alpha$ ,  $\hat{k} = 1 + r_\alpha u_\beta$ , so that by (59, 76)

$$(82) \quad 0 < \hat{k} - k = r_\alpha (u_\beta - u_\alpha) < r_\alpha \left( \delta^* u - \frac{2E(k)}{u_\alpha} \right) \\ < (1-k) \left( \frac{2E(k)}{u_\alpha^2} + \frac{\delta^* u}{|u_\alpha|} \right) \\ < \frac{1-k}{u_\alpha^2} (2E(k) + \epsilon)$$

for large  $ku_\alpha^2$ . A formal calculation, using the asymptotic estimates for  $E$  and  $K$  for  $k \sim 1$  (cf. [21], Chapter V), now yields

$$(83) \quad E(\hat{k}) - E(k) = O\left(\frac{1}{u_\alpha^2}\right) \\ S(\hat{k}) - S(k) = O\left(\frac{1}{u_\alpha^2}\right)$$

uniformly in  $k$ . The singularity of  $K$  near  $k = 1$  is here canceled by the factor  $(1-k)$  in (82).

We note next

$$(84) \quad - (v_b - \hat{v}(r_b)) < \epsilon_\beta < \delta^* u + u^* - v_b < \delta^* u < \frac{A}{\sqrt{k} u_\alpha^2}$$

We estimate the left side of (84) using the explicit representation (45) for the surface  $\hat{v}(r)$ . This representation will apply, as  $\hat{v}_1 < \hat{v}(r_b)$  for  $\hat{k}u_\alpha^2 \gg 1$ . In the present case we find

$$(85) \quad v_b - \hat{v}(r_b) = -\frac{2E(k)}{u_\alpha} + \frac{2E(\hat{k})}{u_\alpha - (2E(\hat{k})/u_\beta)} + \frac{1}{u_\alpha - (2E(\hat{k})/u_\beta)} (\hat{k} \sin \hat{\varphi}_b + \int_0^{\hat{\varphi}_b} \sqrt{1 - \hat{k}^2 \sin^2 \varphi} \, d\varphi).$$

From the definition of  $v, \hat{v}$  we find

$$(86) \quad r_b - r_\alpha = -u_\alpha \int_{r_\alpha}^{r_b} \rho \, d\rho$$

$$(87) \quad r_b \sin \hat{\psi}(r_b) - r_\alpha = -u_\beta \int_{r_\alpha}^{r_b} \rho \, d\rho.$$

Thus

$$(88) \quad 1 - \sin \hat{\psi}(r_b) = (u_\beta - u_\alpha) \frac{r_b^2 - r_\alpha^2}{2r_b}$$

and from  $1 - \sin^2 \hat{\psi} = \hat{k}^2 \sin^2 \hat{\varphi}$  there follows, using (59, 67, 79)

$$(89) \quad \hat{k}^2 \sin^2 \hat{\varphi} < \frac{A}{u_\alpha^2} \frac{k}{1+k}.$$

We place this result in (85) and use (79) to obtain

$$(90) \quad 0 < v_b - \hat{v}(r_b) < \frac{A}{\sqrt{k} u_\alpha^2}$$

uniformly in  $k$ .

We are now in position to put (62, 65) into more effective forms.

We write first, from (62), with  $H = -\frac{1}{2} u_\alpha$ ,

$$(91) \quad \frac{1}{2} u_\beta (r_\beta + \frac{1}{u_\beta})^2 - \frac{1}{2u_\beta} > \frac{1}{2} u_\alpha (r_\alpha + \frac{1}{u_\alpha})^2 - \frac{1}{2u_\alpha} - \frac{1}{3u_\alpha^3} S(k) + \frac{1}{2} r_b^2 (u_\beta - v_b)$$



from which

$$(92) \quad \frac{1}{2} u_{\alpha} \left\{ \left( r_{\beta} + \frac{1}{u_{\beta}} \right)^2 - \left( r_{\alpha} + \frac{1}{u_{\alpha}} \right)^2 \right\} > \frac{1}{2} \left( \frac{1}{u_{\beta}} - \frac{1}{u_{\alpha}} \right) - \frac{1}{3u_{\alpha}^3} S(k) \\ + \frac{1}{2} \frac{u_{\alpha} - u_{\beta}}{u_{\beta}^2} (r_{\beta} u_{\beta} + 1)^2 + \frac{1}{2} r_b^2 (u_{\beta} - v_b).$$

We have

$$(93) \quad u_{\beta} - u_{\alpha} = u_{\beta} - v_b + v_b - u_{\alpha} \\ = \delta^* u + u^* - v_b + v_b - u_{\alpha} \\ = - \frac{2E(k)}{u_{\alpha}} + \delta^* u + u^* - v_b$$

which implies, by (76, 90)

$$- \frac{A}{\sqrt{k} u_{\alpha}^2} - \frac{2E(k)}{u_{\alpha}} < u_{\beta} - u_{\alpha} < - \frac{2E(k)}{u_{\alpha}} + \frac{A}{\sqrt{k} u_{\alpha}^2}.$$

The same calculation yields

$$(95) \quad |u_{\beta} - v_b| < \frac{A}{\sqrt{k} u_{\alpha}^2}.$$

We have also, by (80, 76)

$$(96) \quad 0 < r_{\beta} - r_b < \hat{r}_b - r_b = - \frac{4E(k)}{u_{\alpha}^3} + \frac{A}{\sqrt{k} u_{\alpha}^4}$$

with  $|A|$  bounded uniformly in  $k, u_{\alpha}$  for large  $|u_{\alpha}|$ , from which we derive

$$\begin{aligned}
 (97) \quad 1 + r_{\beta} u_{\beta} &= 1 + r_b v_b + (r_{\beta} u_{\beta} - r_b v_b) \\
 &= -k - \frac{2E(k)}{u_{\alpha}} r_b + r_{\beta} (u_{\beta} - v_b) + v_b (r_{\beta} - r_b)
 \end{aligned}$$

so that the above estimates yield

$$(98) \quad |(1 + r_{\beta} u_{\beta}) + k| < \frac{A}{u_{\alpha}^2}$$

uniformly in  $k$ .

Returning to (92), we may now write

$$\begin{aligned}
 (99) \quad \frac{1}{2} u_{\alpha} \left\{ \left( r_{\alpha} + \frac{1}{u_{\alpha}} \right) + \left( r_{\beta} + \frac{1}{u_{\beta}} \right) \right\} \left\{ \left( r_{\beta} - r_{\alpha} \right) + \frac{1}{u_{\beta}} - \frac{1}{u_{\alpha}} \right\} &> \frac{(1+k^2)E(k)}{u_{\alpha}^3} - \frac{S(k)}{3u_{\alpha}^3} - \frac{A}{\sqrt{k} u_{\alpha}^4} \\
 &> 2k^2 \frac{q(k)}{u_{\alpha}^3} - \frac{A}{\sqrt{k} u_{\alpha}^4}
 \end{aligned}$$

with

$$(100) \quad q(k) = E(k) - \frac{2}{3} \frac{(1+k^2)E(k) - (1-k^2)K(k)}{k^2}.$$

The expression

$$(101) \quad 3q(k) = -2 \int_0^{\pi/2} \frac{1 - \sin^2 \varphi}{\sqrt{1-k^2 \sin^2 \varphi}} d\varphi + \int_0^{\pi/2} \sqrt{1-k^2 \sin^2 \varphi} d\varphi$$

shows that  $q(k)$  decreases monotonically from  $q(0) = 0$  to  $q(1) = -1/3$ .

We now write

$$\begin{aligned}
 (102) \quad r_{\beta} - r_{\alpha} &> r_b - r_{\alpha} = -\frac{2k}{u_{\alpha}} \\
 r_{\beta} - r_{\alpha} &< \hat{r}_b - r_{\alpha} = -\frac{2\hat{k}}{u_{\beta}} < -\frac{2k}{u_{\alpha}} + \frac{A}{\sqrt{k} u_{\alpha}^2}
 \end{aligned}$$

and, as in (96)

$$(103) \quad \frac{1}{u_\beta} - \frac{1}{u_\alpha} = - \frac{u_\beta - u_\alpha}{u_\alpha u_\beta} = \frac{2E(k)}{u_\alpha^3} + \frac{A}{\sqrt{k} u_\alpha^4}.$$

We put these estimates into (99) to obtain

$$(104) \quad (1+\varepsilon)\left\{\left(r_\alpha + \frac{1}{u_\alpha}\right) + \left(r_\beta + \frac{1}{u_\beta}\right)\right\} < - \frac{2kq(k)}{u_\alpha^3} + \frac{A}{\sqrt{k} u_\alpha^4}$$

where  $|\varepsilon|$  is small and  $|A|$  is bounded, depending only on  $ku_\alpha^2 \gg 1$ .

Repeating the entire procedure starting with (65), we are led to the reverse inequality, with  $k$  replaced by  $\hat{k}$  on the right. Applying (82) we obtain (104) with the inequality reversed, and thus

$$(105) \quad \left(r_\alpha + \frac{1}{u_\alpha}\right) + \left(r_\beta + \frac{1}{u_\beta}\right) = - \frac{2kq(k)}{u_\alpha^3} (1+\varepsilon) + \frac{A}{\sqrt{k} u_\alpha^4}.$$

We place this estimate back into (99) (and the corresponding expression with  $\hat{k}$ ) to find, using (102) and (103),

$$(106) \quad \left| \varepsilon \left\{ \left(r_\alpha + \frac{1}{u_\alpha}\right) + \left(r_\beta + \frac{1}{u_\beta}\right) \right\} \right| < \frac{A}{\sqrt{k} u_\alpha^4},$$

the  $\varepsilon$  being the one that appears in (104). We are led to the basic relation for an outgoing arc (on which  $0 \leq \psi \leq \pi/2$ )

$$(107) \quad \left(r_\alpha + \frac{1}{u_\alpha}\right) + \left(r_\beta + \frac{1}{u_\beta}\right) = - \frac{2kq(k)}{u_\alpha^3} + \frac{A}{\sqrt{k} u_\alpha^4}$$

with bounded  $|A|$ , depending only on  $ku_\alpha^2 \gg 1$ .

The case of a returning arc ( $\psi \geq \pi/2$ ) does not yield immediately to the same discussion, and it is necessary to distinguish the case  $k \sim 1$ . We note (fig. 14) that the comparison Delaunay surface  $v(r)$  of curvature  $H = -\frac{1}{2} u_\beta$  now lies *below*  $u(r)$ , and now provides an upper bound rather than a lower bound for  $r_\beta - r_\alpha$ . To obtain a lower bound, we observe that

since  $1 \leq E(k) \leq \pi/2$  and  $E'(k) < 0$ , there is (for large  $|u_\beta|$ ) a unique positive solution  $\hat{\tau}$  of

$$(108) \quad \hat{\tau}^2 + u_\beta \hat{\tau} + 2E(-1 - u_\beta r_\beta - \hat{\tau} r_\beta) = 0,$$

that is, there exists a unique Delaunay comparison surface  $\hat{v}(r)$  through  $(r_\beta, u_\beta)$  with mean curvature  $H = -\frac{1}{2} \hat{v}_a$ , so that

$$(109) \quad \hat{\tau} = \hat{v}_a - u_\beta = -\frac{2E(\hat{k})}{\hat{v}_a}$$

with

$$(110) \quad \hat{k} = \frac{r_\beta - \hat{r}_a}{r_\beta + \hat{r}_a} = 1 + \hat{r}_a \hat{v}_a = -1 - r_\beta \hat{v}_a.$$

The solution curve  $u(r)$  satisfies  $u'(r) > \hat{v}'(r)$ ,  $u(r) < \hat{v}(r)$ , and hence  $u(r)$  can be continued from  $r_\beta$  through decreasing  $r$  at least to the value  $\hat{r}_a$ . Letting  $v(r)$  denote now the Delaunay surface through  $(r_\beta, u_\beta)$  with mean curvature  $H = -\frac{1}{2} u_\beta$ , we find  $u'(r) < v'(r)$ ,  $u(r) > v(r)$ ; it follows  $u(r)$  cannot be continued to the minimum value  $r_a$  of definition of  $v(r)$ .

The relations analogous to (62, 65) become

$$(111) \quad \frac{1}{2} r_\beta^2 u_\beta + r_\beta < \frac{1}{2} r_\alpha^2 v_\alpha + r_\alpha + \frac{1}{3u_\beta^3} S(k)$$

$$(112) \quad \frac{1}{2} r_\beta^2 u_\beta + r_\beta > \frac{1}{2} \hat{r}_a^2 \hat{v}_a + r_\alpha + \frac{1}{3\hat{v}_a^3} S(\hat{k}) - \frac{1}{2} u_\alpha (\hat{r}_a^2 - r_\alpha^2).$$

As before, we may rewrite these relations:

$$(113) \quad \frac{1}{2} u_\beta \left[ \left( r_\beta + \frac{1}{u_\beta} \right)^2 - \left( r_\alpha + \frac{1}{u_\alpha} \right)^2 \right] < \frac{u_\alpha - u_\beta}{2} \left\{ \frac{1}{u_\alpha u_\beta} + \frac{(1 + r_\alpha u_\alpha)^2}{u_\alpha^2} \right\} \\ + \frac{1}{3u_\beta^3} S(k) + \frac{1}{2} r_\alpha^2 (v_\alpha - u_\alpha)$$

$$(114) \quad \frac{1}{2} u_{\beta} \left[ \left( r_{\beta} + \frac{1}{u_{\beta}} \right)^2 - \left( r_{\alpha} + \frac{1}{u_{\alpha}} \right)^2 \right] > \frac{u_{\alpha} - u_{\beta}}{2} \left\{ \frac{1}{u_{\alpha} u_{\beta}} + \frac{(1 + r_{\alpha} u_{\alpha})^2}{u_{\alpha}^2} \right\} \\ + \frac{1}{3 \hat{v}_a^3} S(\hat{k}) + \frac{1}{2} \hat{r}_a^2 (\hat{v}_a - u_{\alpha}).$$

The further estimates must proceed differently, at least in the range  $k \sim 1$ .

From the defining relation (108) for  $\hat{\tau}$  and the analogous one for  $\tau = v_a - u_{\beta}$ , follow  $\tau, \hat{\tau} < A |u_{\beta}|^{-1}$  for large  $|u_{\beta}|$ . From

$$(115) \quad \hat{r}_a - r_a = \frac{-4E(\hat{k})}{u_{\beta} (u_{\beta} + \hat{\tau})^2}$$

thus follows

$$(116) \quad 0 < \hat{r}_a - r_a = A |u_{\beta}|^{-3}$$

with bounded  $A$ .

Let  $u^* = u(\hat{r}_a)$ . For given  $\lambda > 0$ , consider a rectangle  $R$  of width  $A |u_{\beta}|^{-3}$  and height  $\lambda A |u_{\beta}|^{-3}$  as in figure 15. Since  $u(r)$  cannot be extended to  $r = r_a$ , there must be at least one point  $(r_p, u_p)$  in  $R$  at which  $|\tan \psi| > \lambda$ , i.e., at which

$$(117) \quad |\cos \psi| < \frac{1}{\sqrt{1 + \lambda^2}}, \quad \sin \psi > \frac{\lambda}{\sqrt{1 + \lambda^2}}.$$

From (71), which holds also on a returning arc, we find, for all  $r \leq \hat{r}_a$ ,

$$(118) \quad (\cos \psi)_u > u + \frac{\sin \psi}{\hat{r}_a}$$

and hence, at the given point,

$$(119) \quad (\cos \psi)_u > u + \frac{\lambda}{\hat{r}_a \sqrt{1 + \lambda^2}} = u - \frac{1}{1 - \hat{k}} \frac{\lambda}{\sqrt{1 + \lambda^2}} \left( u_{\beta} - \frac{2E(\hat{k})}{\hat{v}_a} \right).$$

We note  $E(\hat{k}) < \pi/2$ ; for any given  $k_0$ ,  $0 < k_0 < 1$ , we choose  $\lambda$  so that

$$(120) \quad \frac{1}{1-k_0} \frac{\lambda}{\sqrt{1+\lambda^2}} > 1.$$

For all sufficiently large  $|u_\beta|$ , the right side of (119) will then be positive for all  $u \geq u_\beta$ , for any  $\hat{k}$  in  $k_0 < \hat{k} < 1$ . Thus,  $\cos \psi$  is increasing (from a negative value) at  $r = r_p$ , and we conclude that (120), and hence also (119), continue to hold for all  $r < r_p$  to which  $u(r)$  can be continued. Integrating (119), we find that a vertical must appear within a height change

$$(121) \quad \delta^* u < A \frac{1-\hat{k}}{|u_\beta|}, \quad \delta^* u = u_\alpha - u^*,$$

uniformly in  $k_0 < \hat{k} < 1$ .

For given  $k < 1$  and large  $|u|$  we may improve this result by estimating  $\cos \psi^*$  explicitly. We have

$$(122) \quad r_\beta - \hat{r}_a \sin \psi^* = - \int_{\hat{r}_a}^{r_\beta} \rho u \, du < - \frac{u_\beta}{2} (r_\beta^2 - \hat{r}_a^2)$$

$$(123) \quad r_\beta - \hat{r}_a = - \frac{\hat{v}_a}{2} (r_\beta^2 - \hat{r}_a^2)$$

from which

$$(124) \quad \hat{r}_a (1 - \sin \psi^*) < (\hat{v}_a - u_\beta) \frac{r_\beta + \hat{r}_a}{2} (r_\beta - \hat{r}_a)$$

so that

$$(125) \quad 1 - \sin \psi^* < \frac{4E(\hat{k})}{\hat{v}_a^2} \frac{\hat{k}}{1-\hat{k}}$$

and hence

$$(126) \quad \cos \psi^* < \frac{2\sqrt{2}\sqrt{E(\hat{k})}}{-\hat{v}_a} \sqrt{\frac{\hat{k}}{1-\hat{k}}}.$$

We note (126) is similar to (70), however the term  $(1+k)$  of (70) is replaced here by  $1-\hat{k}$ . This is the reason the range  $k \sim 1$  requires special consideration on a returning arc.

Repeating now the reasoning that led to (121), with (117) replaced by (126), leads to

$$(127) \quad \delta^* u < \frac{A}{\sqrt{k} u_\beta^2}$$

for all  $\hat{k} \leq k_0 < 1$ . This estimate holds for all sufficiently large  $|u_\beta|$ .

A returning arc has in all cases exactly one inflection between the vertical points (III iii). It is obvious a returning arc meets the hyperbola  $ru = -1$  in exactly one point.

We proceed to obtain further estimates for  $k \sim 1$ , analogous to (79-90).

We have

$$(128) \quad k = \frac{r_\beta - r_a}{r_\beta + r_a}, \quad \hat{k} = \frac{r_\beta - \hat{r}_a}{r_\beta + \hat{r}_a},$$

thus

$$(129) \quad 0 < k - \hat{k} = \frac{1}{2} r_\beta u_\beta \hat{v}_a (\hat{r}_a - r_a) < A u_\beta^{-2}$$

by (115). We note the factor  $(1-k)$  of (82) no longer appears.

The estimate for  $\hat{v}_a - v(\hat{r}_a)$  is complicated by the strong dependence on  $k$  of the position of the inflection on  $v(r)$ . We avoid this difficulty by noting that the hemispherical surface  $w(r)$  of constant mean curvature  $r_\beta^{-1}$ , that passes through  $(r_\beta, u_\beta)$ , has larger mean curvature than does  $v(r)$ , hence  $v(r) - w(r) > 0$ . It follows that

$$\begin{aligned}
 (130) \quad \hat{v}_a - v(\hat{r}_a) &< (\hat{v}_a - w(0)) + (w(0) - w(\hat{r}_a)) \\
 &= (\hat{v}_a - u_\beta - r_\beta) + (r_\beta - \sqrt{r_\beta^2 - \hat{r}_a^2}) \\
 &= -\frac{2E(\hat{k})}{\hat{v}_a} - r_\beta \sqrt{1 - (\hat{r}_a^2/r_\beta^2)}.
 \end{aligned}$$

Formal estimation gives

$$(131) \quad E(k) \sim 1 - \frac{1-k^2}{4} \left( \log \frac{1-k^2}{16} + 1 \right)$$

for  $k$  near 1. Further,

$$(132) \quad \frac{1}{\hat{v}_a} \sim \frac{1}{u_\beta} + \frac{2E(\hat{k})}{u_\beta^3},$$

thus

$$\begin{aligned}
 (133) \quad \hat{v}_a - v(\hat{r}_a) &\gtrsim -\frac{2E(\hat{k}) + r_\beta u_\beta}{u_\beta} + \frac{1}{2} \left( \frac{1-\hat{k}}{1+\hat{k}} \right)^2 r_\beta \\
 &< \frac{A(1-\hat{k}) |\log(1-\hat{k})|}{u_\beta}
 \end{aligned}$$

with bounded  $|A|$ , uniformly in  $k$  for large  $|u_\beta|$ .

A repetition of previous procedures, using (128-133) in place of (79-90), leads after some calculation to

$$\begin{aligned}
 (134) \quad \frac{2\hat{k} q(\hat{k})}{u_\beta^3} + \frac{A(1-\hat{k}) \log(1-\hat{k})}{u_\beta^3} &< \left( r_\alpha + \frac{1}{u_\alpha} \right) + \left( r_\beta + \frac{1}{u_\beta} \right) \\
 &< \frac{2k q(k)}{u_\beta^3} + \frac{B(1-\hat{k}) \log(1-\hat{k})}{u_\beta^3}
 \end{aligned}$$

with  $|A|$  and  $|B|$  bounded uniformly in  $k$  for large  $|u_\beta|$ . A formal, if tedious, calculation, based on asymptotic estimates for  $E$  and  $K$  for  $k \sim 1$ , yields



$$(135) \quad |q(k) - q(\hat{k})| < \frac{A}{u_\beta^2}.$$

We place this estimate and (129) into (134) to obtain the basic estimate, for a returning arc with  $k \sim 1$ ,

$$(136) \quad \left(r_\alpha + \frac{1}{u_\alpha}\right) + \left(r_\beta + \frac{1}{u_\beta}\right) = \frac{2k q(k)}{u_\beta^3} + A \frac{(1-\hat{k}) \log(1-\hat{k})}{u_\beta^3}.$$

If, for some fixed  $k_0$ , there holds  $0 < k \leq k_0 < 1$ ,  $ku_\beta^2 \gg 1$ , then the same procedure, using (127) in place of (121), yields for large  $|u_\beta|$

$$(137) \quad \left(r_\alpha + \frac{1}{u_\alpha}\right) + \left(r_\beta + \frac{1}{u_\beta}\right) = \frac{2k q(k)}{u_\beta^3} + \frac{A}{\sqrt{k} u_\beta^4}$$

with  $|A| < A_0(k_0)$ .

We summarize the information obtained thus far.

Theorem 8.

i) A solution vertical at  $(r_\alpha, u_\alpha)$ , such that  $r_\alpha u_\alpha > -1$  and (75) holds with  $k = 1 + r_\alpha u_\alpha$ , will again become vertical at  $(r_\beta, u_\beta)$ , with  $r_\beta u_\beta < -1$ . Between the two verticals there holds  $0 < \psi < \pi/2$ . The height change is estimated by

$$(138) \quad u_\beta = u_\alpha - \frac{2E(k)}{u_\alpha} + \epsilon$$

with

$$(139) \quad |\epsilon| < \frac{A}{\sqrt{k} u_\alpha^2}.$$

The solution arc meets the hyperbola  $ru = -1$  in exactly one point. The change in horizontal distance to the hyperbola at the two vertical points is controlled by (107).

ii) Let  $k = -1 - r_\beta u_\beta$ , let

$$(140) \quad \hat{k} = -1 - r_\beta \hat{v}_a = -1 - r_\beta \left( u_\beta - \frac{2E(\hat{k})}{u_\beta + \hat{\tau}} \right) \quad (\text{cf. (109)}).$$

A solution vertical at  $(r_\beta, u_\beta)$ , such that  $r_\beta u_\beta < -1$  and  $ku_\beta^2 \gg 1$ , will again become vertical at  $(r_\alpha, u_\alpha)$  with  $r_\alpha u_\alpha > -1$ . Between the two verticals there holds  $\frac{\pi}{2} < \psi < \pi$ . There is exactly one inflection and one intersection with  $ru = -1$ . The height change is estimated by

$$(141) \quad u_\alpha = u_\beta - \frac{2E(\hat{k})}{u_\beta} + \epsilon$$

with

$$(142) \quad |\epsilon| < A \frac{1 - \hat{k}}{|u_\beta|}$$

and  $A < A_0(k_0) < \infty$  in any range  $0 < k_0 \leq k < 1$ . The change in horizontal distance to the hyperbola  $ru = -1$  is controlled by (136).

In any range  $0 < k \leq k_0 < 1$ , if  $ku_\beta^2 \gg 1$ , then the solution will again become vertical at  $(r_\alpha, u_\alpha)$ ,  $r_\alpha u_\alpha > -1$ ; the height change is again estimated by (141), but with

$$(143) \quad |\epsilon| < \frac{A}{\sqrt{k} u_\beta^2}$$

in place of (142). The change in horizontal distance to the hyperbola  $ru = -1$  is controlled by (137).

### VII Asymptotic estimates

The results of VI show that for large  $|u|$ , the solution curve contracts toward the hyperbola  $ru = -1$  between any two successive verticals. The estimates (107, 136, 137) contain quantitative information, which we now proceed to integrate to obtain new global information on the behavior of

the solution, when  $|u_0|$  is large. We set  $r_0 = 0$ , denote the successive vertical points by  $(r_j, u_j)$  and write

$$(144) \quad \begin{aligned} c_j &= |r_j + \frac{1}{u_j}|, & k_j &= -c_j u_j, & \delta c_j &= c_{j+1} - c_j, \\ \hat{r}_j &= -\frac{2E(\hat{k}_j)}{u_j + \hat{r}_j}, & \hat{k}_j &= |1 + r_j(u_j + \hat{r}_j)|. \end{aligned}$$

Using (144), (107, 136) now take the form, for  $k, \hat{k} \sim 1$ ,

$$(145) \quad \delta c_j = -\frac{2k_j q(k_j)}{u_j^3} + A_j \frac{1}{\sqrt{k_j} u_j^4}, \quad j \text{ even,}$$

$$(146) \quad \delta c_j = -\frac{2k_j q(k_j)}{u_j^3} + A_j \frac{(1-\hat{k}_j)\log(1-\hat{k}_j)}{u_j^3}, \quad j \text{ odd,}$$

with  $|A_j| < A < \infty$ , uniformly for all sufficiently large  $|u_j|$ , in any range  $0 < k_0 \leq k < 1$ .

We are interested in (145, 146) for large  $|u|$ . We note  $-q(k) \leq -q(1) = \frac{1}{3}$ ,  $E(k) \leq \frac{\pi}{2}$ , and choose  $u_{m_1}^2$  to be the (unique) solution of the equation

$$(147) \quad -\frac{4\pi}{u^2} \log \frac{4\pi}{u^2} = \frac{1}{6A}.$$

Let

$$(148) \quad k^{(1)} = \max\{k: -2kq(k) \leq -2A(1-k + \frac{4\pi}{u_{m_1}^2})\log(1-k + \frac{4\pi}{u_{m_1}^2})\}.$$

Clearly,  $0 < k^{(1)} < 1$ , and

$$(149) \quad k^{(1)} > \max\{k: -2kq(k) \leq -2A(1-\hat{k})\log(1-\hat{k})\}.$$

For all  $k_j > k^{(1)}$ , there holds  $-A(1-\hat{k}_j)\log(1-\hat{k}_j) < -k_j q(k_j)$ .

Now choose  $u_{m_2}$  so that  $(k^{(1)})^3 q^2 (k^{(1)}) u_{m_2}^2 > A^2$ . For values

$$(150) \quad u_j^2 > \max\{u_{m_1}^2, u_{m_2}^2\}$$

we may write, since  $k_j = -c_j u_j$ ,

$$(151) \quad \delta c_j = -P_j c_j^3$$

with

$$(152) \quad \min_{k \geq k(1)} \frac{|q(k)|}{k^2} < P_j < \max_{k \geq k(1)} \frac{3|q(k)|}{k^2}.$$

Integration of (151), with  $c_0 = -u_0^{-1}$ , yields

$$(153) \quad 2NP \sim c_N^{-2} - u_0^2$$

for some  $P$  in the range indicated by (152).

We consider also the relation, which follows from (141-143),

$$(154) \quad \delta u_j = -\Lambda_j u_j^{-1}, \quad 2 \gtrsim \Lambda_j \gtrsim \pi,$$

and which integrates to

$$(155) \quad u_N^2 \sim u_0^2 - 2\Lambda N, \quad 2 \gtrsim \Lambda \gtrsim \pi.$$

From (153) and (154) we calculate

$$(156) \quad k_N^2 \sim \frac{p u_N^2}{(1+p)u_0^2 - u_N^2}, \quad p = \Lambda P^{-1},$$

and setting  $u_N^2 = (1-\eta)u_0^2$ ,

$$(157) \quad k_N^2 \sim \frac{p(1-\eta)}{p+\eta}.$$

Given  $k^{(0)}$ ,  $k^{(1)} < k^{(0)} < 1$ , there will be, for all sufficiently large  $|u_0|$ , a unique smallest  $N = N^{(1)}$  for which

$$(158) \quad k^{(1)} < \left[ \frac{p(1-\eta)}{p+\eta} \right]^{\frac{1}{2}} < k^{(0)},$$

the value of the expression in (158) tends to  $k^{(0)}$  with increasing  $|u_0|$ .

We reformulate our result slightly, and summarize the information thus far obtained. We note that any set of points  $k_j = \text{const}$  lies on the hyperbola  $1+ru = \text{const}$ , and that the singular solution  $U(r)$  is asymptotic to the hyperbola  $ru = -1$ , as  $r \rightarrow 0$ . The following result holds for all  $|u_0|$  sufficiently large.

Theorem 9. Given any  $k^{(0)}$ ,  $k^{(1)} < k^{(0)} < 1$ , there exists  $\eta(k^{(0)}) > 0$ . such that the solution curve, starting at  $(0, u_0)$ , "separates" from the axis  $r = 0$  and from the hyperbola  $ru = -2$ , after an interval  $u_N - u_0 \sim \frac{1}{2}\eta|u_0|$ , in the sense that near the height  $u_N$  all points on the curve lie between the hyperbolas  $ru = -1 \pm k^{(0)}$ . Between  $u_0$  and  $u_N$  a number  $N^{(1)} \sim \frac{\eta}{2\Lambda} u_0^2$  of vertical points appear, and each vertical point is followed by another (on the opposite side of  $ru = -1$ ) at a height change  $\delta u_j \sim -\Lambda u_j^{-1}$ .

To proceed further, we return to the relations (107, 136, 137); since  $(1-k^{(0)}) \neq 0$  ( $k^{(0)}$  independent of  $u_0$ ), we may use (143) to write (145, 146), for  $j > N^{(1)}$ , in the common form

$$(159) \quad \delta c_j = - \frac{2k_j q(k_j)}{u_j^3} + \frac{A_j}{\sqrt{k_j} u_j^4}.$$

We consider an interval in which the last two terms on the right in (122) will be small in relation to the first term. Since

$$(160) \quad \lim_{k \rightarrow 0} \frac{kq(k)}{k^3} = -\frac{\pi}{16}$$

the condition takes the form

$$(161) \quad k > A|u|^{-2/7}$$

for suitable A. Integration of (159) and of (154) yields, as above,

$$(162) \quad k_N \sim \left(\frac{p}{1+p}\right)^{\frac{1}{2}} \frac{u_N}{u_0}$$

so that (161) now reads

$$(163) \quad |u_N| > A|u_0|^{7/9}.$$

We can in fact achieve the situation

$$(164) \quad \begin{aligned} k &\sim A|u|^{-2/7} \\ |u| &\sim A|u_0|^{7/9} \end{aligned}$$

for suitably large A (independent of  $u_0$ ), asymptotically for large  $|u_0|$ , in a number  $N^{(2)} \sim \frac{1}{2\Lambda} u_0^2$  steps. In this configuration, *the solution curve has "contracted" towards the hyperbola  $ru = -1$ ; we compute in fact from*

(153, 155)

$$(165) \quad \frac{c_{N^{(2)}}}{c_0} \sim \left(\frac{\Lambda}{\Lambda+p}\right)^{\frac{1}{2}}$$

as  $|u_0| \rightarrow \infty$ .

At the level  $u_{N^{(2)}}$  the relation (159) no longer ensures a contraction at each step. The conditions for appearance of successive vertical points are, however, still satisfied, and (159) still suffices to bound the change  $\delta c_j$  at each step.

Let  $\alpha$  satisfy  $\frac{23}{9} < \alpha \leq 3$ . In any range  $A|u|^{-2/7} \geq k \geq B|u|^{\frac{2\alpha-8}{2\alpha+1}}$ , we find

$$(166) \quad \frac{1}{\sqrt{k} u_\alpha^4} < A c^\alpha$$

and we consider the inequality

$$(167) \quad |\delta c_j| < A c^\alpha.$$

We integrate and simplify, noting

$$(168) \quad c_{N(2)}^{1-\alpha} \gg u_{N(2)}^2$$

for large  $|u_0|$ , to obtain

$$(169) \quad \begin{aligned} A < \frac{c_N}{c_0} < B \\ |u_N| &> |u_0|^{\frac{2\alpha+1}{9}} \\ k_N &> |u_0|^{\frac{2\alpha-8}{9}} ; \end{aligned}$$

thus the solution remains in a strip of sensibly constant width about  $ru = -1$ , until a height

$$|u_{N(3)}| \sim |u_0|^{\frac{2\alpha+1}{9}}.$$

We conclude in particular the existence of a constant  $A$  such that *in an interval*

$$(170) \quad |u_0|^{\frac{2\alpha+1}{9}} < |u| < 2|u_0|^{\frac{2\alpha+1}{9}}$$

there holds  $k_N < A|u|^{\frac{2\alpha-8}{2\alpha+1}}$ . We assert that for all sufficiently large  $|u|$ , the solution curve lies interior to a strip determined by

$$(171) \quad k = -cu = (A+1)|u|^{-2/7}$$

uniformly in  $u_0$  as  $|u_0| \rightarrow \infty$ , for any  $A$  sufficiently large to justify (164). This is clearly the case in the interval (170). If the curve  $u(r)$  were to extend outside the strip (171) for values of  $u$  exceeding  $-|u_0|^{(2\alpha+1)/9}$ , there must be a first point  $p$  on the boundary of the strip. By comparison with Delaunay surfaces through the point  $p$ , one then sees (note either the condition (75) or the corresponding condition with  $u_\beta$  is satisfied at  $p$ ) that a vertical would appear on or outside the strip  $k = A|u|^{-2/7}$ . Let  $q_1$  be the first such point. The estimate (159), applied now in the direction of increasing  $|u|$ , shows that a preceding vertical can be found at a point  $q_0$ , with horizontal distance to  $ru = -1$  exceeding that from  $q_1$ . The strip  $k = A|u|^{-2/7}$  is however narrower at  $q_0$  than at  $q_1$ . This contradiction establishes the assertion.

We summarize:

Theorem 10. Given  $k^{(0)} > k^{(1)}$ ,  $|u_0|$  large, there is an  $\eta(k^{(0)})$  (determined by (158)) so that  $k < k^{(0)}$  for  $|u_N| < |u_{N(1)}| \sim \sqrt{1-\eta} |u_0|$ . The curve can be continued through successive verticals to a height  $|u_{N(2)}| \sim A|u_0|^{7/9}$ , for suitably large  $A$ , at which level it has contracted towards  $ru = -1$  in a ratio given by (165). For any  $\alpha$ ,  $\frac{23}{9} < \alpha < 3$ , the curve can be continued further through successive verticals till a height  $|u_{N(3)}| \sim |u_0|^{(2\alpha+1)/9}$ , and is confined to a strip of sensibly constant width, as indicated by (169). For smaller values of  $|u|$  (relative to  $|u_0|$ ) vertical points presumably cease to appear, however the curve lies within a strip about  $ru = -1$ , of width determined by  $k = A|u|^{-2/7}$ , for sufficiently large  $A$  (independent of  $u_0$ ). Specifically, there exists  $A$  such that for any fixed (sufficiently large)  $\hat{u}$ , there holds, for  $(\hat{r}, \hat{u})$  on the solution curve,

$$(172) \quad \left| \hat{r} - \frac{1}{\hat{u}} \right| < A|\hat{u}|^{-9/7}$$

uniformly in  $u_0$ , as  $|u_0| \rightarrow \infty$ .



The global asymptotic behavior is sketched in figure 16.

VIII A compactness property

Let us consider the family of solution curves, represented in the form  $r = f(u; u_0)$ , with  $u_0$  as parameter,  $|u_0| \rightarrow \infty$ . The result (172) shows that for large  $|u|$  the curve is confined to a narrow strip about  $ru = -1$ , and the method of proof of (172) yields as corollary the existence of a constant  $A$  such that on any fixed interval  $a \leq u \leq b$ ,

$$\left| \frac{\partial f}{\partial u} \right| < A < \infty,$$

for all sufficiently large  $|u_0|$ .

It follows there is a subsequence of values  $u_0 \rightarrow -\infty$  such that the corresponding functions  $f(u; u_0)$  converge, uniformly on compact intervals, for all  $|u|$  sufficiently large that (172) applies. The limit curve  $\mathcal{C}: r = \mathfrak{J}(u)$ , when described with arc length as parameter, yields a solution of the parametric system (3). There holds

$$(173) \quad |1 + u \mathfrak{J}(u)| < A|u|^{-2/7}$$

for all large  $|u|$ .

Each of the curves  $f(u; u_0)$  can be extended globally without self-intersection as indicated in Theorem 6. Applying the general continuous dependence theorem, we find that the limit curve  $\mathcal{C}$  has the same property (a reasoning similar to the proof of Theorem 6 excludes self-intersection).

The curve  $\mathcal{C}$  has the asymptotic property  $u \mathfrak{J}(u) \sim -1$  for large  $|u|$ , and the oscillatory behavior indicated in figure 1 for large  $r$ .

It seems likely the curve  $\mathcal{C}$  is the singular solution  $U(r)$ , and we conjecture that is the case.

IX Isolated character of global solutions

There is strong numerical evidence to suggest that global solutions of (3) lying in the region between the envelope of the solutions  $r = f(u; u_0)$  and the  $u$  axis, and without limit sets or self-intersections, are rare in the manifold of all solutions. We know of no such solutions, apart from those described in <sup>this paper</sup>  $\wedge$  and the singular solution  $U(r)$ . In Fig. 17 are shown samples of the result of numerical integration of (3) through the initial point  $p$  determined by the first intersection of  $f(u; -8)$  with  $U(r)$  and for varying initial angles  $\alpha$ , measured counterclockwise from the arc of the curve  $f(u; -8)$  emanating from  $p$  in the direction of increasing  $u$ . The various curves are thus distinguished by their directions at the point  $p$ , measured relative to that of the curve  $f(u; -8)$  at that point.

We note the curves  $f(u; u_0)$  can apparently be extended below the level  $u = u_0$ , if the isolated (singular) point of contact with the  $u$ -axis is admitted. The point appears to mark a transition in qualitative behavior; above it, the curve behaves like a Delaunay arc generated by an ellipse (section III). Below that point, the curve has the general appearance of a Delaunay arc generated by a hyperbola, with the characteristic double points of those arcs.

An analogous transition occurs on neighboring solutions without occurrence of singular points on the axis. In any event, if such singular points are admitted, the corresponding (extended) curves  $f(u; u_0)$  are embedded naturally in a solution set, all of which develop double points for sufficiently negative  $u$ , with (we conjecture) the single exception of the solution  $U(r)$ .

We are indebted to Ivy Kuo for providing graphical capabilities to our computer program. Her contribution was an invaluable aid in developing the material of Section IX and for preparing Figure 17.

This work was supported in part by the U.S. Department of Energy, by the National Aeronautics and Space Administration, and by the National Science Foundation. Part of the work was done while the authors were visiting at the Universität Bonn, and at the Libera Università di Trento.

Footnotes

- p. 1 (1) For background information on the derivation of (1) see, e.g., [1,2,3].
- p. 3 (2) The remaining case can be realized physically, e.g., as the lower surface of a column of water in a glass capillary tube.
- p. 4 (3) We call attention however to a remarkable existence theorem due to Wente [9].
- pp. 5,9,12 (4) This improves the result announced in [8].
- p. 5 (5) A stronger result of this type is given in [4].
- p. 24 (6) We note for reference the alternative representation  $v_b - v_a = r_a K(\tilde{k}) + r_b E(\tilde{k})$ , where  $K$  and  $E$  are complete elliptic integrals of first and second kind, and  $\tilde{k} = (r_b^2 - r_a^2)^{\frac{1}{2}}/r_b$ . Similarly, (45) takes the form  $v - v_a = r_a F(\varphi, \tilde{k}) + r_b [E(\tilde{k}) - E(\phi, \tilde{k})]$ , where  $F$  is the incomplete integral of the first kind, and  $r(1 - \tilde{k}^2 \sin^2 \varphi)^{\frac{1}{2}} = r_a$ ,  $r_b(1 - \tilde{k}^2 \sin^2 \phi)^{\frac{1}{2}} = r$ . In this form of the representation there is no need to distinguish the inflection, however the formulae become technically more complicated in other respects.

References

- [1] Minkowski, H. : Kapillarität, *Encycl. Math. Wiss.* VI, 559-613, Leipzig, Teubner (1903 - 1921).
- [2] Bakker, G. : Kapillarität und Oberflächenspannung, *Wien-Harms' Handbuch der Experimentalphysik*, Band 6 (1928)
- [3] Finn, R. : Capillarity Phenomena, *Uspehi Mat. Nauk*, 29 (1974), 131 - 152
- [4] Concus, P. and R. Finn : A singular solution of the capillary equation II : Uniqueness, *Inv. Mat.* 29 (1975) 149-160
- [5] Lohnstein, Th. : *Diss.* Berlin (1891)
- [6] Johnson, W. E. and L. M. Perko : Interior and exterior boundary value problems from the theory of the capillary tube, *Arch. Rat. Mech. Anal.* 29 (1968) 125-143
- [7] Concus, P. and R. Finn : A singular solution of the capillary equation I : Existence, *Inv. Math.* 29 (1975) 143-148
- [8] Concus, P. and R. Finn : On capillary free surfaces in a gravitational field, *Acta Math.* 132 (1974) 207-223
- [9] Wente, H. C. : An existence theorem for surfaces in equilibrium satisfying a volume constraint, *Arch. Rat. Mech. Anal.* 50 (1973) 139-158
- [10] Bashforth, F. and J. C. Adams : An attempt to test the theories of capillary action by comparing the theoretical and measured forms of drops of fluid, Cambridge University Press, 1883

- [11] Thomson, W.: Capillary attraction, Nature, 505 (1886), 270-272; 290-294; 366-369.
- [12] Hida, K. and H. Miura: The shape of a bubble or a drop attached to a flat plate subject to a weak gravitational force, J. Japan Aeron. Astron. Astr. Soc. 18 (1970).
- [13] Padday, J.F.: The profiles of axially symmetric menisci, Philos. Trans. Roy. Soc. London Ser. A269 (1971), 265-293.
- [14] Hartland, S. and R.W. Hartley: Axisymmetric fluid-liquid interfaces, Elsevier, New York, 1976.
- [15] Pitts, E.: The stability of pendent liquid drops. Part 1. Drops formed in a narrow gap, J. Fluid Mech. 59 (1973), 753-767.
- [16] Pitts, E.: The stability of pendent liquid drops. Part 2. The axially symmetric case, J. Fluid Mech. 63 (1974), 487-508.
- [17] Wente, H.C.: The stability of pendent liquid drops (in preparation).
- [18] Finn, R.: On the behavior of a capillary surface near a singular point, J. Analyse Math. 30 (1976), 156-163.
- [19] Concus, P.: Static menisci in a vertical right cylinder, J. Fluid Mech. 34 (1968), 481-495.
- [20] Delaunay, C.E.: Sur la surface de révolution dont la courbure moyenne est constante, J. Math. Pures Appl. 6 (1841), 309-315.
- [21] Jahnke E. and F. Emde: Tables of functions, 4<sup>th</sup> edit., Dover Publications, New York, 1945.

Lawrence Berkeley Laboratory  
University of California  
Berkeley, CA 94720

Department of Mathematics  
Stanford University  
Stanford, CA 94305




Figure 1

The case  $u_0 > -2$ ; inflections.

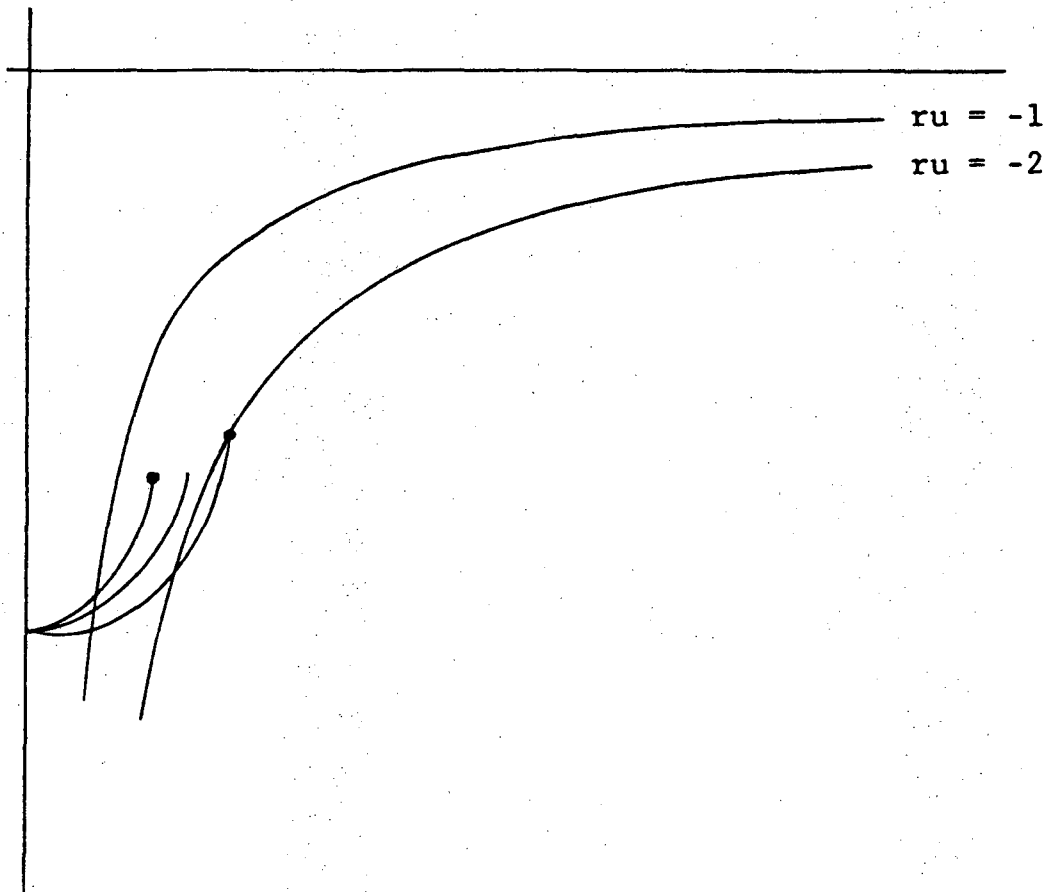


Figure 2

Initial comparison surfaces,  $u_0 < -2\sqrt{2}$



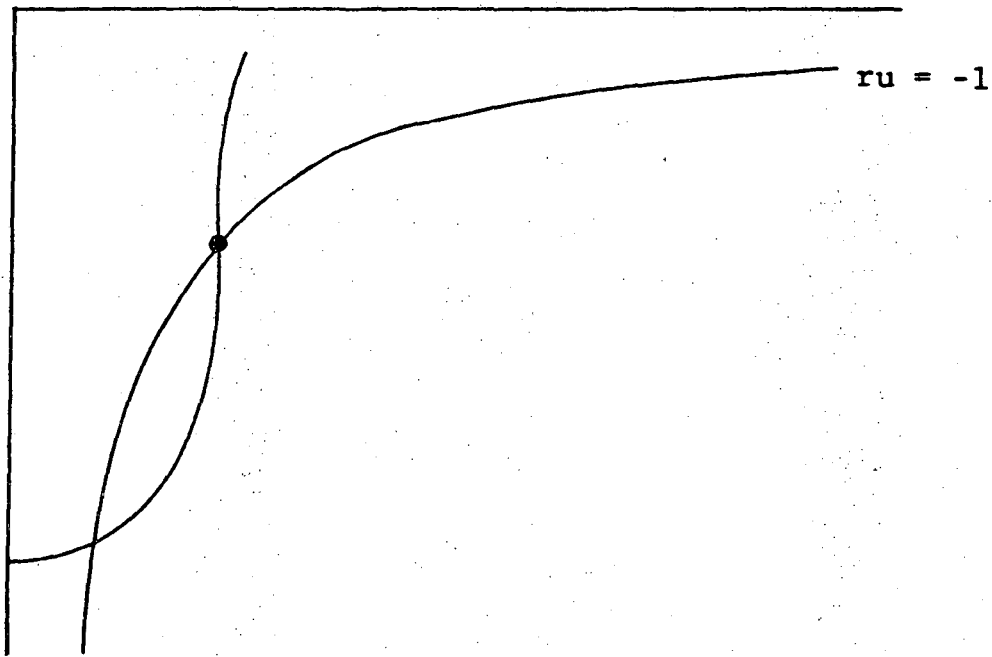


Figure 3

The case  $u_o = u_{oc}$




Figure 4

Delaunay surface

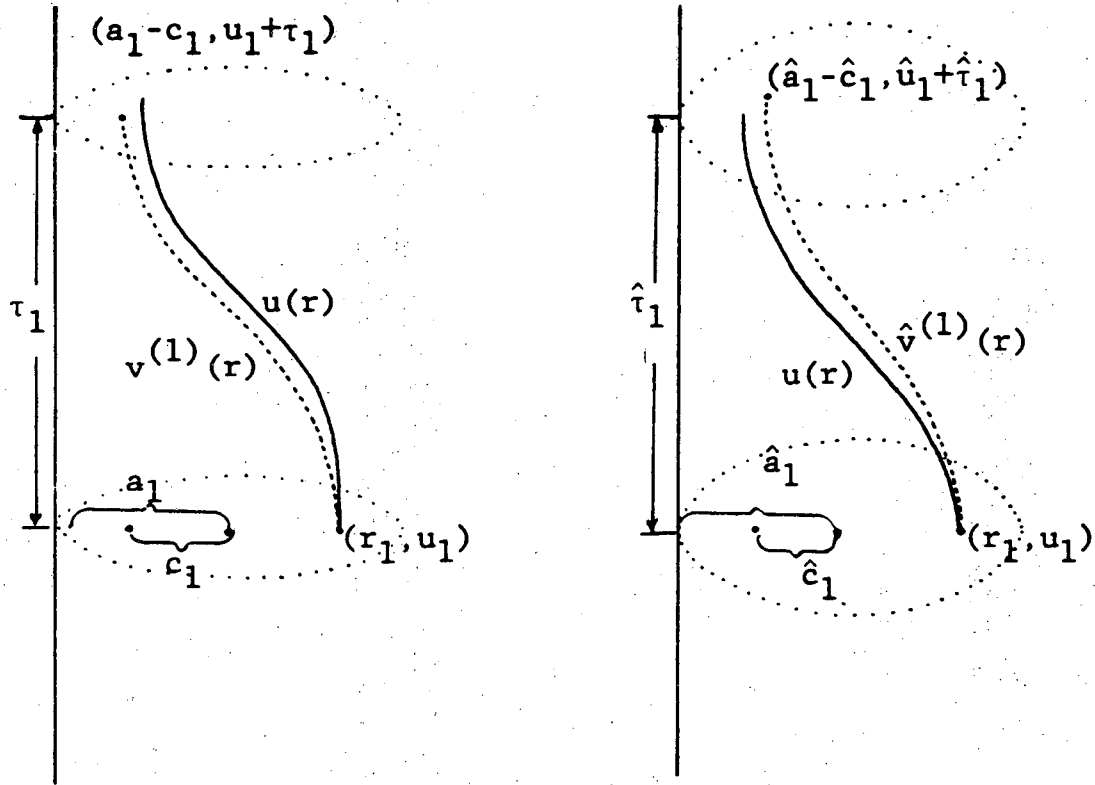


Figure 5

Comparison with roulades

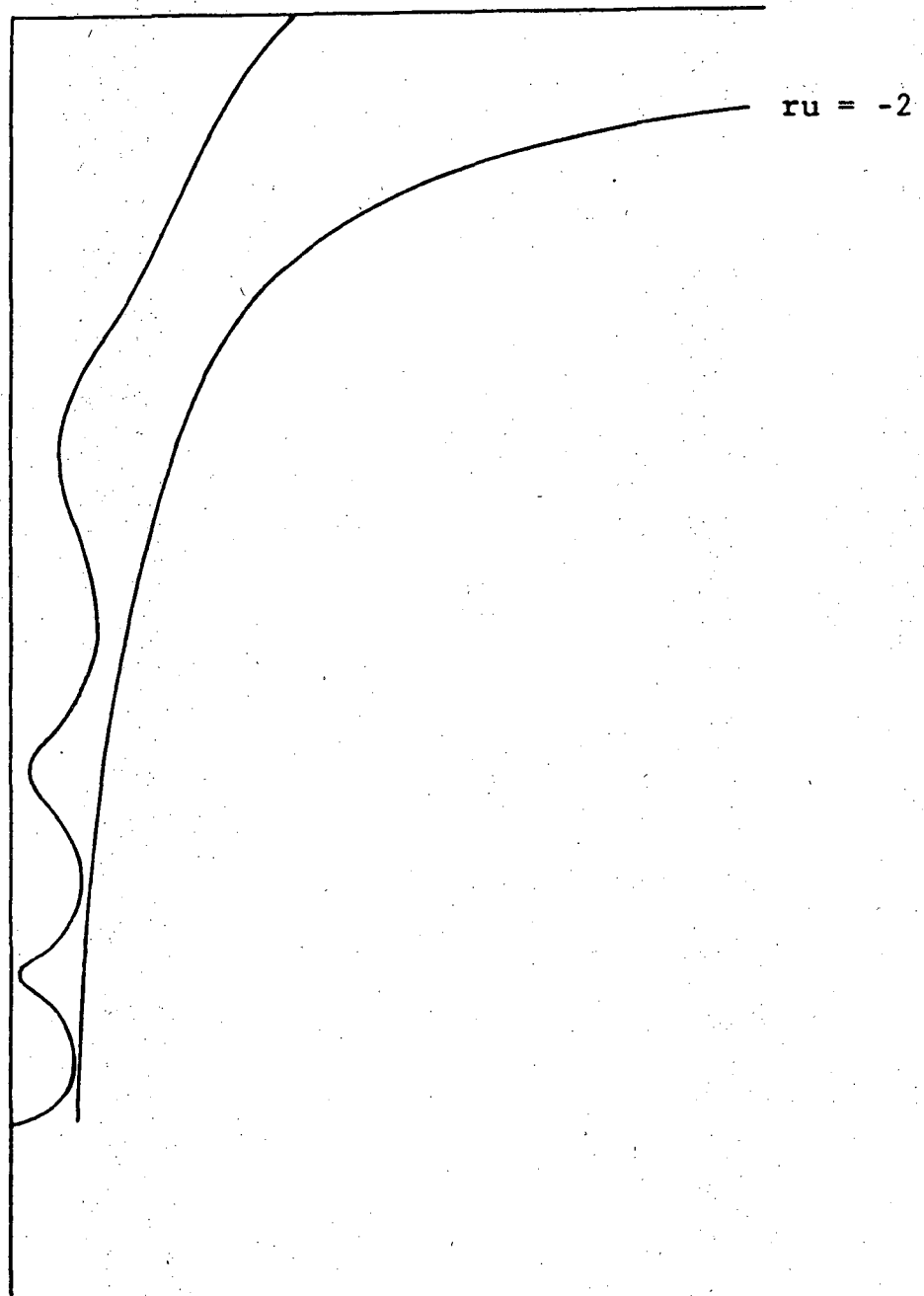


Figure 6

The initial region  $u < 0$

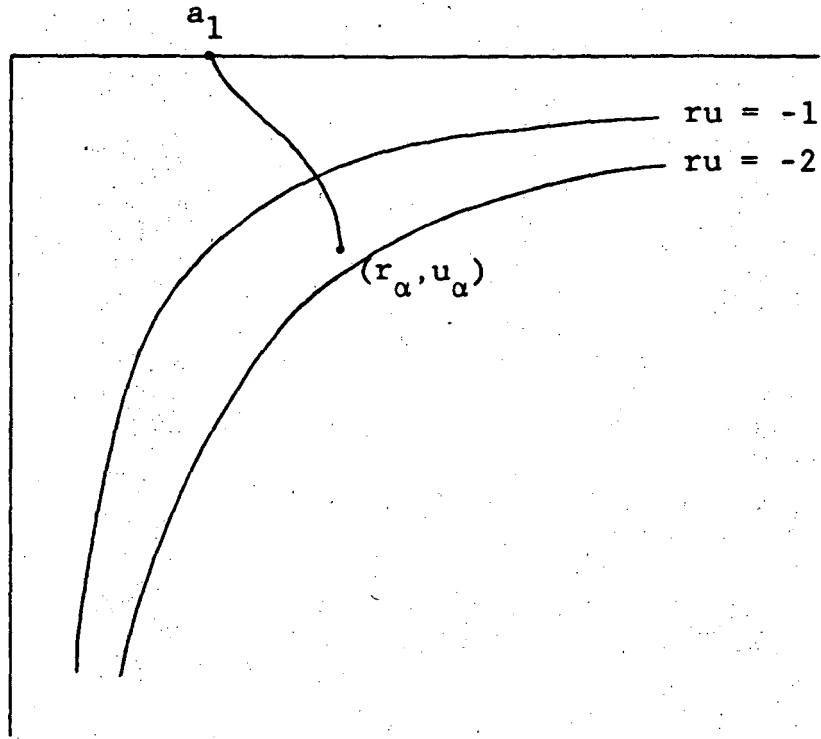


Figure 7

Proof of IV i

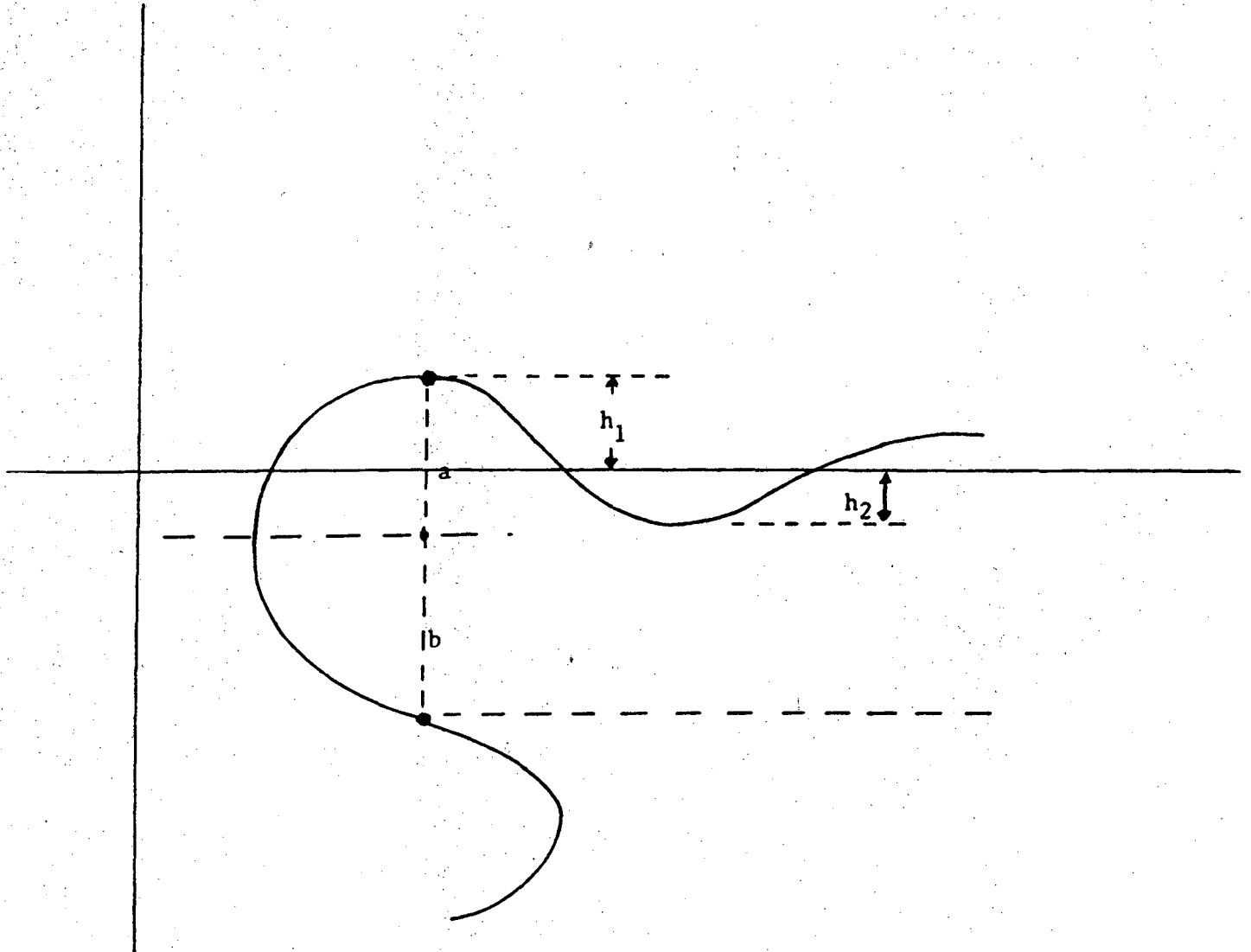


Figure 8. Proof of Theorem 6

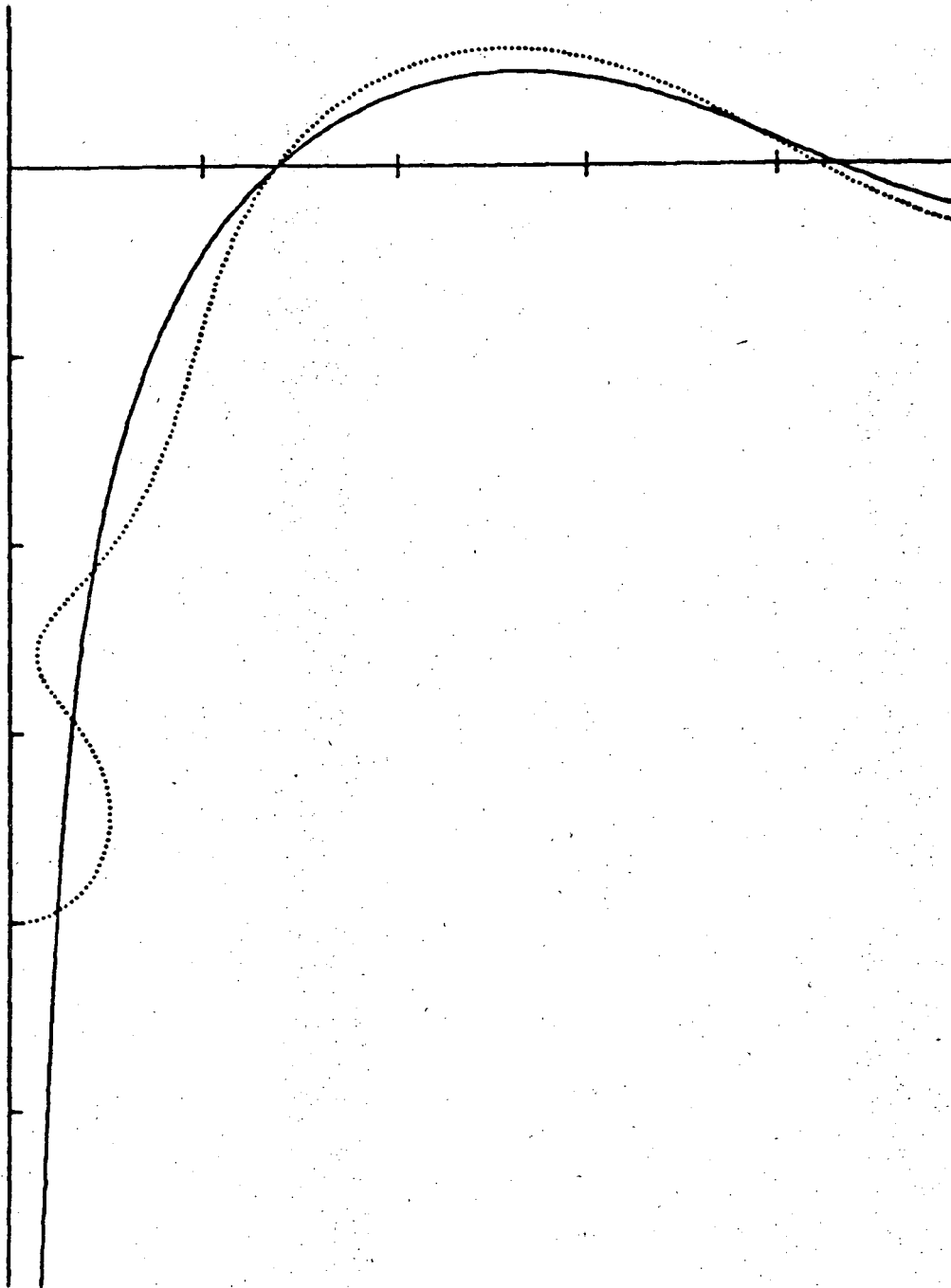


Figure 9

$u_0 = -4$ ; singular solution

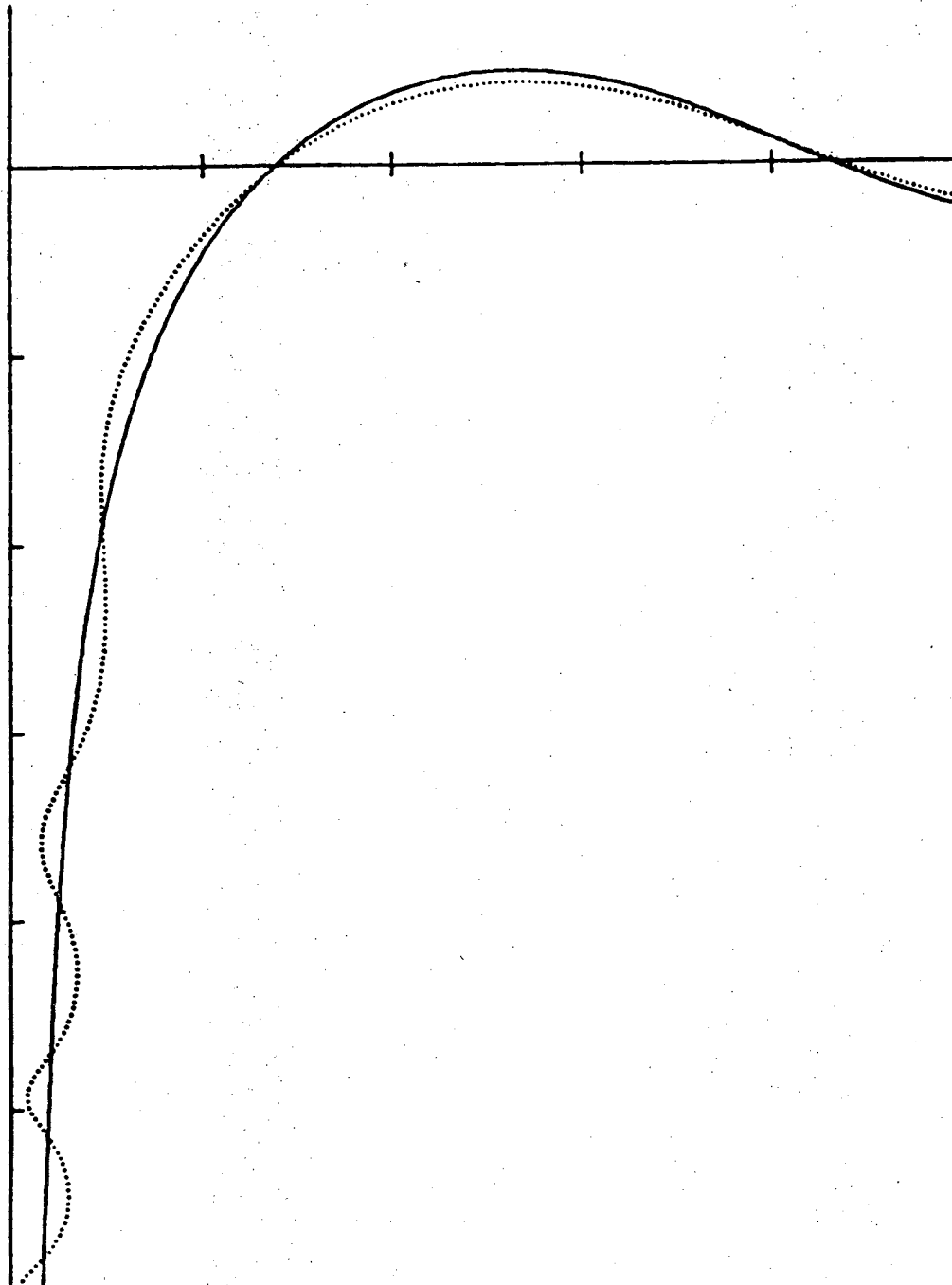


Figure 10

$u_0 = -8$ ; singular solution



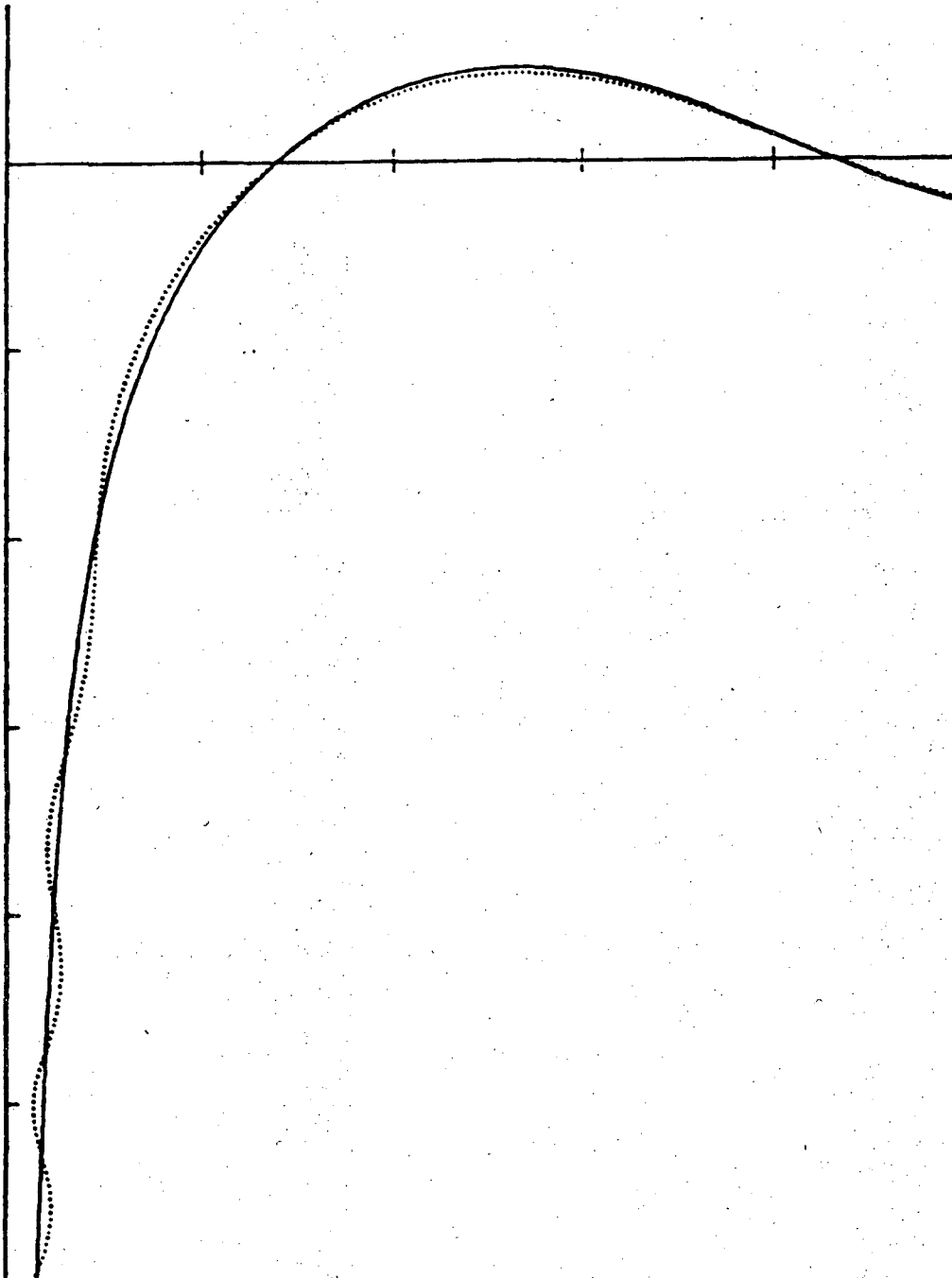


Figure 11

$u_0 = -16$ ; singular solution

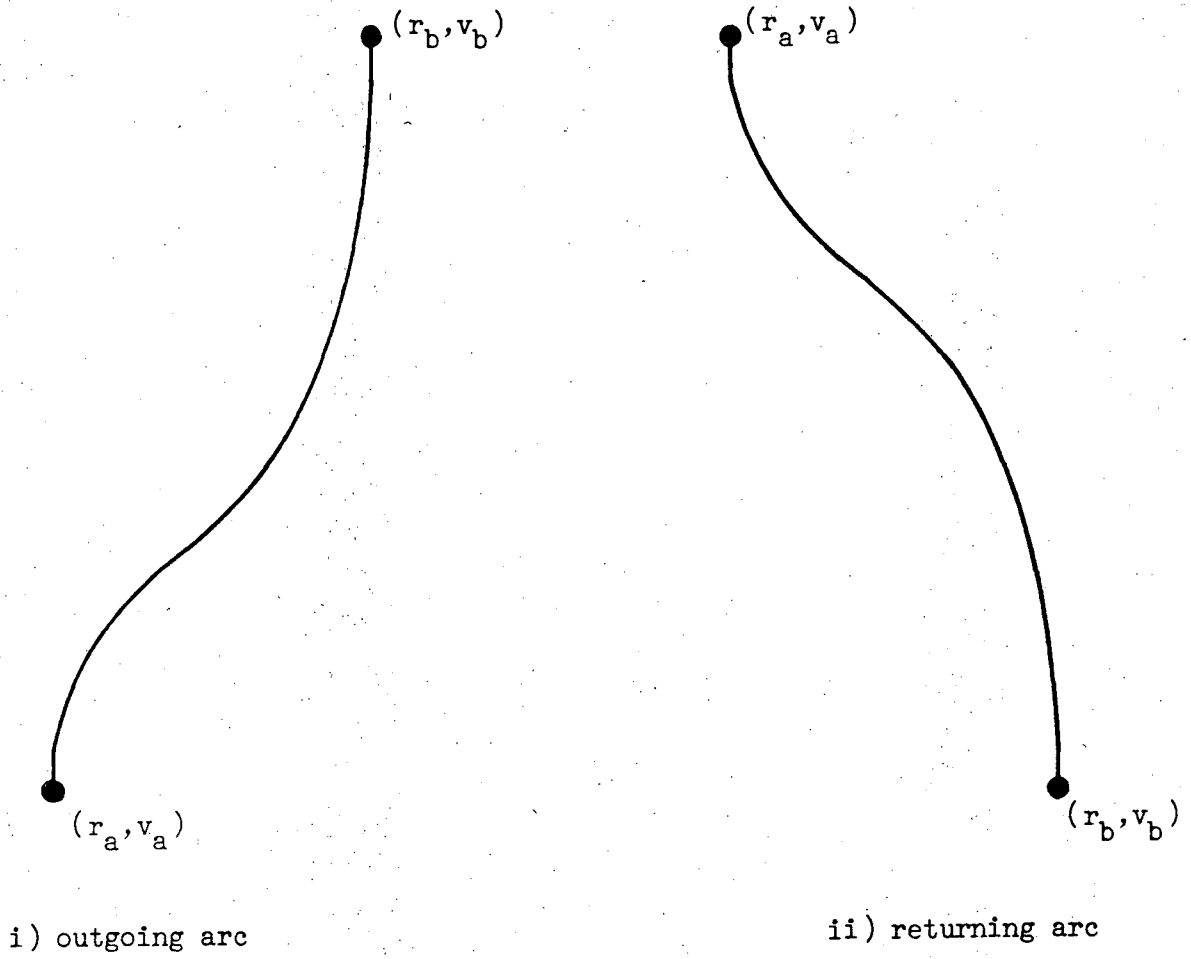


Figure 12 Delaunay arcs

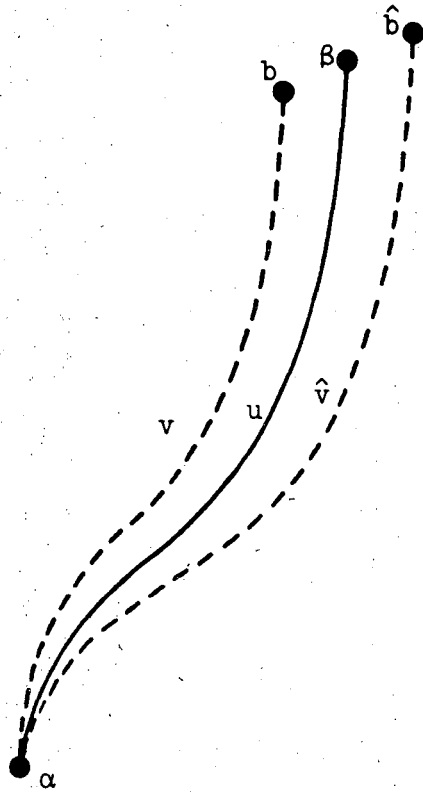


Figure 13 Comparison with Delaunay arcs; outgoing case

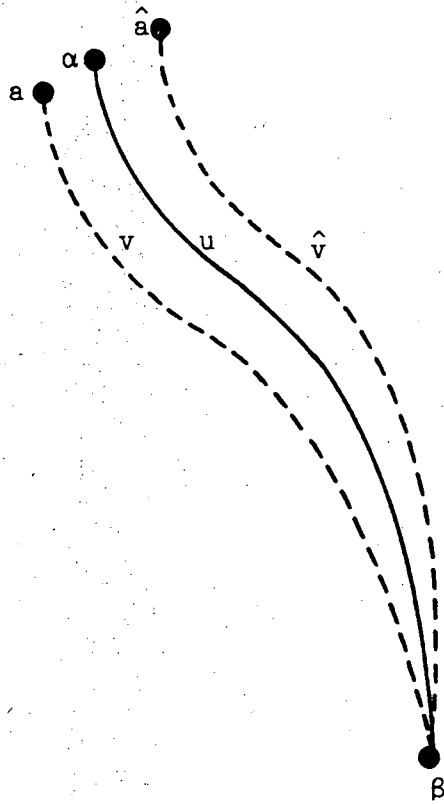


Figure 14 Comparison with Delaunay arcs; returning case

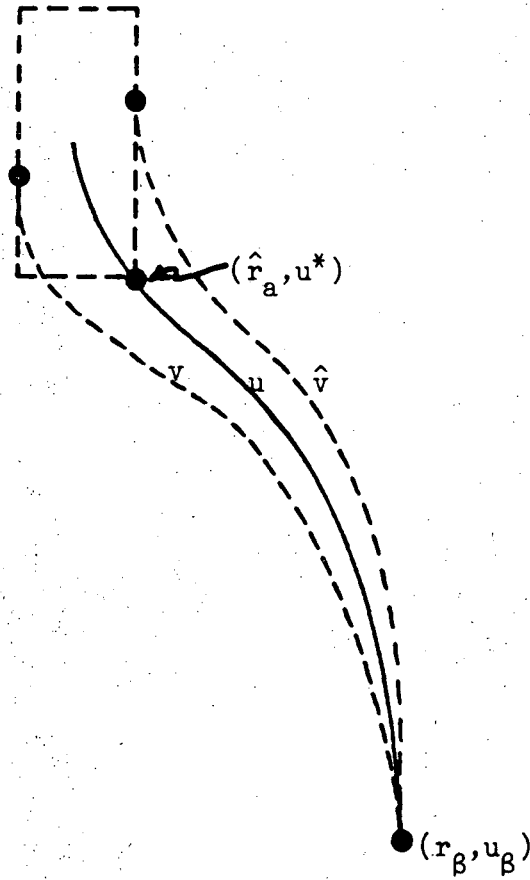
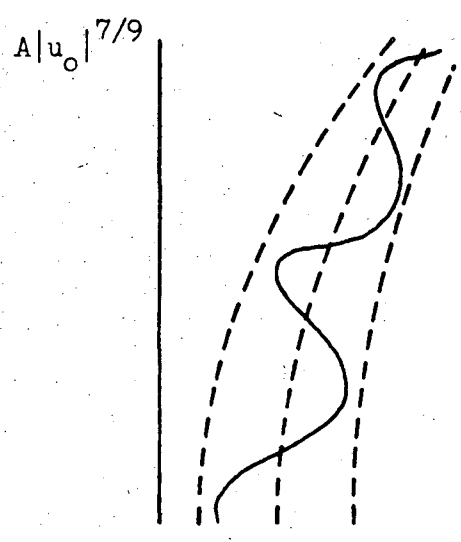
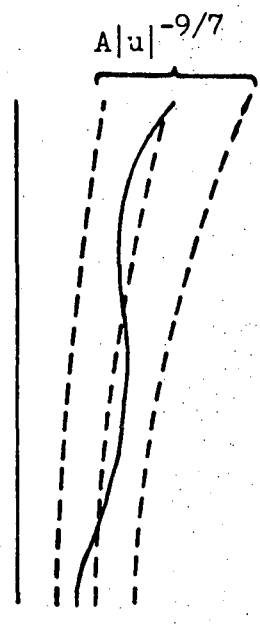


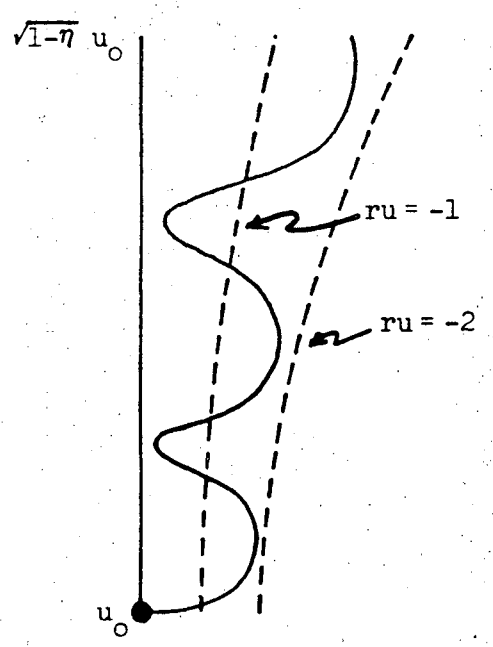
Figure 15 Estimate for  $u_\alpha$  when  $k \sim 1$



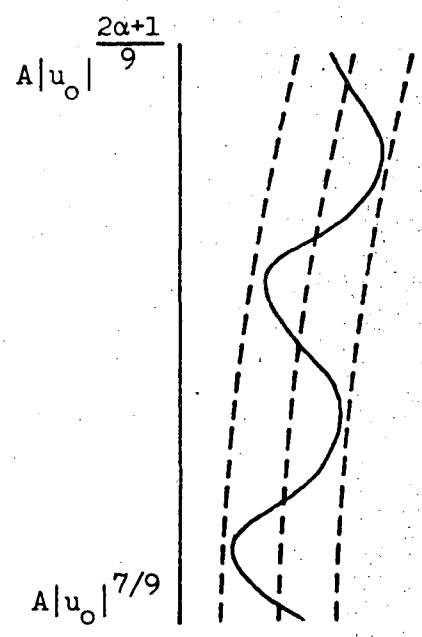
ii) contraction toward hyperbola



iv) behavior far from  $|u_0|$

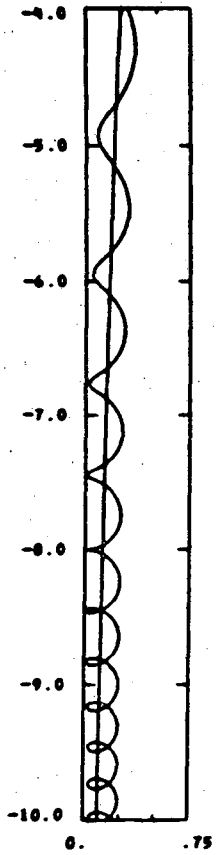


i) initial separation from axis




iii) confinement to strip of constant width

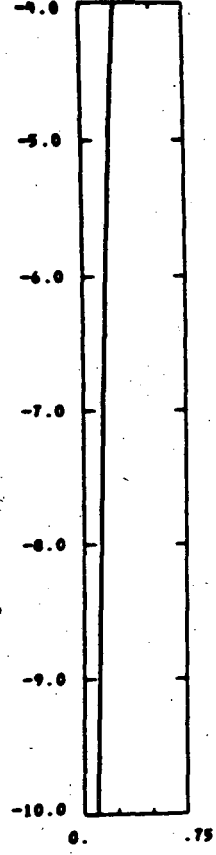
Figure 16 Asymptotic behavior for large  $|u_0|$  at four levels (scales differ)



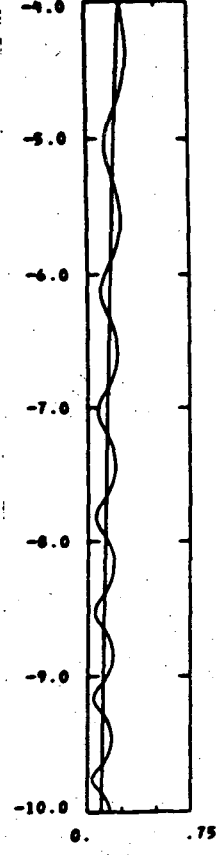
$\alpha = 0^\circ$



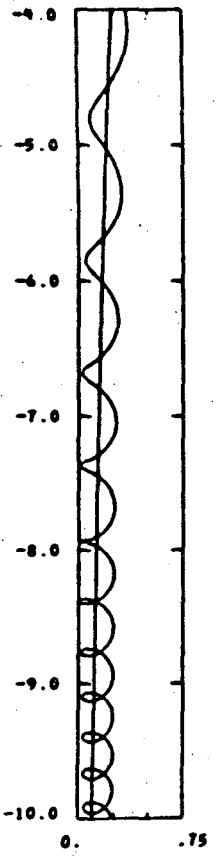
$\alpha = 30^\circ$



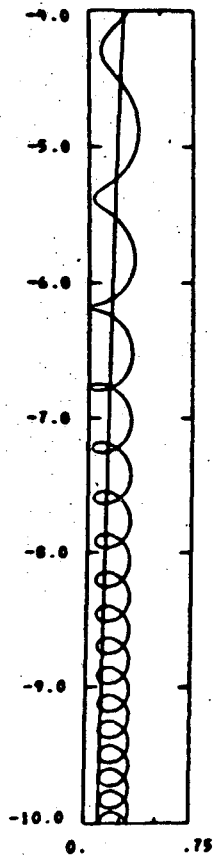
$\alpha = 60^\circ$



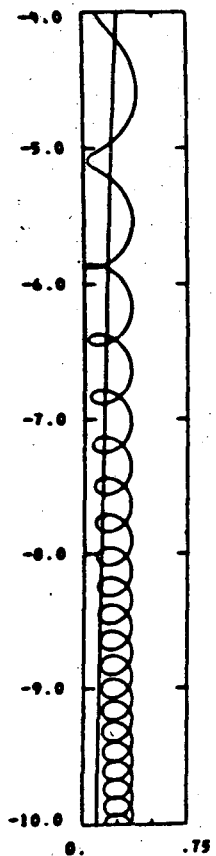
$\alpha = 90^\circ$



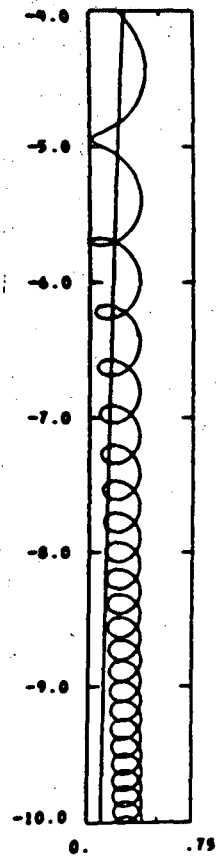
$\alpha = 120^\circ$



$\alpha = 150^\circ$



$\alpha = 180^\circ$



$\alpha = 210^\circ$

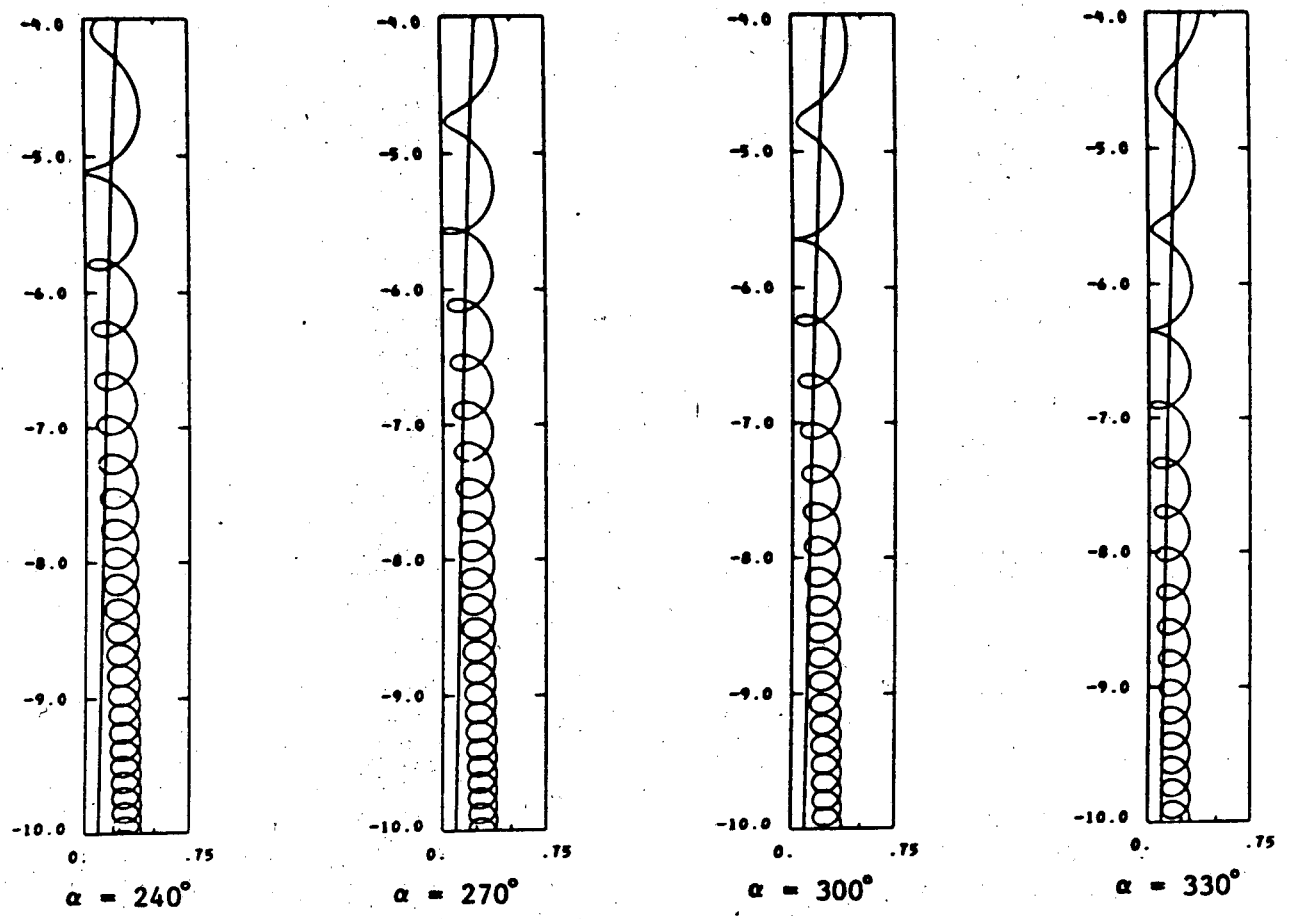


Figure 17



0 0 0 4 5 0 0 3 0 1

This report was done with support from the Department of Energy. Any conclusions or opinions expressed in this report represent solely those of the author(s) and not necessarily those of The Regents of the University of California, the Lawrence Berkeley Laboratory or the Department of Energy.

TECHNICAL INFORMATION DEPARTMENT  
LAWRENCE BERKELEY LABORATORY  
UNIVERSITY OF CALIFORNIA  
BERKELEY, CALIFORNIA 94720