

NBER WORKING PAPER SERIES

THE STATE OF NEW KEYNESIAN ECONOMICS:  
A PARTIAL ASSESSMENT

Jordi Galí

Working Paper 24845  
<http://www.nber.org/papers/w24845>

NATIONAL BUREAU OF ECONOMIC RESEARCH  
1050 Massachusetts Avenue  
Cambridge, MA 02138  
July 2018

I am grateful for comments to Klaus Adam, Adrien Auclert, Davide Debortoli, Mark Gertler, Gordon Hanson, Greg Kaplan, Stephanie Schmitt-Grohé, and Tim Taylor. Christian Höynck and Cristina Manea provided excellent research assistance. I have benefited from the financial support of the Generalitat de Catalunya (AGAUR Grant 2017SGR1393) and the Ministerio de Economía, Industria y Competitividad (Grant ECO2017-87827). The views expressed herein are those of the author and do not necessarily reflect the views of the National Bureau of Economic Research.

NBER working papers are circulated for discussion and comment purposes. They have not been peer-reviewed or been subject to the review by the NBER Board of Directors that accompanies official NBER publications.

© 2018 by Jordi Galí. All rights reserved. Short sections of text, not to exceed two paragraphs, may be quoted without explicit permission provided that full credit, including © notice, is given to the source.

The State of New Keynesian Economics: A Partial Assessment  
Jordi Galí  
NBER Working Paper No. 24845  
July 2018  
JEL No. E32,E52

**ABSTRACT**

I provide an overview of recent developments in monetary economics, with an emphasis on extensions of the New Keynesian framework that assume a zero lower bound on the short term nominal rate, as well as models with household heterogeneity.

Jordi Galí  
Centre de Recerca en Economia Internacional (CREI)  
Ramon Trias Fargas 25  
08005 Barcelona  
SPAIN  
and NBER  
jgali@crei.cat

In August 2007, when the first signs emerged of what would come to be the most damaging global financial crisis since the Great Depression, the New Keynesian paradigm was dominant in macroeconomics. It was taught in economics programs all over the world as the framework of reference for understanding fluctuations in economic activity and inflation and their relation to monetary and fiscal policies. It was widely adopted by researchers as a baseline model that could be used flexibly to analyze a variety of macroeconomic phenomena. The New Keynesian model was also at the core of the medium-scale dynamic, stochastic, general equilibrium (DSGE) models developed and used by central banks and policy institutions throughout the world.

Ten years later, tons of ammunition has been fired against modern macroeconomics in general, and against dynamic stochastic general equilibrium models that build on the New Keynesian framework in particular. The criticisms have focused on the failure of these models to predict the crisis, a weakness often attributed to their lack of a financial block that could account for the key factors behind the crisis, whose origin was largely financial.<sup>1</sup> Other aspects of the New Keynesian model and its extensions that have been the target of criticism include the assumptions of rational expectations, perfect information, and an infinitely-lived representative household.

Those criticisms notwithstanding, the New Keynesian model arguably remains the dominant framework in the classroom, in academic research, and in policy modeling. In fact, one can argue that over the past ten years the scope of New Keynesian economics has kept widening, by encompassing a growing number of phenomena that are analyzed using its basic framework, as well as by addressing some of the criticisms raised against it. Much recent research, for instance, has been devoted to extending the basic model to incorporate financial frictions in the basic the model, as described in Gertler and Gilchrist (2018) in their contribution to the present symposium. In addition, the New Keynesian model has been the framework of choice in much of the work aimed at evaluating alternative proposals to stimulate the economy in the face of the unusual circumstances triggered by the crisis, including the use of fiscal policy and unconventional monetary policies.<sup>2</sup>

The present paper takes stock of the state of New Keynesian economics by reviewing some of its main insights and by providing an overview of some recent developments. In particular, I discuss some recent work on two very active research programs: the implications of the zero lower bound on nominal interest rates and the interaction of

---

<sup>1</sup> See, e.g., Lindé et al. (2016) for an evaluation of the empirical performance of a standard medium-scale DSGE model during the financial crisis and its aftermath, as well as a discussion of the kind of changes needed to improve that performance. Del Negro and Schorfheide (2013) evaluate the forecasting performance of DSGE model during the Great Recession, and conclude that a version of that model augmented with financial frictions and external information compares well with Blue chip consensus forecasts, especially over the medium and long run.

<sup>2</sup> See, e.g. Blanchard et al. (2017) for an analysis of the effectiveness of fiscal policy to stimulate the recovery of the euro area economy using a DSGE model as a framework of reference. Del Negro et al. (2016) use a standard DSGE model augmented with liquidity frictions to evaluate some of the quantitative easing undertaken by the Fed in the wake of the financial crisis.

monetary policy and household heterogeneity. Finally, I discuss what I view as some of the main shortcomings of the New Keynesian model and possible areas for future research.

### **The New Keynesian Model: A Refresher**

Modern New Keynesian economics can be interpreted as an effort to combine the methodological tools developed by real business cycle theory with some of the central tenets of Keynesian economics tracing back to Keynes' own *General Theory*, published in 1936.

The hallmark of the approach to modeling economic fluctuations pioneered by real business cycle theorists is a reliance on dynamic, stochastic, general equilibrium frameworks. At some level, these features seem natural ingredients of any model that seeks to explain economic fluctuations, and as such they have been fully adopted by New Keynesian economics. (To put it differently: It is easy to imagine the criticisms that modern macro would receive if it relied on models that were static rather than dynamic, deterministic rather than stochastic, and partial rather than general equilibrium!) In practice, the real business cycle approach takes the form of a set of equations that describe, in a highly aggregative manner: i) the behavior of households, firms and policymakers, (ii) some market clearing and/or resource constraints, and (iii) the evolution of one or more exogenous variables that are the ultimate source of fluctuations in the economy. More controversial may be the assumption, widely found in both real business cycle and New Keynesian models, that the behavior of households and firms (and, in some instances, of policymakers as well) is the outcome of an *optimization problem*, solved under the assumption of *rational expectations* (though a strand of the recent literature, not reviewed here, has examined the consequences of relaxing the latter assumption).

What does New Keynesian economics add to the standard real business cycle apparatus? One can pinpoint three significant modifications. First, it introduces nominal variables explicitly--prices, wages, a nominal interest rate. Second, it departs from the assumption of perfect competition in the goods market, allowing for positive price markups. Third, it introduces nominal rigidities, generally using the formalism proposed by Calvo (1983), whereby only a constant fraction of firms, drawn randomly from the population, are allowed to adjust the price of their good. The assumption of imperfect competition is often extended to the labor market as well, with the introduction of wage rigidities (nominal or real).

The resulting framework has two key properties. Exogenous changes in monetary policy have non-trivial effects on real variables, not only on nominal ones. In addition, and more importantly, the economy's equilibrium response to *any* shock is not independent of the monetary policy rule in place, thus opening the door to a meaningful analysis of alternative monetary policy rules.

To build some intuition for how this framework leads to a breakdown of monetary policy neutrality, it is useful to lay out a simple version of the New Keynesian model (with sticky prices but flexible wages). It is composed of three relationships.

First, the *dynamic IS equation* states that the current output gap is equal to the difference between the expected output gap one period in the future and an amount that is proportional to the gap between the real interest rate and the natural rate of interest. The “output gap” is the difference between output and the potential or “natural” output. Natural output and the natural rate of interest are the values that those variables would take in equilibrium if prices were fully flexible. In algebraic terms, the relationship is

$$\tilde{y}_t = E_t\{\tilde{y}_{t+1}\} - \sigma^{-1}(i_t - E_t\{\pi_{t+1}\} - r_t^n)$$

where  $\tilde{y}_t$  is the output gap (given by the difference between log output  $y_t$  and log natural output  $y_t^n$ ),  $i_t$  is the nominal rate,  $\pi_t$  denotes inflation, and  $r_t^n$  is the natural rate of interest.

Second, the *New Keynesian Phillips curve*, states that inflation depends on expected inflation one period ahead and the output gap.<sup>3</sup> Thus, it adds an expectation term to the conventional Phillips curve, and can be written out as:

$$\pi_t = \beta E_t\{\pi_{t+1}\} + \kappa \tilde{y}_t$$

The third relationship is an *interest rate rule*, which describes how the nominal rate of interest is determined. This condition is typically linked to the conduct of monetary policy. Thus, an interest rate rule frequently used in the literature as an approximation to the conduct of monetary policy in advanced economies (at least in normal times) is a Taylor-type rule in which nominal interest rates traditionally rise and fall based on the current inflation rate and detrended output (for example, Taylor 1993), but in which monetary policy at a given time can be tighter or looser than the historical pattern. This relationship can be written as

$$i_t = \phi_\pi \pi_t + \phi_y \hat{y}_t + v_t$$

where  $\hat{y}_t$  denotes the log deviation of output from steady state, and  $v_t$  is an exogenous monetary policy shifter following some stochastic process.

---

<sup>3</sup> See Woodford (2003) or Galí (2015) for a detailed derivation of these first two equations and a discussion of the underlying assumptions. The first equation can be derived by combining the Euler equation describing the optimal consumption behavior of the representative household with a goods market clearing condition requiring that output must equal consumption. The second equation can be derived in two stages. In a first stage, a relation between inflation, expected inflation and the markup gap (that is, the log deviation of average markup from the desired markup) can be derived by aggregating the optimal price setting decisions of firms subject to constraints on the frequency with which they can adjust prices. That relation is combined with a labor supply equation, a goods market clearing condition and an aggregate production function to obtain a simple relation linking the markup gap to the output gap, thus giving rise to the relationship in the text.

Figure 1 represents the equilibrium of the above economy. The AD schedule (after “aggregate demand”) combines the dynamic IS equation and the interest rate rule, giving rise to an inverse relation between inflation and the output gap, for any given expectations. The NKPC schedule represents positive relation between the same two variables implied by the New Keynesian Phillips curve, given inflation expectations. The economy’s equilibrium is determined by the intersection of the two schedules (point  $E_0$ ).

A New Keynesian model based on these three relationships yields several interesting insights. As noted earlier, the model implies that monetary policy is not neutral. In particular, this non-neutrality has (at least) two dimensions.

First, an exogenous monetary policy shock will affect not only nominal variables, but also real ones (like output). In particular, an exogenous tightening of monetary policy (that is, a persistent increase in  $v_t$ ) raises both nominal and real rates, leading to a fall in output and inflation, while leaving the natural rates unchanged. In the research literature, Galí (2015) discusses the implied response of a calibrated New Keynesian model to different types of shocks. In particular, the model’s predictions regarding the effects of monetary policy shocks are in line (at least qualitatively), with much of the empirical evidence on the effects of those shocks, as found among others in Christiano et al. (1999).

Second, monetary nonneutrality in this context also arises because the response of output (and other real variables) to a nonmonetary shock—that is, a shock that changes the natural levels of output and/or of the interest rate,  $y_t^n$  and  $r_t^n$ —is not invariant to the monetary policy rule adopted by the central bank. Interestingly, when the interest rate rule shown above is calibrated in a way consistent with US evidence for the post-1982 period, the model implies responses to technology shocks consistent with the empirical evidence, including a countercyclical response of employment (for example, see Galí 1999; Basu et al. 2006).

Other insights generated by the New Keynesian model pertain to its normative implications for the conduct of monetary policy. One finding in that regard has to do with the insight that if the central bank applies a rule which adjusts the policy interest rate sufficiently strongly in response to variations in inflation and output (a condition known as the Taylor principle) then the economy will have a unique equilibrium.<sup>4</sup> Otherwise, the equilibrium is locally indeterminate, opening the door to fluctuations driven by self-fulfilling revisions in expectations (sometimes known as “sunspot fluctuations”). Clarida et al. (2000) provide evidence suggesting that the local uniqueness condition may not have been satisfied during the pre-Volcker era, potentially giving rise to unnecessary instability and providing an explanation for the macroeconomic turbulence of that period.

---

<sup>4</sup> As shown by Bullard and Mitra (2002), the required condition takes the form  $\kappa(\phi_\pi - 1) + (1 - \beta)\phi_y > 0$ .

Beyond simple rules like the Taylor-type rule described above, the literature has sought to characterize the optimal monetary policy, defined as the policy that maximizes welfare for the representative household. One useful formulation suggests that the optimal monetary policy should consider three sources of welfare losses: i) fluctuations in the gap between output and its efficient level (i.e. the so-called welfare-relevant output gap); ii) fluctuations in inflation, which generate losses due to the misallocation of resources caused by the associated price dispersion; and iii) an average (i.e. steady state) level of output which is itself inefficiently low, due to uncorrected real distortions (e.g. monopolistic competition).

In the *special case* in which the natural level of output corresponds to the efficient level of output at all times, then welfare losses result only from fluctuations in the output gap,  $\tilde{y}_t$ , and fluctuations in inflation,  $\pi_t$ . The optimal policy in that special case requires that inflation be fully stabilized at zero. Notice that the New Keynesian Phillips curve implies that such a strict inflation targeting policy has an important byproduct: it stabilizes the output gap at zero, thus making output equal to its natural (and, by assumption, efficient) level. This property is sometimes referred to as the Divine Coincidence (for discussion, see Blanchard and Galí 2005) As a result, welfare losses in this setting will be zero and the economy attains its first-best allocation.

However, the previous extreme result holds only when the flexible price (or natural) equilibrium allocation is optimal—that is, when nominal rigidities are the only distortion in the economy. More generally, the presence of real frictions is likely to drive a wedge between the natural and efficient levels of output. As a result, the steady state itself may be inefficient, or the presence of real frictions may imply an inefficient response of natural output to some shocks, or both. As a result, a trade-off emerges between price stability and the attainment of an efficient level of economic activity, thus giving rise to a nontrivial optimal monetary policy problem. It turns out that the optimal policy—along with its associated output gap and inflation outcomes—depends on the assumptions regarding the extent to which the central bank can credibly commit to a state-contingent plan. Standard treatments of the optimal monetary policy problem and its consequences have focused on the extreme cases of full discretion (period-by-period re-optimization) and full commitment (a once-and-for-all choice of an optimal plan, which is subsequently followed through even if the policymaker may be tempted to renege from it, the so-called time-inconsistency problem).<sup>5</sup>

The study of the optimal interest rate policy in the context of the New Keynesian model has yielded several interesting insights, and in particular about the nature of the gains from commitment and the kind of inefficient outcomes or biases implied by discretionary policies. For example, the presence of an inefficiently low steady state output, combined with the lack of commitment, generates a (suboptimal) positive *inflation bias*, similar to that uncovered by Kydland and Prescott (1980) and Barro and

---

<sup>5</sup> See Clarida et al. (1999) for an analysis and discussion of the resulting optimal monetary policy problem under discretion and under commitment. For an analysis of some intermediate cases see Schamburg and Tambalotti (2007) and Debortoli and Lakdawala (2016).

Gordon (1983) in the context of an earlier generation of monetary models with non-neutralities. Most interestingly, even when the steady state is efficient, gains from commitment arise in the presence of shocks that imply an inefficient response of natural output, as would arise in the presence of certain real imperfections. Those gains result from the ability of a central bank with commitment to influence expectations of future inflation and output gaps, which makes it possible to smooth over time the deviations from the first best allocation, thus reducing the implied losses. By contrast, in the absence of commitment, the central bank has to rely exclusively on its ability to affect the *current* output gap, which leads to excessive fluctuations in both inflation and the gap between output and its efficient level, and hence to larger welfare losses. The resulting excess volatility associated with the discretionary policy is sometimes referred to as *stabilization bias*, and it may coexist with an optimal *average* level of inflation (in contrast with the case of an inflation bias).

While the notion of a once-and-for-all commitment to an optimal state-contingent monetary policy plan is of course unrealistic as a practical policy strategy, the analysis of the optimal policy under commitment establishes a useful benchmark that can be used to inform the search for simpler rules that can approximate such a policy. Specifically, the analysis of the properties of the equilibrium under the monetary optimal policy with commitment often seem to imply a stationary price level, which in turn provides a possible rationale for the adoption of a price level targeting interest rate rule (as one example, see Vestin 2006).

Many other interesting insights regarding the optimal design of monetary policy have emerged from the analyses of relatively straightforward extensions of the basic New Keynesian model described above. A selection of examples of such extensions include allowances for staggered wage setting (Erceg et al. 2000), some backward-looking price setting (Steinsson 2003), open economy considerations (Clarida et al. 2002; Galí and Monacelli 2005), deviations from rational expectations (Evans and Honkapohja 2003; Woodford 2010), labor market frictions (Trigari 2009; Blanchard and Galí 2010), uncertainty shocks (Basu and Bundick 2017), and others. The next two sections focus on two specific extensions of the basic New Keynesian model that have drawn considerable attention in recent years and triggered a good amount of research: the zero lower bound on the nominal interest rate and the heterogeneity of households.

### **The Zero Lower Bound**

The possibility of a nimble response of central banks to the recessionary and deflationary forces triggered by the financial crisis was seemingly jeopardized when, after being successively reduced, policy rates attained the lower bound of (nearly) zero percent. The basic New Keynesian model, described in the previous section, ignores the existence of the zero lower bound. However, a number of papers, originally motivated by the Japanese experience with a liquidity trap starting in the 1990s, adopted the New Keynesian framework to analyze the implications of a binding zero lower bound.



To illustrate some of the insights of that analysis let us consider the case of an efficient natural equilibrium (that is, the gap between the efficient and the natural rate of output is zero). In the absence of the zero lower bound constraint, the optimal policy implies full stabilization of the output gap and inflation, as discussed above.

Now consider an economy which is at a zero inflation zero output gap steady state. Then a one-off episode occurs, with a temporary, but persistent adverse shock to the natural rate of interest,  $r_t^n$ , that brings the latter into negative territory. With a zero lower bound constraint, there is an inability to match the drop in the natural rate of interest with a commensurate reduction in the policy interest rate. Using the dynamic IS relationship shown earlier, the result of a nominal interest rate stuck above its natural rate will generate a persistent negative output gap (given the initial zero inflation). In turn, the New Keynesian Phillips curve relationship shows that a negative output gap will be a source of persistent deflation. Indeed, this leads to a higher real interest rate and, thus, to an even larger gap between that variable and its natural counterpart, deepening further the initial recession. An analysis of the optimal design of monetary policy in the presence of a zero lower bound on the nominal rate closely related to this description can be found in Jung, Teranishi and Watanabe (2003) and Eggertsson and Woodford (2003). Both papers study the case of a fully unanticipated, once-and-for-all adverse shock to the natural rates, which pushes the optimizing central bank against the zero lower bound.

Figure 2, based on the analysis in Galí (2015), illustrates some of the implications of the zero lower bound for the conduct of monetary policy. It simulates the response to an unanticipated negative demand shock that lowers the natural rate of interest from its normal steady state level of 4 percent to -4 percent (both in annual terms) between period 0 through 5. In period 6 the natural rate returns to its initial value, something which is assumed to be (correctly) anticipated as of period 0, when the shock hits. In the absence of a zero lower bound, price stability and a zero output gap could be maintained in the face of the adverse disturbance, if only the central bank were to lower the interest rate to -4 percent for the duration of the shock, thus tracking the path of the natural rate. However, the existence of the zero lower bound makes that option unfeasible.

Given this setting, the nature of the optimal interest rate policy depends on the extent to which the central bank can commit to future actions. The line with circles plots the response of the output gap, inflation, and the nominal interest rate under the optimal discretionary policy—that is, a policy without commitment. In response to the adverse shock, the central bank lowers the nominal rate to zero and keeps it there until the shock goes away, and then returns the interest rate to its initial level of 4 percent, consistent with price stability. Both output and inflation experience large declines in response to the shock and take persistent negative values until the adverse disturbance vanishes, when the central bank can fully restore price stability and close the output gap.

The line with crosses displays the equilibrium responses under the optimal policy with commitment. In this case, the central bank credibly promises that it will keep the

nominal rate at zero even after the shock is no longer effective (in this simulated example, for two periods longer). That policy leads to a small, but non-zero, output gap and to inflation in subsequent periods, implying a welfare loss relative to the first best. But that loss is more than offset by the gains resulting from the much greater stability in earlier periods, when the disturbance is active. That optimal policy with commitment can be interpreted as an illustration of the power of *forward guidance* policies, which are policies that aim at influencing current macro outcomes through the management of expectations about future policy settings. Such policies have been openly adopted by central banks like the European Central Bank and the Federal Reserve in the aftermath of the Great Recession, in the face of the slow recovery.<sup>6</sup>

The previous example illustrates the monetary policy implications of a fully unanticipated, one-off temporary drop in the natural rate of interest to a negative level. A number of authors have instead analyzed an economy where the natural rate of interest is subject to recurrent shocks. In those economies, the possibility of hitting the zero lower bound constraint in the future affects how the economy responds to shocks (and to policy) even when the zero lower bound is not binding. Adam and Billi (2006, 2007) and Nakov (2008) study the implications of the zero lower bound for the optimal design of monetary policy in a stochastic setting, with and without commitment, when that constraint is occasionally (but recurrently) binding. Several insights emerge from that analysis. First, the optimal policy implies a nonlinear response to shocks, with the central bank reducing nominal rates more aggressively in response to adverse shocks, in order to reduce the probability of a binding zero lower bound down the road and to counteract the adverse effects of that possibility (and their anticipation) on aggregate demand. Second, under commitment, the optimal policy calls for sustained monetary easing even when the natural rate is no longer negative. Third, the gains from commitment (relative to discretion) are much larger when the possibility of a zero lower bound exists than in the absence of such a constraint. Finally, as stressed by Nakov (2008) a large fraction of the gains from commitment can be reaped by adopting a price level targeting rule. Because this rule targets the level of prices, rather than the inflationary change in price level, it calls for a period of “catching up” after inflation has been below its target level for a time—not just a return to the target level. Such a rule also reduces the incidence of a binding zero lower bound considerably.

Rogoff (1985) made a case for appointing a “conservative” central banker (that is, one that puts more weight than society on inflation stabilization), in the presence of a conventional inflation bias. Nakata and Schmidt (2016) provide a new rationale, connected to the zero lower bound, for such a policy, even in the absence of an inflation bias. They show that, under an optimal discretionary policy, the anticipation of an occasionally binding zero lower bound implies that on average inflation falls below target and the output gap is positive, even when the zero lower bound is not binding. Delegating monetary policy to a “conservative” central banker is generally desirable

---

<sup>6</sup> See, e.g. Woodford (2013) for a discussion of the forward guidance policies implemented by different central banks and their connection with the theoretical analyses in the literature.

since the latter will keep inflation closer to target (at the cost of an even larger output gap) when the zero lower bound is not binding, with the anticipation of that policy providing a highly welcome additional stimulus when the zero lower bound is binding, and improving social welfare.

### *The Forward Guidance Puzzle*

The forward guidance puzzle can be stated as follows: In the context of the basic New Keynesian model, the effect on output of an anticipated change in the policy rate of a given size and duration is independent of the timing of its implementation. In other words, the effects of a temporary 1 percent increase in the policy rate 100 years from now is predicted in the basic New Keynesian model to be the same as if the increase were to take place immediately or in the near future. This forward guidance puzzle was first discussed by Carlstrom et al. (2015) and Del Negro et al. (2015).

The reason behind that prediction is that the dynamic IS relationship presented earlier implies no discounting of the expected output gap and, hence, no discounting of future interest rates. To see this, iterate that dynamic IS relationship forward, noting that the expected output gap in the next period depends on the expected interest gap one period ahead and the expected output gap in following period, and so on. Moreover, assume that the output gap is expected to converge to zero asymptotically, and that the price level is rigid (with inflation equal to zero), then the forward guidance puzzle arises: the current output gap depends on the sum of current and future interest rates, all of them having the same weight.

The puzzle is amplified if we relax the assumption of fully rigid prices and let inflation be determined by a New Keynesian Phillips curve relationship. In that case, the longer is the horizon of implementation of a given change in the policy interest rate, the stronger are its effects on output, and hence the larger and more persistent the response of inflation. For any given path of the nominal interest rate, the persistent effect of inflation works in the direction of changing the real interest rate in a way that further amplifies the effects on output and inflation—leading to a strong nonlinear effect due to the accumulation of feedback effects.

Several authors have sought to address the forward guidance puzzle with modifications to the benchmark New Keynesian model. Typically, such modifications lead to some kind of discounting by households. Examples of such modifications include the introduction of finite lives (Del Negro et al. 2015), incomplete markets with bounded rationality (Farhi and Werning 2016) or without bounded rationality (McKay et al. (2016, 2017), lack of common knowledge (Angeletos and Lian 2018), and behavioral discounting (Gabaix 2017).

With such modifications, the effects of anticipated changes in the policy interest rate on current output do decline with the horizon of implementation, given the path of

inflation. However, once inflation is allowed to respond, this feature reduces the effect on the output gap or inflation of any anticipated change in the real interest rate, but it does not overturn the prediction that the size of such an effect increases with the horizon of implementation.

### *Self-Fulfilling Deflation Traps and the Zero Lower Bound*

Much of the analysis based on the New Keynesian model has a local nature: specifically, it is carried out using a linear approximation to the equilibrium conditions around a steady state consistent with the inflation target (which is typically zero). By construction, that analysis limits our understanding of the economy's behavior far from the assumed steady state. Several papers have explored the properties of equilibria of the New Keynesian model from a global perspective.

The work of Benhabib et al. (2001) triggered much of the research on this front. They showed that a Taylor-type interest rate rule satisfying the zero lower bound constraint and consistent with a locally unique equilibrium around the steady state associated with the targeted inflation rate necessarily implies the existence of another steady state. They label this other steady state as a “liquidity trap,” in which the interest rate is zero or near-zero and inflation is below the targeted level and possibly negative. Furthermore, and more worrisome, they showed that an infinite number of equilibrium trajectories exist that converge to the liquidity trap steady state. Accordingly, a central bank's adoption of a Taylor rule is not a guarantee of stability, even if the rule satisfies the conditions for a locally unique equilibrium. In a companion paper, Benhabib et al. (2002) propose a set of alternative monetary and fiscal rules that can be activated when the economy enters a path leading to the liquidity trap steady state. For example, in one case the proposed rule features a strong fiscal stimulus in the form of lower taxes; in another, a switch to a rule that would peg the rate of money growth. Under those rules, any path converging to the liquidity trap would violate the intertemporal budget constraints of the government and households, and can thus be ruled out as an equilibrium path.<sup>7</sup>

Several papers have provided “quantitative” applications of the multiplicity of global equilibrium implied by the zero lower bound in the New Keynesian model. Schmitt-Grohé and Uribe (2017), Aruoba et al. (2017) and Jarocinski and Mackowiak (2017) use a quantitative New Keynesian model with global multiplicity to interpret the prolonged recession and persistently low inflation in many advanced economies in the wake of

---

<sup>7</sup> Cochrane (2011) criticizes this approach to ruling out equilibria that deviate from the intended steady state (including equilibria involving hyperinflations). Instead, he proposes the specification of policies that are consistent with a unique equilibrium that remains well defined, near or farther away from the intended steady state. A non-Ricardian fiscal policy, combined with a passive monetary policy, is an example of an alternative fiscal-monetary regime that avoids the problems of global multiplicity of the New Keynesian model with an active Taylor rule.

their financial crises, which persisted despite highly expansionary monetary policies with near-zero policy interest rates. Those papers interpret the crises and subsequent persistent slump as an equilibrium path converging to a liquidity trap steady state. For a policy to exit the liquidity trap, Schmitt-Grohé and Uribe (2017) and Jarocinski and Mackowiak (2017) propose an exogenous path for the policy interest rate converging to its value in the intended steady state. Under the equilibrium dynamics implied by the liquidity trap, that policy is shown to raise inflation expectations and to stimulate aggregate demand and output. The price level indeterminacy implied by the exogenous path for the nominal rate can be eliminated by a switch to an active fiscal policy. Benigno and Fornaro (2017) develop a model that includes downward nominal wage rigidities and a zero lower bound constraint similar to that of Schmitt-Grohé and Uribe (2017), but in which they embed an endogenous growth mechanism. Under some conditions, two different balanced growth paths may be consistent with equilibrium. One of those paths, which they refer to as a stagnation trap, is characterized by involuntary unemployment and low growth, while the other features high growth and full employment. Expectations about future growth prospects determine which equilibrium obtains.

In this branch of the literature, monetary policy is described by some (generally sub-optimal) Taylor-type rule. But the multiplicity of equilibria generated by the zero lower bound is not restricted to that case: as shown in Armenter (2018) and Nakata and Schmidt (2016), it also emerges under the assumption of a central bank optimizing under discretion.<sup>8</sup> Even if such multiplicity is clearly suboptimal, there is little that a central bank operating under discretion can do about it, because the zero lower bound limits its ability to stabilize inflation. As a result, the central bank may find it optimal in some circumstances to accommodate revisions in private sector's expectations, thus minimizing the damage given the unavoidable deviation from its stabilization targets.

### *Fiscal Policy and the Zero Lower Bound*

In addition to its implications for the design of monetary policy, the zero lower bound also has ramifications for the effects of other shocks, including fiscal policy shocks. This is a consequence of a fairly general principle: In the presence of nominal rigidities, the effects of any fiscal policy intervention are not invariant to the monetary policy rule in place and, more precisely, to the (endogenous) response of nominal and real interest rates to those interventions. By shaping that response, the presence of a zero lower bound constraint has an impact on the effects of fiscal policy shocks.

Eggertsson (2011) and Christiano et al. (2011) analyze the interaction of fiscal policy and the zero lower bound using a New Keynesian model as a reference framework. In

---

<sup>8</sup> Earlier papers examining optimal discretionary policy under the zero lower bound constraint (e.g. Adam and Billi 2007) implicitly make an equilibrium selection by constraining the equilibrium to stay in the neighborhood of the targeted (zero) inflation steady state.

particular, Eggertson (2011) considers an environment in which an adverse demand shock pushes the natural rate into negative territory and makes the zero lower bound binding. In that context, he shows that a reduction in taxes on labor or capital income is contractionary, whereas an increase in government purchases has a strong expansionary effect on output. The reason is that tax cuts (as well as other supply side policies) generate disinflationary pressures that are not matched by a policy interest rate cut, leading to an increase in the real interest rate and a drop in aggregate demand. On the other hand, an increase in government purchases has a stronger expansionary effect under a binding zero lower bound than in “normal” times, because the inflationary pressures generated by the fiscal expansion, combined with the absence of a nominal rate adjustment, lead to a drop in the real rate, thus amplifying the effect of the fiscal stimulus.

Christiano et al. (2011) analyze the determinants of the size of the government spending multiplier in connection with a binding zero lower bound. In particular, they show that the multiplier is very sensitive to how long the zero lower bound is expected to be a binding constraint. When they extend the basic New Keynesian model to allow for endogenous capital accumulation, the size of the government spending multiplier becomes even larger, since investment –which is inversely related to the real interest rate-- responds procyclically to the fiscal shock thus amplifying the effect of the latter. Using an estimated dynamic stochastic general equilibrium model, they quantify the value of the fiscal multiplier under a binding zero lower bound to be in a neighborhood of 2 for an increase in spending lasting 12 quarters. This contrasts with a multiplier smaller than one when the model is simulated under “normal” times, with the central bank responding to a fiscal expansion according to a conventional Taylor rule.

Figure 3 illustrates the implications of the zero lower bound constraint in the face of a negative aggregate demand shock (e.g. resulting from a reduction in government purchases). Note that the AD schedule now becomes upward sloping when inflation reaches a level that makes the zero lower bound constraint binding, given the interest rate rule: Further reductions in inflation raise the real interest rate and lower aggregate demand and the output gap. A leftward shift in the AD schedule, if sufficiently large, pulls the economy into the region in which the decline in inflation cannot be offset by a more than proportional reduction in the policy interest rate, thus amplifying the negative impact of the shock on both inflation and the output gap.

The effectiveness of different fiscal policies at stimulating the economy under a binding zero lower bound is not invariant to the reason why the constraint has become binding. In the papers discussed above, the zero lower bound becomes binding as a result of an adverse fundamental shock that is sufficiently large to push the policy rate against the zero lower bound constraint, making it impossible for the central bank to stabilize inflation and the output gap. Mertens and Ravn (2014) focus instead on expectational or non-fundamental liquidity traps, which may emerge as a result of self-fulfilling expectations, due to the global indeterminacy discussed in the previous subsection. In the case of an expectational liquidity trap, they show that an increase in government

purchases has a small effect on output (smaller than in normal times), whereas a tax cut is contractionary. The main factor behind those predictions is the differential effect on inflation, which in this model is positive in the case of a tax cut, but negative for a spending increase. Given that these predictions are exactly the opposite to those arising in the case of a fundamental liquidity trap, it follows that a good diagnosis of the nature of a liquidity trap is essential in order to evaluate the effects of a given fiscal policy response.

## **Heterogeneity**

The standard New Keynesian model, like most of its predecessors in the real business cycle literature, represents an economy inhabited by an infinitely-lived representative household. That assumption is obviously unrealistic. But of course, all models involve some simplification of reality so as to focus on the specific issue at hand. In macroeconomics, one specific question is how to explain aggregate fluctuations and their interaction with monetary policy in a relatively compact and tractable manner. It isn't immediately obvious why the finiteness of human life is an aspect of reality that will be important in building such a model. Similarly, individuals are heterogeneous in their economic behavior along a number of dimensions: education, wealth, income, preference for leisure, risk-taking, perceptions of relevant time horizons, and many more. For tractability, a macroeconomic model will of necessity leave out many of these ways in which people vary. In this spirit, one can perhaps argue that a representative household is a defensible starting point for a macro model.

This section will discuss a growing literature that argues that the representative household assumption is less innocuous than may appear, even when the focus is to understand aggregate fluctuations and macroeconomic policy.<sup>9</sup>

An important problem (though not the only one) that arises with representative household models is that in equilibrium there are neither savers nor borrowers, even in the absence of financial frictions, since everyone is identical. Thus, in order to understand whether the presence and nature of financial frictions have non-trivial implications for economic fluctuations and monetary policy it is necessary to relax the representative household assumption. A large (and growing) number of papers have undertaken this approach in recent years, using a suitably modified New Keynesian model as a reference framework.

Here, I will focus on the latest generation of New Keynesian models with heterogeneous agents and financial frictions, generally referred to as HANK.<sup>10</sup> A first

---

<sup>9</sup> The bulk of the recent literature on heterogeneity has focused on the household sector. For an example of the implications of firm-level heterogeneity see Adam and Weber (2018).

<sup>10</sup> Guerrieri and Lorenzoni (2017), Oh and Reis (2012), and McKay and Reis (2016) were among the first contributions to this literature, focusing, respectively, on the effects of credit crunches, transfers and automatic stabilizers. Subsequent contributions include Auclert (2017), Kaplan et al. (2018), Ravn and

feature shared by the recent wave of HANK models, and which differentiates them from the baseline New Keynesian model, is the assumption of idiosyncratic shocks to households' labor productivity and, hence, to their wage. Those shocks are often assumed to follow a stochastic process that is consistent with some features of the micro data. Secondly, it is generally assumed that only a small number of assets can be traded, and that some exogenous borrowing limit exists. As a result, households cannot perfectly insure themselves against idiosyncratic risk. Furthermore, a (time-varying) fraction of households face a binding borrowing constraint, which makes their consumption respond strongly to fluctuations in current income. The previous features imply that there is no simple dynamic IS equation like the one described earlier that can be derived. However, the other two main elements of the basic New Keynesian framework—the New Keynesian Phillips curve and the interest rate rule—are not directly affected by the introduction of heterogeneity.

One of the main lessons emerging from the analysis of heterogeneous agent New Keynesian models can be summarized as follows: The presence of uninsurable idiosyncratic shocks, combined with the existence of borrowing limits, implies that different households, even if they otherwise appear identical before the shocks arise, may have at any point in time very different marginal propensities to consume. As a result, the macroeconomic effects of any aggregate shock will be amplified or dampened depending on the way the shock (and the changes that it triggers) affects the distribution of income and wealth across households.

Several recent papers provide an insightful analysis of that mechanism. Auclert (2017) studies the different channels through which heterogeneity shapes the effect of an exogenous monetary policy shock on individual and aggregate consumption. Two of those channels are already present in the representative agent New Keynesian model (henceforth, RANK, for short): i) intertemporal substitution, in response to changes in real interest rates; and ii) the change in consumption induced by the resulting changes in aggregate income, which is a source of a multiplier effect. A HANK economy, on the other hand, provides three additional channels that occur as a consequence of the *redistribution* that takes place in response to a monetary policy change: i) the *earnings heterogeneity* channel is associated with the fact that some households see their income increase more than proportionally to aggregate income, while others lose in relative terms; ii) the *Fisher channel* refers to the fact that different households have at any point in time different net positions in nominal assets, whose real value will be affected by the change in the price level resulting from the monetary policy intervention; and iii) the *unhedged interest rate exposure* channel arises because of likely differences across households in the mismatch between durations of assets and liabilities (including planned consumption among the latter).

---

Sterk (2017), Gornemann et al. (2016), Farhi and Werning (2016), Werning (2015) and Galí and Debortoli (2017), among many others.



A key determinant of the impact of each of the three redistribution channels is given by the size and sign of their covariance with marginal propensities of consumption across households—that is, by the extent to which the redistribution caused by a monetary policy intervention favors households with a relatively high or a relatively low marginal propensity to consume. In principle, those covariances can be estimated using micro data on households' consumption, income and balance sheets. The evidence reported in Auclert (2017) suggests that such redistribution channels are likely to amplify the effects of monetary policy on aggregate consumption. To see this, consider an expansionary policy which lowers real interest rates and raises output and inflation. We know that households with relatively low income and wealth also tend to have relatively high marginal propensities to consume. Furthermore, those households will tend to benefit more from the expansionary policy for several reasons backed up by micro evidence: i) their earnings increase more than proportionally during output expansions; ii) they tend to have relatively large negative net nominal asset positions, and hence experience a relatively larger increase in their net wealth (in real terms) when the price level rises; and iii) they have a lower interest rate exposure (since since they tend to have high current consumption and debt repayments relative to income) and thus benefit more from the reduction in real interest rates. Thus, by redistributing income and wealth towards high MPC households, the three channels above work in the direction of amplifying the response of aggregate consumption to an interest rate reduction. Interestingly, Auclert (2017) also shows that these empirical properties emerge, at least in qualitative terms, as an equilibrium outcome in a standard incomplete markets model (à la Bewley-Hugget-Aiyagari) calibrated to the US economy. Auclert's analysis thus points to the need to introduce realistic heterogeneity in monetary models in order to capture better the effects of monetary policy, though further work is needed to assess empirically the quantitative importance of each of those channels.

Werning (2015) develops a general framework to identify some of the channels through which heterogeneity and incomplete markets imply a departure from the aggregate implications of the standard representative agent approach. For example, he first considers an economy with idiosyncratic risk but no borrowing or lending, and no outside assets (e.g. government debt or physical capital), and in which household income is proportional to aggregate income. In that setting, the relation between aggregate consumption and interest rates turns out to be identical to that in the RANK model. A similar “as if” result holds for an economy with borrowing and lending and outside assets, if liquidity is acyclical, i.e. if asset prices and/or borrowing limits move in proportion to income.

Werning's (2015) framework can be seen as a useful benchmark to understand the properties of different HANK models in the literature, in which some of the above assumptions are relaxed. Two examples, discussed by Werning, provide an illustration of that point. The model in Ravn and Sterk (2017) combines rigidities in price setting characteristic of New Keynesian models with search and matching in the labor market. In that framework, the rise in unemployment resulting from a tightening of monetary

policy leads to an increase in precautionary savings and, hence, an amplification of the effects of monetary policy relative to a RANK economy. By contrast, McKay et al. (2016) analyze a model with idiosyncratic shocks in which the effects of interest changes are dampened relative to the RANK benchmark, as a result of a built-in procyclical earnings risk (caused by the assumption of even distribution of countercyclical profits among workers) and countercyclical liquidity (resulting from constant government debt). The implied dampening of the response to monetary policy is presented by McKay et al. as a possible explanation for the forward guidance puzzle discussed in the previous section.

A distinct feature of the HANK model developed in Kaplan et al. (2018) that is the coexistence of two assets: a low return liquid asset and a high return illiquid asset (think of housing) whose conversion into the liquid asset is subject to convex transaction costs. An implication of the latter assumption is the presence, at any point in time, of a sizable fraction of households that are wealthy but consume in a hand-to-mouth fashion, because the bulk of their wealth is held in the illiquid asset. The presence of those households, combined with those who consume hand-to-mouth because they have low incomes (and are subject to borrowing constraints), implies that a large fraction of the population is highly sensitive to labor income shocks (idiosyncratic and aggregate) but not very responsive to interest rate changes. As Kaplan et al. (2018) show, this shift dramatically changes the nature of the monetary policy transmission mechanism as compared to the RANK model. In the HANK model, the *direct* effect of changes in the interest rate on consumption (i.e. its effect conditional on an unchanged path for aggregate income) is much less important than its *indirect* effect (resulting from the induced changes in aggregate income). That property is in stark contrast with the RANK model, in which the direct effect is overwhelmingly dominant, because the representative household can substitute consumption intertemporally and, under any plausible calibration, will have a very small marginal propensity to consume out of current income.

In addition, the analysis in Kaplan et al. (2018) highlights an important property of HANK models: the aggregate effects of monetary policy shocks (or for that matter, of any other disturbance) will be shaped by the fiscal policy response to it, and, in particular, by the extent and nature of the redistributive effects of that response.

If we accept that some heterogeneity is useful, we still face a question of how much. The two-agent New Keynesian model (TANK, for short) is a relatively simple way of introducing heterogeneity. In this approach, a constant fraction of households is assumed to have no access to financial markets and just consume their current labor income, while the remaining fraction can buy and sell assets in an unconstrained way, as in the basic New Keynesian model. There are no other sources of heterogeneity within each type of households. Early applications of the TANK framework include Galí et al. (2007) and Bilbiie (2008). Recent work by Debortoli and Galí (2018) seeks to understand the extent to which TANK models can provide a tractable approximation to their HANK counterparts. Both alternatives share a key feature missing from

representative agent models, namely, the fact that at any point in time a fraction of agents face a binding borrowing constraint (or behave as if they did). But TANK models assume a constant fraction of constrained agents, rather than allowing that fraction to vary endogenously as in richer HANK models. Also, TANK models ignore the impact on agents' current decisions of the likelihood of being financially constrained in the future. Finally, credit constrained households in HANK models have a marginal propensity to consume below one, especially in response to positive shocks, in contrast with hand-to-mouth households in TANK models, whose marginal propensity to consume is one at all times. Of course, the main advantage of TANK models relative to HANK models lies in their tractability, since there is no need to keep track of the wealth distribution and its changes over time.

Perhaps surprisingly, Debortoli and Galí (2018) show that a simple TANK model approximates well, both from a qualitative and a quantitative viewpoint, the aggregate dynamics of a canonical HANK model in response to aggregate shocks. Firstly, a properly calibrated TANK model approximates well the heterogeneity of consumption between constrained and unconstrained households. Secondly, for standard calibrations of the HANK model, consumption heterogeneity within the subset of unconstrained households (which the TANK model abstracts from) remains roughly constant, since those agents are able to limit consumption fluctuations by borrowing and saving.

After arguing that the TANK model constitutes a good approximation to richer and more complex HANK models, Debortoli and Galí (2018) use the former model to analyze the impact of heterogeneity on optimal monetary policy design. They show that in a simple TANK model, the loss function of a benevolent central bank contains three arguments. The first two capture the volatility of the output gap and inflation, and are already present in the RANK model, as discussed above. The third one reflects the size of fluctuations in an index that measure consumption heterogeneity. In other words, this central bank finds it optimal to tolerate some deviation from inflation and output from their respective targets in order to avoid overly large fluctuations in consumption dispersion. For standard calibrations of the TANK model, however, the optimal policy involves minimal fluctuations in inflation and the output-gap, and is thus nearly identical to the one that would prevail in the basic New Keynesian model with a representative agent.

## **Overlapping Generations**

The assumption of an infinitely-lived representative household found in the standard New Keynesian model has implications that go beyond those emphasized in the literature discussed in the previous section. The latter has focused on the interaction of idiosyncratic shocks and borrowing constraints as a source of heterogeneity in marginal propensities to consume across households, with its consequent implications for the transmission of monetary and fiscal policies. Less discussed but equally important are,

in my opinion, other implications of the infinitely-lived representative household assumption.

Firstly, the assumption of an infinitely-lived representative consumer implies a tight link between the real interest rate and the consumer's time discount rate along a balanced growth path. That relation all but rules out the possibility of a persistently negative natural rate of interest, with the consequent challenges that the latter would pose on a price-stability oriented monetary policy due to the zero lower bound on nominal interest rates. Notice that in the examples from the literature on the zero lower bound discussed earlier the natural rate is assumed to be negative temporarily and, possibly, recurrently, but not permanently.

Secondly, the assumption of an infinitely-lived representative household rules out the existence of rational bubbles in equilibrium. After all, if a rational bubble exists in equilibrium, it must grow at the rate of interest and must necessarily be in assets held by the representative household. But the optimal path for consumption and savings of a representative household is inconsistent with holding assets in the long-run that grow at the rate of interest, which rules out the possibility of a rational bubble in that environment (for a proof, see Santos and Woodford 1997). On the other hand, there is a widespread view among policymakers and commentators that bubbles, like the housing bubble experienced in the 2000s, can play a role in financial crises and economic fluctuations. There is also a persistent debate about how monetary policy should respond to the emergence of those bubbles. The fact that the New Keynesian model cannot even account for the phenomenon of bubbles seems like a potentially important shortcoming of that framework.

Several recent papers have sought to overcome the limitations of the infinitely-lived household assumption by introducing overlapping generations of finitely-lived individuals in models with nominal rigidities. Thus, Eggertsson et al. (2018) develop a “quantitative” overlapping generations framework with nominal rigidities in order to understand the sources of the decline in the natural rate of interest in the U.S. economy, and to analyze the implications of that decline for monetary policy.<sup>11</sup>

Galí (2014, 2017a) develops two alternative models with overlapping generations, monopolistic competition and sticky prices, and shows that asset price bubbles may emerge in equilibria.<sup>12</sup> In both models, a necessary condition for the existence of such bubbly equilibria is a natural rate of interest below the balanced growth path for the economy. When bubbles exist, changes in their size can generate aggregate fluctuations, even in the absence of shocks to fundamental. In that context, one can analyze the

---

<sup>11</sup> A permanent negative natural rate may also arise in models with infinitely-lived agents in the presence of heterogeneity and incomplete markets. See, e.g., Auclert and Rognlie (2018) for an illustration of that possibility.

<sup>12</sup> Galí (2014) assumes two-period-lived households and an inelastic labor supply (implying a constant output in equilibrium). Bubble fluctuations imply a stochastic redistribution of consumption across cohorts. By contrast, Galí (2017) introduces asset price bubbles in a perpetual youth model à la Blanchard-Yaari, in which individuals die with a constant probability.

implications of alternative monetary policy rules on fluctuations and welfare, since the evolution of bubbles is not independent of the interest rate. A central message of both papers is that a “leaning against the bubble” monetary policy, modeled as an interest rate rule that includes the size of the bubble as one of its arguments, is generally suboptimal and dominated by a policy that focuses on stabilizing inflation.<sup>13</sup>

## The Road Ahead

The standard New Keynesian framework as it existed a decade ago has faced challenges in the aftermath of the financial crisis of 2007-2009. Much of the work extending that framework over the past few years has aimed at overcoming some of those challenges. In the present paper I have described a sample of recent research that extends the standard New Keynesian framework along different dimensions, with a focus on adapting it to take into account the zero lower bound constraint on the nominal interest rates, and household heterogeneity.<sup>14</sup>

However, none of the extensions of the New Keynesian model proposed in recent years seem to capture an important aspect of most financial crises—namely, a gradual build-up of financial imbalances leading to an eventual “crash” characterized by defaults, sudden-stops of credit flows, asset price declines, and a large contraction in aggregate demand, output and employment. Most of the extensions found in the literature share with their predecessors a focus on equilibria that take the form of stationary fluctuations driven by exogenous shocks. This is also the case in variants of those models that allow for financial frictions of different kinds (for example, Bernanke et al. 1999; Christiano et al. 2014). In those models, financial frictions often lead to an amplification of the effects of non-financial shocks. Also, the presence of financial frictions can lead to additional sources of fluctuations: for example, via risk shocks in Christiano et al. (2014) or exogenous changes in the tightness of borrowing constraints in Guerrieri and Lorenzoni (2017). Overall, it’s fair to say that most attempts to use a version of the New Keynesian models to explain the “financial crisis” end up relying on a *large exogenous shock* that impinges on the economy unexpectedly, triggering a large recession, possibly amplified by a financial accelerator mechanism embedded in the model.

There have been a few attempts to model economies that are less subject to the previous criticism. As example, Boissay et al. (2016) analyze a real model with asymmetric information in the interbank market, in which a sequence of small shocks may pull an economy towards a region with multiple equilibria, including equilibria characterized by a freeze in the interbank market, a credit crunch and a prolonged recession. A monetary extension of such a framework would seem highly welcome.

---

<sup>13</sup> Non-rational bubbles may exist also in economies with an infinitely-lived representative household. See, e.g. Adam and Woodford (2013) for an analysis of optimal policy in the context of a New Keynesian model with non-rational housing bubbles.

<sup>14</sup> The discussion in this section draws heavily on Galí (2017b).

In another example, Galí (2017) explores the possibility of fluctuations driven by stochastic bubbles in a New Keynesian model with overlapping generations. Stochastic bubbles grow at a rate above the long-term growth of the economy, generating a boom in output and employment. But these bubbles may collapse at any time with some (exogenously given) probability, pulling down aggregate demand and output when they do. Despite the highly stylized nature of the model, the implied equilibrium appears consistent with the pattern of asset price booms followed by sudden busts (and the induced recession) that has characterized historical financial crises. However, the framework abstracts from any financial frictions and, in particular, from the important role that high credit growth seems to have played in bubble episodes (Jordà et al. 2015). It also leaves unexplained the factors that ultimately drive the innovations in the aggregate bubble, as well as its eventual bursting.

As yet another example, Basu and Bundick (2017) analyze a nonlinear version of the New Keynesian model where large and persistent slumps may arise as a result of the strong feedback between aggregate demand and (endogenous) volatility, resulting from the interaction of precautionary savings and a zero lower bound constraint. With a zero lower bound constraint, there is no guarantee that the central bank will manage to stabilize the economy *on the downside*, which in turn raises households' perceived volatility of future consumption (as well as its negative skewness), leading to higher precautionary savings, a reduction in output, a higher probability of falling into a liquidity trap and an additional feedback effect on volatility and skewness.

These are only examples of efforts to introduce mechanisms that may generate patterns that one may relate, at least qualitatively, to those observed in actual financial crises. In the years ahead, I expect further research along these lines, incorporating stronger endogenous propagation mechanisms that may help account for large and persistent fluctuations in output and inflation without the need to rely on large (and largely unexplained) exogenous shocks.

But in the meantime, New Keynesian economics is alive and well. The New Keynesian model has proved to be quite flexible, with a growing number of extensions being developed by researchers in order to incorporate new assumptions or account for new phenomena. Indeed, it is hard to think of an alternative macroeconomic paradigm that would do away with the two defining features of the New Keynesian model: nominal rigidities and monetary non-neutralities.

## References

- Adam, Klaus and Roberto Billi (2006): "Optimal Monetary Policy under Commitment with a Zero Bound on Nominal Interest Rates," *Journal of Money, Credit and Banking* 38, 1877-1905.
- Adam, Klaus and Roberto Billi (2007): "Discretionary Monetary Policy and the Zero Bound on Nominal Interest Rates," *Journal of Monetary Economics* 54 (3), 728-752.
- Adam, Klaus and Michael Woodford (2013): "Housing Prices and Robustly Optimal Monetary Policy," [http://adam.vwl.uni-mannheim.de/fileadmin/user\\_upload/adam/research/AW\\_AssetPrices.pdf](http://adam.vwl.uni-mannheim.de/fileadmin/user_upload/adam/research/AW_AssetPrices.pdf)
- Adam, Klaus and Henning Weber (2018): "Optimal Trend Inflation," [http://adam.vwl.uni-mannheim.de/fileadmin/user\\_upload/adam/Adam\\_Weber\\_Optimal\\_Inflation.pdf](http://adam.vwl.uni-mannheim.de/fileadmin/user_upload/adam/Adam_Weber_Optimal_Inflation.pdf)
- Angeletos, George-Marios and Chen Lian (2018): "Forward Guidance without Common Knowledge," *American Economic Review*, forthcoming.
- Armenter, Roc (2018): "The Perils of Nominal Targets," *Review of Economic Studies* 85(1), 50-86.
- Auclert, Adrien (2017): "Monetary Policy and the Redistribution Channel," NBER Working Paper no. 23451.
- Auclert, Adrien and Matthew Rognlie (2018): "Inequality and Aggregate Demand," NBER Working Paper No. 24280.
- Barro, Robert J., and David Gordon (1983): "A Positive Theory of Monetary Policy in a Natural Rate Model," *Journal of Political Economy* 91, 4, 589-610.
- Basu, Susanto, John Fernald, and Miles Kimball (2006): "Are Technology Improvements Contractionary?," *American Economic Review*, vol. 96, no. 5, 1418-1448.
- Basu, Susanto and Brent Bundick (2017): "Uncertainty Shocks in a Model of Effective Demand," *Econometrica* 85(3), 937-958.
- Benhabib, Jess, Stephanie Schmitt-Grohé and Martin Uribe (2001): "The Perils of Taylor Rules," *Journal of Economic Theory* 96, 40-69.
- Benhabib, Jess, Stephanie Schmitt-Grohé and Martin Uribe (2002): "Avoiding Liquidity Traps," *Journal of Political Economy* 110(3), 535-563.
- Benigno, Gianluca and Luca Fornaro (2017): "Stagnation Traps," *Review of Economic Studies*, forthcoming.

- Bernanke, Ben S., Mark Gertler, and Simon Gilchrist (1999). "The Financial Accelerator in a Quantitative Business Cycle Framework," in John B. Taylor and Michael Woodford, eds., *Handbook of Macroeconomics*, vol. 1C. Amsterdam: Elsevier, pp. 1341-93.
- Bilbiie, Florin (2008): "Limited Asset Market Participation, Monetary Policy and (Inverted) Aggregate Demand Logic," *Journal of Economic Theory*, 140(1), 162-196.
- Bilbiie, Florin and Ragot, Xavier (2017): "Optimal Monetary Policy and Liquidity with Heterogeneous Households," CEPR Discussion Paper No. DP11814.
- Bilbiie, Florin (2017): "The New Keynesian Cross: Understanding Monetary Policy with Hand-to-Mouth Households," CEPR Discussion Paper No. 11989.
- Blanchard, Olivier and Jordi Galí (2010): "Labor Markets and Monetary Policy: A New Keynesian Model with Unemployment," *American Economic Journal: Macroeconomics* 2(2), 1-30.
- Blanchard, Olivier J., Christopher J. Erceg and Jesper Lindé (2017): "Jump-Starting the Euro Area Recovery: Would a Rise in Core Fiscal Spending Help the Periphery?" in Eichenbaum, Martin, and Jonathan A. Parker eds. *NBER Macroeconomics Annual 2016*. National Bureau of Economic Research, vol. 31, pp. 103-182.
- Boissay, Frédéric, Fabrice Collard, and Frank Smets (2016). "Booms and Banking Crises," *Journal of Political Economy*, 124(2), 489 – 538
- Bullard, James, and Kaushik Mitra (2002): "Learning About Monetary Policy Rules," *Journal of Monetary Economics*, vol. 49, no. 6, 1105-1130.
- Calvo, Guillermo (1983): "Staggered Prices in a Utility Maximizing Framework," *Journal of Monetary Economics*, 12, 383-398.
- Carlstrom, Charles T., Timothy s. Fuerst, and Matthias Paustian (2015): "Inflation and Output in New Keynesian Models with a Transient Interest Rate Peg," *Journal of Monetary Economics* 76, 230-243
- Christiano, Lawrence J., Martin Eichenbaum, and Charles L. Evans (1999): "Monetary Policy Shocks: What Have We Learned and to What End?," in J.B. Taylor and M. Woodford eds., *Handbook of Macroeconomics*, volume 1A, 65-148.
- Christiano, Lawrence, Martin Eichenbaum and Sergio Rebelo (2011): "When is the Government Spending Multiplier Large?," *Journal of Political Economy* 119(1), 78-121.
- Christiano, Lawrence J., Roberto Motto and Massimo Rostagno (2014): "Risk Shocks." *American Economic Review*, 104 (1): 27-65.



- Clarida, Richard, Jordi Galí, and Mark Gertler (1999): "The Science of Monetary Policy: A New Keynesian Perspective," *Journal of Economic Literature*, vol. 37, 1661-1707.
- Clarida, Richard, Jordi Galí, and Mark Gertler (2000): "Monetary Policy Rules and Macroeconomic Stability: Evidence and Some Theory," *Quarterly Journal of Economics*, vol. 105, issue 1, 147-180.
- Clarida, Richard, Jordi Galí and Mark Gertler (2002): "A Simple Framework for International Monetary Policy Analysis," *Journal of Monetary Economics* 49(5), 879-904.
- Cochrane, John H. (2011): "Determinacy and Identification with Taylor Rules," *Journal of Political Economy* 119(3), 565-615.
- Debortoli, Davide and Aeimit Lakdawala (2016): "How Credible is the Federal Reserve? A Structural Estimation of Policy Re-Optimizations," *American Economic Journal: Macroeconomics* 8(3), 42-76.
- Debortoli, Davide and Jordi Galí (2017): "Monetary Policy with Heterogeneous Agents: Insights from Tank Models," CREi Working Paper, [http://www.crei.cat/wp-content/uploads/2018/03/dg\\_tank.pdf](http://www.crei.cat/wp-content/uploads/2018/03/dg_tank.pdf)
- Del Negro, Marco, Marc P. Giannoni, and Christina Patterson (2012) "The Forward Guidance Puzzle," *FRB of New York Staff Report* no. 574.
- Del Negro, Marco and Frank Schorfheide (2013): "DSGE Model-Based Forecasting" in G. Elliot and A. Timmerman (eds.), *Handbook of Economic Forecasting*, volume 2A, 58-137, Elsevier B.V.
- Del Negro, Marco, Gauti Eggertsson, Andrea Ferrero, and Nobuhiro Kiyotaki (2017): "The Great Escape? A Quantitative Evaluation of the Fed's Liquidity Facilities," *American Economic Review* 107(3), 824-857.
- Eggertsson, Gauti (2011): "What Fiscal Policy is Effective at Zero Interest Rates?" *NBER Macroeconomics Annual* 2010, 59-112.
- Eggertsson, Gauti, Neil Mehrotra and Jacob Robbins (2017): "A Model of Secular Stagnation: Theory and Quantitative Evaluation," NBER Working Paper no. 23093.
- Erceg, Christopher, Dale Henderson and Andrew Levin (2000): "Optimal Monetary Policy with Staggered Wage and Price Contracts," *Journal of Monetary Economics* 46(2), 281-313.
- Evans, George W. and Seppo Honkapohja (2003): "Expectations and the Stability Property for Optimal Monetary Policies," *Review of Economic Studies* 70(4), 807-824.

- Farhi, Emmanuel and Iván Werning (2017): "Monetary Policy, Bounded Rationality and Incomplete Markets," NBER Working Paper No. 2381
- Gabaix, Xavier (2017): "A Behavioral New Keynesian Model," NBER Working Paper No. 22954.
- Galí, Jordi (1999): "Technology, Employment, and the Business Cycle: Do Technology Shocks Explain Aggregate Fluctuations?," *American Economic Review*, vol. 89, no. 1, 249-271.
- Galí, Jordi, and Tommaso Monacelli (2005): "Monetary Policy and Exchange Rate Volatility in a Small Open Economy," *Review of Economic Studies*, vol. 72, issue 3, 2005, 707-734
- Galí, Jordi, J. David López-Salido and Javier Vallés), "Understanding the Effects of Government Spending on Consumption", *Journal of the European Economic Association*, vol. 5 (1), 2007, 227-270.
- Galí, Jordi (2014): "Monetary Policy and Rational Asset Price Bubbles," *American Economic Review*, vol. 104(3), 721-752.
- Galí, Jordi (2017a): "Monetary Policy and Bubbles in a New Keynesian Model with Overlapping Generations," CREI Working paper, [http://www.crei.cat/wp-content/uploads/2018/01/nk\\_bubbles\\_dec2017.pdf](http://www.crei.cat/wp-content/uploads/2018/01/nk_bubbles_dec2017.pdf)
- Galí, Jordi (2017b): "Some Scattered Thoughts on DSGE Models," in R.S. Gürkaynak and C. Tille (eds.), *DSGE Models in the Conduct of Policy; Use as Intended*," CEPR Press, 86-92.
- Gornemann, Nils, Keith Kuester, and Makoto Nakajima (2016). "Doves for the Rich, Hawks for the Poor? Distributional Consequences of Monetary Policy," International Finance Discussion Papers 1167. Washington: Board of Governors of the Federal Reserve System.
- Guerrieri, Veronica and Guido Lorenzoni (2017): "Credit Crises, Precautionary Savings, and the Liquidity Trap," *Quarterly Journal of Economics* 132(3), 1427-1467.
- Jarocinski, Marek and Bartosz Mackowiak (2017): "Monetary Fiscal Interactions and the Euro Area's Malaise," *Journal of International Economics*, forthcoming.
- Jordà, Òscar, Moritz Schularick, and Alan Taylor (2015): "Leveraged Bubbles," *Journal of Monetary Economics* 76, S1-S20.
- Jung, Taehun, Yuki Teranishi, and Tsutomu Watanabe, (2005): "Optimal Monetary Policy at the Zero Interest Rate Bound," *Journal of Money, Credit and Banking* 37 (5), 813-835.

- Kaplan, Greg, Benjamin Moll, and Giovanni L. Violante (2018): "Monetary Policy according to HANK," *American Economic Review* 108(3), 697-743.
- Kydland, Finn E., and Edward C. Prescott (1980): "Rules Rather than Discretion: The Inconsistency of Optimal Plans," *Journal of Political Economy* 85, 3, 473-492.
- Lindé, Jesper, Frank Smets and Raf Wouters (2016): "Challenges for Central Banks' Macro Models," in J. Taylor and H. Uhlig (eds.) *Handbook of Macroeconomics* volume 2B, 2186-2262, Elsevier B.V.
- McKay, Alisdair and Ricardo Reis (2016): "The Role of Automatic Stabilizers in the U.S. Business Cycle," *Econometrica* 84 (1), 141-194.
- McKay, Alisdair, Emi Nakamura and Jon Steinsson (2016): "The Power of Forward Guidance Revisited," *American Economic Review*, 106(10), 3133-3158.
- McKay, Alisdair, Emi Nakamura and Jon Steinsson (2015): "The Discounted Euler Equation: A Note," *Economica*, forthcoming.
- Mertens, Karel R.S. and Morten O. Ravn (2014) : "Fiscal Policy in an Expectations-Driven Liquidity Trap," *Review of Economic Studies* 81, 1637-1667.
- Nakata, Taisuke and Sebastian Schmidt (2016): "Gradualism and Liquidity Traps," Finance and Economics Discussion Series 2016-092. Washington: Board of Governors of the Federal Reserve System.
- Oh, Hyunseung and Ricardo Reis (2012): "Targeted Transfers and the Fiscal Response to the Great Recession," *Journal of Monetary Economics* 59, S50-S64.
- Rogoff, Ken (1985): "the Optimal Degree of Commitment to an Intermediate Monetary Target," *Quarterly Journal of Economics* 100(4), 1169-1189.
- Santos, Manuel S. and Michael Woodford (1997): "Rational Asset Pricing Bubbles," *Econometrica* 65(1), 19-57.
- Schamburg, Ernst and Andrea Tambalotti (2007): "An Investigation of the Gains from Commitment in Monetary Policy," *Journal of Monetary Economics* 54(2): 302-324.
- Smets, Frank, Kai Christoffel, Gunter Coenen, Roberto Motto, and Massimo Rostagno (2010). "DSGE models and their use at the ECB," *SERIEs*, 1(1-2), 51-65.
- Steinsson, Jon (2003): "Optimal Monetary Policy in an Economy with Inflation Persistence," *Journal of Monetary Economics* 50(7), 1425-1456.
- Taylor, John B. (1993): "Discretion versus Policy Rules in Practice," *Carnegie-Rochester Series on Public Policy* 39, 195-214.
- Trigari, Antonella (2009): "Equilibrium Unemployment, Job Flows, and Inflation Dynamics," *Journal of Money, Credit and Banking* 41(1), 1-33.

- Vestin, David (2016): "Price-level versus Inflation Targeting," *Journal of Monetary Economics* 53(7), 1361-1376.
- Werning, Iván (2015): "Incomplete Markets and Aggregate Demand," NBER Working Paper No. 21448.
- Woodford, Michael (2010): "Robustly Optimal Monetary Policy with Near-Rational Expectations," *American Economic Review* 100(1), 274-303.
- Woodford, Michael (2013): "Forward Guidance by Inflation Targeting Central Banks," downloadable at <http://www.columbia.edu/~mw2230/RiksbankIT.pdf>

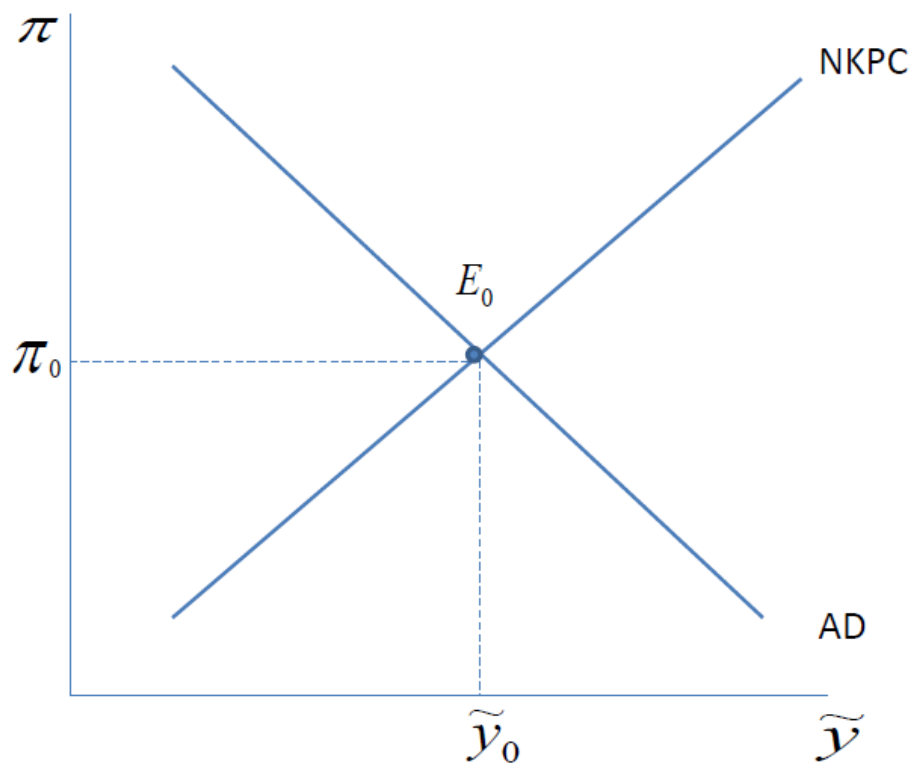


Figure 1: The Basic New Keynesian Model

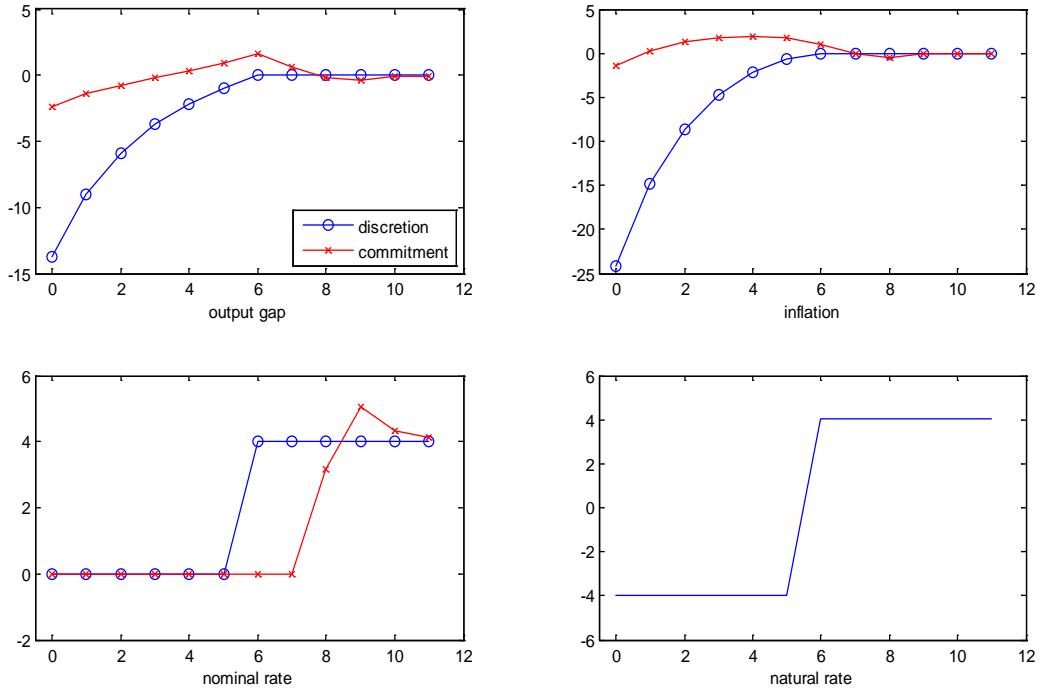


Figure 2

Discretion vs Commitment in the Presence of the Zero Lower Bound

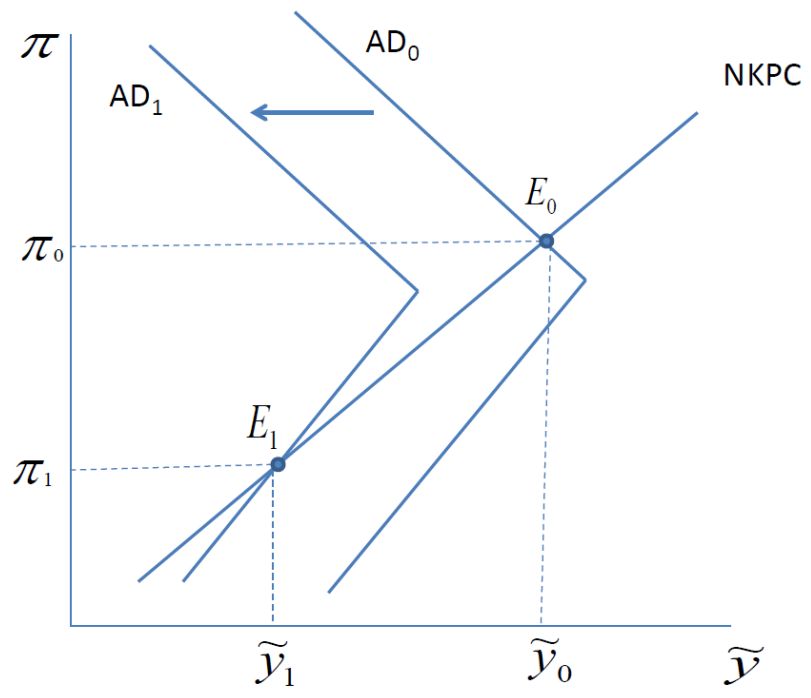


Figure 3

The Basic New Keynesian Model with the Zero Lower Bound Constraint