

**NANO EXPRESS**

**Open Access**

# Thermal conductivity and viscosity of self-assembled alcohol/polyalphaolefin nanoemulsion fluids

Jiajun Xu<sup>1</sup>, Bao Yang<sup>1\*</sup> and Boualem Hammouda<sup>2</sup>

## Abstract

Very large thermal conductivity enhancement had been reported earlier in colloidal suspensions of solid nanoparticles (i.e., nanofluids) and more recently also in oil-in-water emulsions. In this study, nanoemulsions of alcohol and polyalphaolefin (PAO) are spontaneously generated by self-assembly, and their thermal conductivity and viscosity are investigated experimentally. Alcohol and PAO have similar thermal conductivity values, so that the abnormal effects, such as particle Brownian motion, on thermal transport could be deduced in these alcohol/PAO nanoemulsion fluids. Small angle neutron-scattering measurement shows that the alcohol droplets are spheres of 0.8-nm radius in these nanoemulsion fluids. Both thermal conductivity and dynamic viscosity of the fluids are found to increase with alcohol droplet loading, as expected from classical theories. However, the measured conductivity increase is very moderate, e.g., a 2.3% increase for 9 vol%, in these fluids. This suggests that no anomalous enhancement of thermal conductivity is observed in the alcohol/PAO nanoemulsion fluids tested in this study.

## Introduction

Nanofluids, i.e., colloidal suspensions of solid nanoparticles, and more recently, nanoemulsion fluids have attracted much attention because of their potential to surpass the performance of conventional heat transfer fluids [1-22]. The coolants, lubricants, oils, and other heat transfer fluids used in today's thermal systems typically have inherently poor heat transfer properties which have come to be reckoned as the most limiting technical challenges faced by a multitude of diverse industry and military groups. A number of studies have been conducted to investigate thermal properties of nanofluids with various nanoparticles and base fluids. However, the scientific community has not yet come to an agreement on the fundamental effects of nanoparticles on thermal conductivity of the base fluids. For example, many groups have reported strong thermal conductivity enhancement beyond that predicted by Maxwell's model in nanofluids [1,2,23,24]. Consequently, several hypotheses were proposed to explain those unexpected experimental results, including particle Brownian motion, particle clustering, ordered

liquid layer, and dual-phase lagging [18,21,25-28]. Recently, however, an International Nanofluid Property Benchmark Exercise reported that no such anomalous enhancement was observed in nanofluids [22].

In this study, nanoemulsion fluids of alcohol in polyalphaolefin (PAO) are employed to investigate the effects of nanodroplets on the fluid thermal conductivity and viscosity. These fluids are spontaneously generated by self-assembly. The dependence of thermal conductivity and viscosity on droplet concentration has been obtained experimentally in these nanoemulsion fluids. The droplet size is determined by the small angle neutron-scattering (SANS) technique.

## Nanoemulsion heat transfer fluids

Nanoemulsion fluids are suspensions of liquid nanodroplets in fluids, which are part of a broad class of multiphase colloidal dispersions [17,29,30]. The droplets typically have length scale <100 nm. The nanoemulsion fluid can be formed spontaneously by self-assembly without need of external shear-induced rupturing. These nanodroplets are in fact swollen micelles in which the outer layer is composed of surfactant molecules having hydrophilic heads and hydrophobic tails. It should be

\* Correspondence: baoyang@umd.edu

<sup>1</sup>Department of Mechanical Engineering, University of Maryland, College Park, MD 20742, USA

Full list of author information is available at the end of the article

stressed that the nanoemulsion fluids are thermodynamically stable, unlike conventional (macro) emulsions.

Nanoemulsion fluids could serve as a model system to investigate the effects of particles on thermophysical properties in nanofluids because of their inherent features: (1) their superior stability, (2) their adjustable droplet size, (3) thermal conductivity and volume concentration of droplets can be accurately determined, etc.

In this study, nanoemulsions of alcohol in PAO are formed, in which the alcohol droplets (Sigma-Aldrich Co., MO, USA) are stabilized by the surfactant molecules sodium *bis*(2-ethylhexyl) sulfosuccinate (Sigma Aldrich) that have hydrophilic heads facing inward and hydrophobic tails facing outward into the base fluid PAO (Chevron Phillips Chemical Company LP, TX, USA). Figure 1 shows the picture of the prepared alcohol/PAO nanoemulsion fluids and the pure PAO. The alcohol/PAO nanoemulsion fluid is optically transparent, but scatters light due to the Tyndall effect. PAO is widely used as heat transfer fluid and lubricant, and is able to remain oily in a wide temperature range due to the flexible alkyl-branching groups on the C-C backbone chain. Alcohol is chosen as the dispersed phase because it has a thermal conductivity close to that of PAO,  $k_{\text{PAO}} = 0.143 \text{ W/mK}$  and  $k_{\text{alcohol}} = 0.171 \text{ W/mK}$ , at room temperature [31,32], so that the conductivity increase predicted from the effective medium theory would be minimized in such nanoemulsion fluids, and the contribution from other sources such as particle Brownian motion and dual-phase lagging could be deduced.

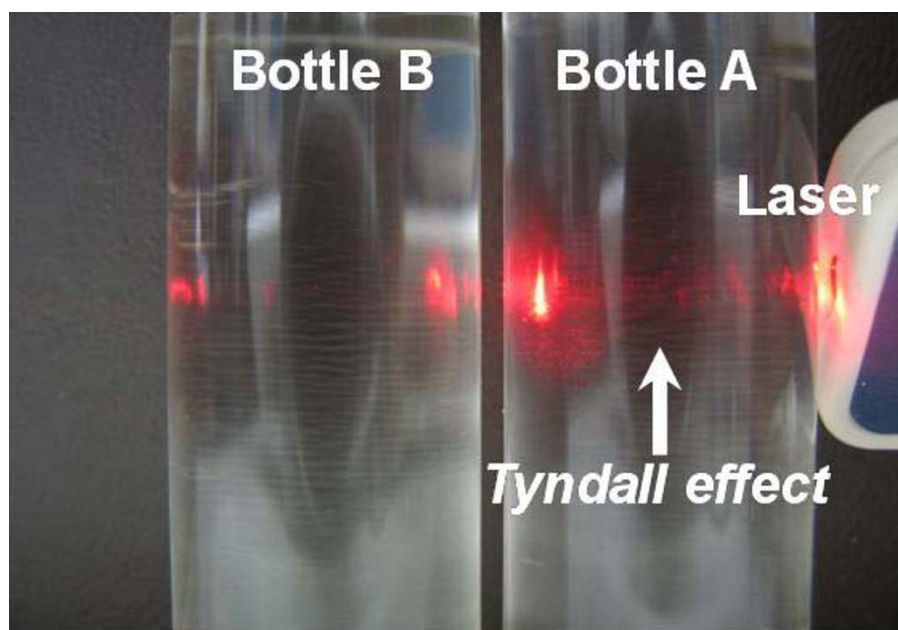
## Results and discussion

### SANS measurement

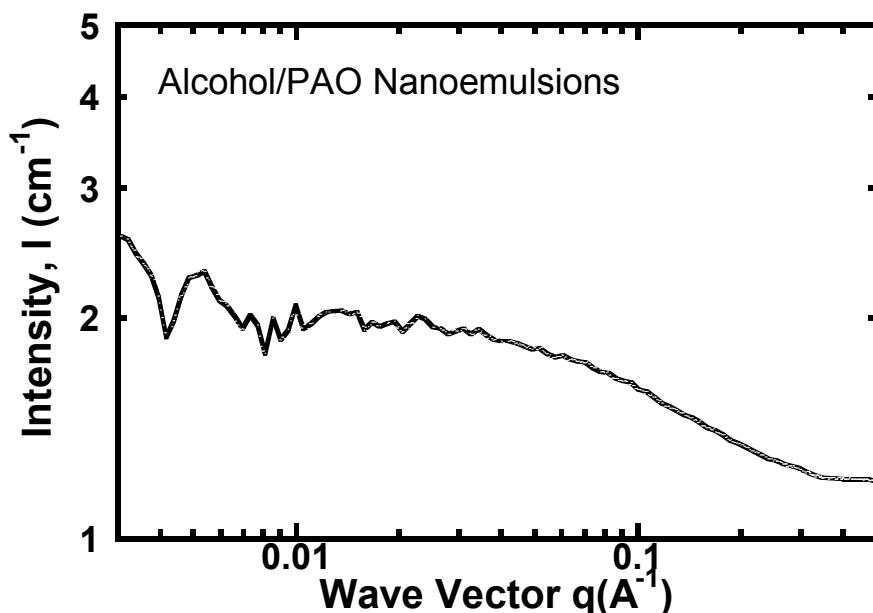
SANS measurements are carried out for the *in situ* determination of the size of droplets in the nanoemulsion fluids. Unlike the conventional dynamic light scattering, the SANS can be applied to the “concentrated” colloidal suspensions (e.g., >1 vol%) [33,34]. In our SANS experiment, samples are prepared using deuterated alcohol to achieve the needed contrast between the droplets and the solvent. SANS measurements are conducted on the NG-3 (30 m) beamline at the NIST Center for Neutron Research (NCNR) in Gaithersburg, MD. Samples are loaded into 2-mm quartz cells. Figure 2 shows the SANS data, the scattering intensity  $I$  versus the scattering vector  $q = 4\pi \sin(\theta/2)/\lambda$ , where  $\lambda$  is the wavelength of the incident neutrons, and  $\theta$  is the scattering angle. The approximation  $q = 2\pi\theta/\lambda$  is used for SANS (due to the small angle  $\theta$ ). The analysis of the SANS data suggests that the inner cores of the swollen micelles, i.e., the alcohol droplets, are spherical and have a radius of about 0.8 nm for 9 vol%. The error in droplet size is about 10%. The SANS data were processed using the IGOR software under the protocol from NCNR NIST.

### Thermal conductivity characterization

A technique, named the  $3\omega$ -wire method, has been developed to measure the thermal conductivity of liquids [12,35]. Most of published thermal conductivity data on the nanofluids were obtained using the hot-wire



**Figure 1** Alcohol/PAO nanoemulsion fluids (Bottle A) and pure PAO (Bottle B). Liquids in both bottles are transparent. The Tyndall effect (i.e., a light beam can be seen when viewed from the side) can be observed only in Bottle A when a laser beam is passed through Bottles A and B. Pictures taken using a Canon PowerShot digital camera.



**Figure 2** SANS curve (scattering intensity  $I$  versus scattering vector  $q$ ) for the alcohol/PAO nanoemulsion fluids with 9 vol%. SANS measurement was made on the NG-3 beamline at NIST.

method, which measures the temperature response of the metal wire in the time domain [36]. Our  $3\omega$ -wire method is actually a combination of the  $3\omega$ -wire and the hot-wire methods. Similar to the hot-wire method, a metal wire suspended in a liquid acts both as a heater and a thermometer. However, the  $3\omega$ -wire method determines the fluid conductivity by detecting the dependence of temperature oscillation on frequency, instead of time. In the measurement, a sinusoidal current at frequency  $\omega$  is passed through the metal wire and then a heat wave at frequency  $2\omega$  is generated in the liquid. The  $2\omega$  temperature rise of the wire can be deduced by the voltage component at frequency  $3\omega$ . The thermal conductivity of the liquid,  $k$ , is determined by the slope of the  $2\omega$  temperature rise of the metal wire [12,37]:

$$k = \frac{p}{4\pi l} \left( \frac{\partial T_{2\omega}}{\partial \ln \omega} \right)^{-1} \quad (1)$$

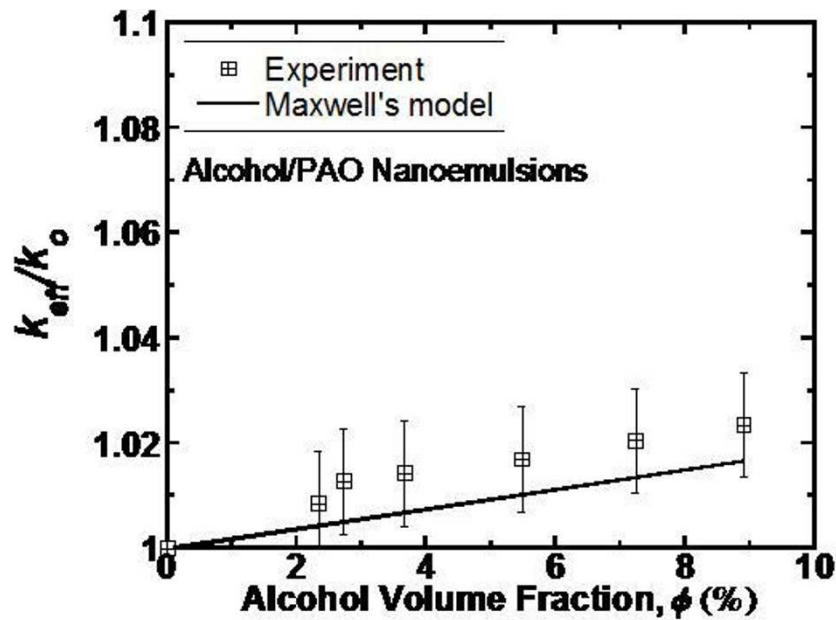
where  $p$  is the applied electric power,  $\omega$  is the frequency of the applied electric current,  $l$  is the length of the metal wire, and  $T_{2\omega}$  is the amplitude of temperature oscillation at frequency  $2\omega$  in the metal wire. One advantage of this  $3\omega$ -wire method is that the temperature oscillation can be kept small enough (below 1 K, compared to about 5 K for the hot-wire method) within the test liquid to retain constant liquid properties. Calibration experiments were performed for hydrocarbon (oil), fluorocarbon, and water at atmospheric pressure. The literature values were reproduced with an error of <1%.

Figure 3 shows the relative thermal conductivity as a function of the loading of alcohol nanodroplets in alcohol/PAO nanoemulsion fluids at room temperature. The prediction by the Maxwell model is also plotted in Figure 3 for comparison. The relative thermal conductivity is defined as  $k_{\text{eff}}/k_o$ , where  $k_o$  and  $k_{\text{eff}}$  are the thermal conductivities of the base and nanoemulsion fluids, respectively. The PAO thermal conductivity is experimentally found to be 0.143 W/m K at room temperature, which compares well with the literature value [32]. It can be seen in this figure that the relative thermal conductivity of the alcohol/PAO nanoemulsion fluids appears to be linear with the loading of alcohol nanodroplets over the range from 0 to 9 vol%. However, the magnitude of the conductivity increase is rather moderate in the fluids, e.g., a 2.3% increase for 9 vol% loading.

The effective medium theory reduces to Maxwell's equation for suspensions of well-dispersed, non-interacting spherical particles [22,38]:

$$\frac{k_{\text{eff}}}{k_o} = \frac{k_p + 2k_o + 2\phi(k_p - k_o)}{k_p + 2k_o - \phi(k_p - k_o)} \quad (2)$$

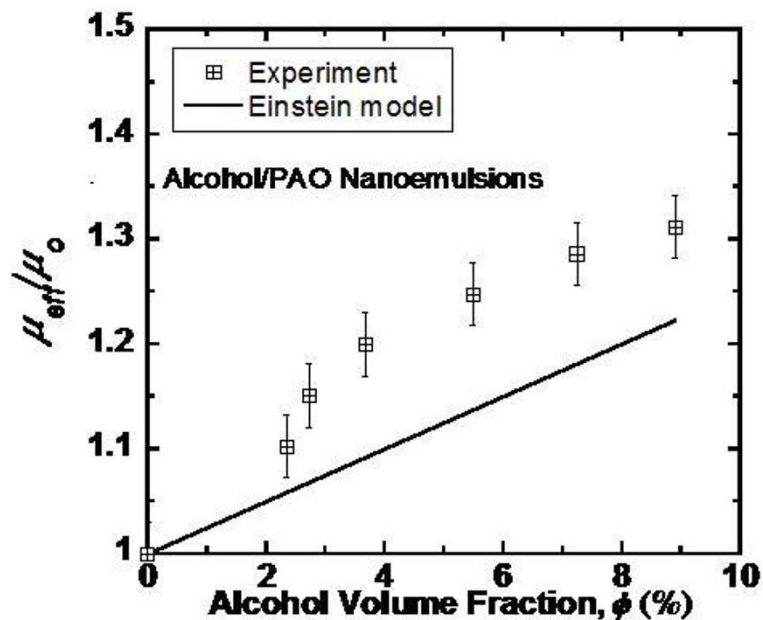
where  $k_o$  is the thermal conductivity of the base fluid,  $k_p$  is the thermal conductivity of the particles, and  $\phi$  is the particle volumetric fraction. Equation (2) predicts that the thermal conductivity enhancement increases approximately linearly with the particle volumetric fraction for dilute nanofluids or nanoemulsion fluids (e.g.,  $\phi < 10\%$ ), if  $k_p > k_o$  and the particle shape remains unchanged. The solid line in Figure 3 represents the



**Figure 3** Relative thermal conductivity of the alcohol/PAO nanoemulsion fluids versus alcohol volumetric fraction. The prediction by the Maxwell equation is shown for comparison.

relative thermal conductivity evaluated from Equation (2). It can be seen that the measured thermal conductivity is in good agreement with the prediction of Maxwell's equation in the alcohol/PAO nanoemulsion fluids. The very small increase in thermal conductivity (<2.3%) is due to the fact that the thermal conductivity of

alcohol is very slightly larger than that of PAO,  $k_{PAO} = 0.143$  W/mK, and  $k_{alcohol} = 0.171$  W/mK at room temperature. No strong effects of Brownian motion on thermal transport are found experimentally in those fluids although the nanodroplets are extremely small, around 0.8 nm.



**Figure 4** Relative dynamic viscosity of the alcohol/PAO nanoemulsion fluids versus alcohol volumetric fraction. The prediction by the Einstein equation is shown for comparison.

### Viscosity characterization

Unlike the thermal conductivity, the viscosity of the alcohol/PAO nanoemulsion fluids is found to be altered significantly because of the dispersed alcohol droplets. A commercial viscometer (Brookfield DV-I Prime) is used for the viscosity measurement. The dynamic viscosity is found to be 7.3 cP in the pure PAO, which compares well with the literature value [32].

Figure 4 shows the relative dynamic viscosity,  $\mu_{\text{eff}}/\mu_0$ , for the alcohol/PAO nanoemulsion fluids with varying alcohol loading. An approximately linear relationship is observed between the viscosity increase and the loading of alcohol nanodroplets in the range of 0-9 vol%, a trend similar to thermal conductivity plotted in Figure 3. However, the relative viscosity is found to be much larger than the relative conductivity if compared at the same alcohol loading. For example, the measured viscosity increase is 31% for 9 vol% alcohol loading, compared to a 2.3% increase in thermal conductivity. It is worth noting that the viscosities of the pure PAO and the alcohol/PAO nanoemulsion fluids have been measured at spindle rotational speed ranging from 6 to 30 rpm and exhibits a shear-independent characteristic of Newtonian fluids.

The viscosity increase of dilute colloids can be predicted using the Einstein equation,  $\mu_{\text{eff}}/\mu_0 = 1 + 2.5\phi$  [39]. This equation, however, underpredicts slightly the viscosity increase in the alcohol/PAO nanoemulsion fluids, as can be seen in Figure 4. This discrepancy is probably because the droplet volume fraction,  $\phi$ , used in the viscosity calculation does not take into account the surfactant layer outside the alcohol core. That is, the actual volume fraction of droplets should be larger than the fraction of alcohol in the alcohol/PAO nanoemulsion fluids.

### Conclusion

The nanoemulsion fluids of alcohol in PAO are employed to investigate the effects of the dispersed droplets on thermal conductivity and viscosity. Alcohol and PAO have similar thermal conductivity values at room temperature and are physically immiscible. SANS measurements are conducted for the *in situ* determination of the droplet size in the nanoemulsion fluids. The fluid thermal conductivity is measured using the  $3\omega$ -wire method. As predicted by the classical Maxwell model, the increase in thermal conductivity is found to be very moderate, about 2.3% for 9 vol% loading, in the alcohol/PAO nanoemulsion fluids. This suggests that the thermal conductivity enhancement due to particle Brownian motion is not observed experimentally in these nanoemulsion fluids although the nanodroplets are extremely small, around 0.8 nm in radius. Unlike thermal conductivity, the viscosities of the alcohol/PAO nanoemulsion fluids are found to increase significantly due to the dispersed alcohol droplets.

### Abbreviations

NCNR: NIST Center for Neutron Research; PAO: polyalphaolefin; SANS: small angle neutron scattering.

### Acknowledgements

This study is financially supported by the Department of Energy (grant no. ER46441). The SANS measurements performed at the NIST-CNR are supported in part by the National Science Foundation under Agreement No. DMR-0454672.

The identification of commercial products does not imply endorsement by the National Institute of Standards and Technology nor does it imply that these are the best for the purpose.

### Author details

<sup>1</sup>Department of Mechanical Engineering, University of Maryland, College Park, MD 20742, USA <sup>2</sup>National Institute of Standards and Technology, Center for Neutron Research, Gaithersburg, MD 20899, USA

### Authors' contributions

JX did the synthetic and characteristic job, and participated in drafting the manuscript. BY conceived of the study, provided instruction on the experiment, and drafted the manuscript. BH performed the SANS measurement and assisted in data processing and analysis. All authors read and approved the final manuscript.

### Competing interests

The authors declare that they have no competing interests.

Received: 4 November 2010 Accepted: 31 March 2011

Published: 31 March 2011

### References

1. Eastman JA, Choi SUS, Li S, Thompson LJ, Lee S: **Enhanced thermal conductivity through development of nanofluids.** In *Nanocrystalline and Nanocomposite Materials II*. Edited by: Komarneni S, Parker JC. Wollenberger HJ: Pittsburgh: Materials Research Society; 1997:3.
2. Choi SUS, Zhang ZG, Yu W, Lockwood FE, Grulke EA: **Anomalous thermal conductivity enhancement in nanotube suspensions.** *Appl Phys Lett* 2001, **79**:2252-2254.
3. Das SK, Putra N, Thiesen P, Roetzel W: **Temperature dependence of thermal conductivity enhancement for nanofluids.** *Trans ASME J Heat Transfer* 2003, **125**:567-574.
4. Xue L, Keblinski P, Phillpot SR, Choi SU-S, Eastman JA: **Effect of liquid layering at the liquid-solid interface on thermal transport.** *Int J Heat Mass Transfer* 2004, **47**:4277-4284.
5. Wen DS, Ding YL: **Effective thermal conductivity of aqueous suspensions of carbon nanotubes (carbon nanotubes nanofluids).** *J Thermophys Heat Transfer* 2004, **18**:481-485.
6. Hong T, Yang H, Choi CJ: **Study of the enhanced thermal conductivity of Fe nanofluids.** *J Appl Phys* 2005, **97**:064311/1-4.
7. Prasher R, Bhattacharya P, Phelan PE: **Thermal conductivity of nanoscale colloidal solutions (nanofluids).** *Phys Rev Lett* 2005, **94**:025901/1-4.
8. Yang Y, Grulke EA, Zhang ZG, Wu GF: **Rheological behavior of carbon nanotube and graphite nanoparticle dispersions.** *J Nanosci Nanotechnol* 2005, **5**:571-579.
9. Dong ZY, Huai XL, Liu DY: **Experimental study on the explosive boiling in saturated liquid nitrogen.** *Prog Nat Sci* 2005, **15**:61-65.
10. Ren Y, Xie H, Cai A: **Effective thermal conductivity of nanofluids containing spherical nanoparticles.** *J Phys D Appl Phys* 2005, **38**:3958-3961.
11. Putnam SA, Cahill DG, Braun PV, Ge ZB, Shimmin RG: **Thermal conductivity of nanoparticle suspensions.** *J Appl Phys* 2006, **99**:084308.
12. Yang B, Han ZH: **Temperature-dependent thermal conductivity of nanorods-based nanofluids.** *Appl Phys Lett* 2006, **89**:083111[http://www.vjnano.org]. Also selected for the September 4, 2006 issue of the Virtual Journal of Nanoscale Science & Technology.
13. Yang B, Han ZH: **Thermal conductivity enhancement in water-in-FC72 nanoemulsion fluids.** *Appl Phys Lett* 2006, **88**:261914[http://www.vjnano.org]. Also selected for the July 11, 2006 issue of the Virtual Journal of Nanoscale Science & Technology.

14. Ma HB, Wilson C, Yu Q, Park K, Choi US: **An experimental investigation of heat transport capability in a nanofluid oscillating heat pipe.** *J Heat Transfer Trans ASME* 2006, **128**:1213-1216.
15. Eapen J, Li J, Yip S: **Mechanism of thermal transport in dilute nanocolloids.** *Phys Rev Lett* 2007, **98**:028302.
16. Hong HP, Wensel J, Peterson S, Roy W: **Efficiently lowering the freezing point in heat transfer coolants using carbon nanotubes.** *J Thermophys Heat Transfer* 2007, **21**:446-448.
17. Chiesa M, Garg J, Kang YT, Chen G: **Thermal conductivity and viscosity of water-in-oil nanoemulsions.** *Colloids Surf A Physicochem Eng Aspects* 2008, **326**:67-72.
18. Tzou DY: **Thermal instability of nanofluids in natural convection.** *Int J Heat Mass Transfer* 2008, **51**:2967-2979.
19. Wen DS: **Mechanisms of thermal nanofluids on enhanced critical heat flux (CHF).** *Int J Heat Mass Transfer* 2008, **51**:4958-4965.
20. Zhou SQ, Ni R: **Measurement of the specific heat capacity of water-based Al<sub>2</sub>O<sub>3</sub> nanofluid.** *Appl Phys Lett* 2008, **92**:093123.
21. Wang LQ, Wei XH: **Nanofluids: synthesis, heat conduction, and extension.** *J Heat Transfer Trans ASME* 2009, **131**:033102.
22. Buongiorno J, et al: **A benchmark study on the thermal conductivity of nanofluids.** *J Appl Phys* 2009, **106**:094312.
23. Maxwell JC: *A Treatise on Electricity and Magnetism*. 2 edition. Cambridge, UK: Oxford University Press; 1904.
24. He P, Qiao R: **Self-consistent fluctuating hydrodynamics simulations of thermal transport in nanoparticle suspensions.** *J Appl Phys* 2008, **103**:094305.
25. Keblinski P, Phillpot SR, Choi SUS, Eastman JA: **Mechanisms of heat flow in suspensions of nano-sized particles (nanofluids).** *Int J Heat Mass Transfer* 2002, **45**:855-863.
26. Bhattacharya P, Saha SK, Yadav A, Phelan PE, Prasher RS: **Brownian dynamics simulation to determine the effective thermal conductivity of nanofluids.** *J Appl Phys* 2004, **95**:6492-6494.
27. Prasher R, Phelan PE, Bhattacharya P: **Effect of aggregation kinetics on the thermal conductivity of nanoscale colloidal solutions (nanofluid).** *Nano Lett* 2006, **6**:1529-1534.
28. Krishnamurthy S, Lhattacharya P, Phelan PE, Prasher RS: **Enhanced mass transport in nanofluids.** *Nano Lett* 2006, **6**:419-423.
29. Yang B, Han ZH: **Thermal conductivity enhancement in water-in-FC72 nanoemulsion fluids.** *Appl Phys Lett* 2006, **88**:261914.
30. Han ZH, Yang B: **Thermophysical characteristics of water-in-FC72 nanoemulsion fluids.** *Appl Phys Lett* 2008, **92**:013118.
31. Touloukian YS, Liley PE, Saxena SC: In *Thermal Conductivity for Nonmetallic Liquids & Gases. Thermalphysical Properties of Matters. Volume 3*. Washington: IFI/Plenum; 1970.
32. *Synfluid PAO Databook* Chevron Phillips Chemical Company LP; 2002.
33. Gradzielski M, Langevin D: **Small-angle neutron scattering experiments on microemulsion droplets: relation to the bending elasticity of the amphiphilic film.** *J Mol Struct* 1996, **383**:145.
34. Marszalek J, Pojman JA, Page KA: **Neutron scattering study of the structural change induced by photopolymerization of AOT/D2O/dodecyl acrylate inverse microemulsions.** *Langmuir* 2008, **24**:41369.
35. Han ZH, Yang B, Kim SH, Zachariah MR: **Application of hybrid sphere/carbon nanotube particles in nanofluids.** *Nanotechnology* 2007, **18**:01/1-41057.
36. Dames C, Chen S, Harris CT, Huang JY, Ren ZF, Dresselhaus MS, Chen G: **A hot-wire probe for thermal measurements of nanowires and nanotubes inside a transmission electron microscope.** *Rev Sci Instrum* 2007, **78**:104903.
37. Yang B, Liu JL, Wang KL, Chen G: **Simultaneous measurements of Seebeck coefficient and thermal conductivity across superlattice.** *Appl Phys Lett* 2002, **80**:1758-1760.
38. Nan CW, Birringer R, Clarke DR, Gleiter H: **Effective thermal conductivity of particulate composites with interfacial thermal resistance.** *J Appl Phys* 1997, **81**:6692-6699.
39. Kumar P, Mittal KL, (Eds): *Handbook of Microemulsion Science and Technology* New York: Marcel Dekker; 1999.

doi:10.1186/1556-276X-6-274

**Cite this article as:** Xu et al.: Thermal conductivity and viscosity of self-assembled alcohol/polyalpaolefin nanoemulsion fluids. *Nanoscale Research Letters* 2011 **6**:274.

**Submit your manuscript to a SpringerOpen® journal and benefit from:**

- Convenient online submission
- Rigorous peer review
- Immediate publication on acceptance
- Open access: articles freely available online
- High visibility within the field
- Retaining the copyright to your article

---

Submit your next manuscript at ► [springeropen.com](http://springeropen.com)

---