

Research Article

Third-Body Perturbation Using a Single Averaged Model: Application in Nonsingular Variables

Carlos Renato Huaura Solórzano and Antonio Fernando Bertachini de Almeida Prado

Received 22 October 2005; Revised 13 December 2006; Accepted 13 May 2007

Recommended by José Manoel Balthazar

The Lagrange's planetary equations written in terms of the classical orbital elements have the disadvantage of singularities in eccentricity and inclination. These singularities are due to the mathematical model used and do not have physical reasons. In this paper, we studied the third-body perturbation using a single averaged model in nonsingular variables. The goal is to develop a semianalytical study of the perturbation caused in a spacecraft by a third body using a single averaged model to eliminate short-period terms caused by the motion of the spacecraft. This is valid if no resonance occurs with the moon or the sun. Several plots show the time histories of the Keplerian elements of equatorial and circular orbits, which are the situations with singularities. In this paper, the expansions are limited only to second order in eccentricity and for the ratio of the semimajor axis of the perturbing and perturbed bodies and to the fourth order for the inclination.

Copyright © 2007 C. R. H. Solórzano and A. F. B. A. Prado. This is an open access article distributed under the Creative Commons Attribution License, which permits unrestricted use, distribution, and reproduction in any medium, provided the original work is properly cited.

1. Introduction

Garofalo [1] and Pines [2] used several methods for removing the singularities caused by the use of the classical orbital elements. Cohen and Hubbard [3] described a new set of nonsingular elements, which are relatively simple functions of the classical elliptic orbital elements. They also give the differentials of the coordinates and velocity components in terms of the differentials of the nonsingular elements. Broucke and Cefola [4] studied the equinoctial orbit for the two-body problem, showing that the associated matrices are free from singularities for zero eccentricities and 0° and 90° inclinations. Giacaglia [5] removed the singularities from the geopotential expansion and its derivatives, but allowed

a mixed set of orbital elements to remain in the expansions. However, its development retains much of the original inclination and eccentricity functions, allowing their calculation by existing recursive relations. Nacozy and Dallas [6] removed singularities from the geopotential and its derivatives for zero eccentricity and inclination and formulated the geopotential expansion entirely in terms of nonsingular orbital elements. Walker et al. [7] introduced a set of modified equinoctial orbit elements for perturbation analysis of all types of orbits. Wytrzyaszczak [8] used nonsingular elements for the description of the motion of satellites with small eccentricity and inclination.

This work (Wytrzyaszczak [8]) is an extension of the research performed by Nacozy and Dallas. Those researches present rich contributions and have a strong analytical approach, containing several derivations of equations. In the present paper, we developed the equations made by Giacaglia [5] and applied an averaged technique to obtain new equations for the evolution of the orbital elements in nonsingular variables. Using those equations, we made numerical simulations to understand the evolution of circular and equatorial orbits, plotting the results in terms of the standard orbital elements, in order to complement previous studies of this problem that used singular variables. It is aligned with papers that have emphasis in numerical results, like the ones by Broucke [9] that developed a semianalytical study up to the second-order theory, Prado [10] that extended this theory to the fourth order, and Solórzano and Prado [11] that considered a single averaged model for the third-body perturbation.

2. Mathematical models

The model used in the present paper can be formulated in a very similar way to the planar restricted three-body problem.

There are three bodies involved in the dynamics: one body with mass m_0 fixed in the origin of the reference system, a second massless body m in a three-dimensional orbit around m_0 , and a third body (m') in a circular orbit around m_0 (see Figure 2.1).

The motion of the spacecraft (the second massless body) is Keplerian and three-dimensional, with its orbital elements perturbed by the third body. The main body m_0 is fixed in the center of the reference system X - Y - Z . The perturbing body m' is in a circular orbit that stays in the referential plane (equatorial plane). The canonical system of units is used here, which means that the period of the disturbing body (moon) is 2π , which is equivalent to 27.322 days, and the semimajor axis of the moon is normalized to 1 (see Table 2.1).

The Lagrange planetary equations have the disadvantage of singularities in the eccentricity and inclination due to the presence of those quantities in the denominators of the equations. These singularities are mathematical and not physical. The presence of the eccentricity in the denominator causes problem in the evaluation of the variations of the argument of periapsis. The equations that depend on the inclination have a special behavior for small inclinations. Also, the longitude of the ascending node is not defined for inclination equal to zero. The circular orbits do not have argument of periapsis. It is possible to express these equations in terms of nonsingular elements, with the goal of eliminating the singularities.

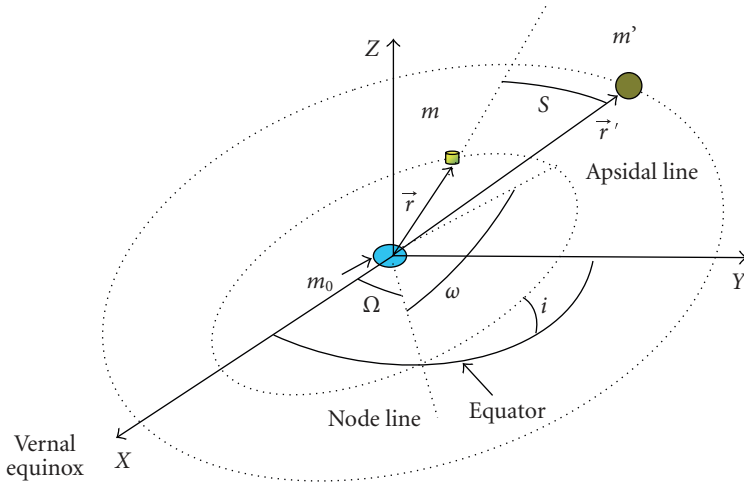


FIGURE 2.1. Illustration of the third body perturbation.

TABLE 2.1. Semimajor axis and orbital period.

Semimajor axis (km)	Semimajor axis (canonical system of units)	Orbital period (days)	Orbital period (canonical system of units)
384,400	1	27.322	2π
131,080	0.341	5.435	1.25
42,284	0.110	1.087	0.25
26,908	0.07	0.478	0.11

However, the set of nonsingular elements is not unique. In this paper, the equations used for the motion of the spacecraft are the ones determined by Giacaglia [5] using nonsingular elements and considering that $i \neq \pi$ and $e < 1$. The following set of nonsingular elements are used:

$$\begin{aligned}
 \lambda &= M + \omega + \Omega, \\
 \xi &= e \cos[\varpi], \\
 \eta &= e \sin[\varpi], \\
 P &= \sin\left[\frac{i}{2}\right] \cos[\Omega], \\
 Q &= \sin\left[\frac{i}{2}\right] \sin[\Omega], \\
 \bar{\omega} &= \Omega + \omega.
 \end{aligned} \tag{2.1}$$

4 Mathematical Problems in Engineering

The meaning of the symbols are as follows:

- (i) λ : mean longitude,
- (ii) M : mean anomaly,
- (iii) ω : argument of periapsis,
- (iv) Ω : longitude of the ascending node,
- (v) e : eccentricity,
- (vi) i : inclination,
- (vii) ϖ : longitude of pericentre,
- (viii) M_0 : initial mean anomaly,
- (ix) n : mean motion,
- (x) t : time,
- (xi) f : true anomaly.

As a convention, primed variables are used for the perturbing body.

The Lagrange planetary equations in terms of the nonsingular elements are as follows (Giacaglia [5]):

$$\begin{aligned}
 \frac{da}{dt} &= \frac{2}{na} \frac{\partial R}{\partial \lambda}, \\
 \frac{d\lambda}{dt} &= n - \frac{2}{na} \frac{\partial R}{\partial a} + \frac{\gamma}{2na^2} \left(\xi \frac{\partial R}{\partial \xi} + \eta \frac{\partial R}{\partial \eta} \right) + \frac{1}{2na^2\gamma} \left(P \frac{\partial R}{\partial P} + Q \frac{\partial R}{\partial Q} \right), \\
 \frac{d\xi}{dt} &= -\frac{\gamma}{na^2(1+\gamma)} \left(\xi \frac{\partial R}{\partial \lambda} \right) - \frac{\gamma}{na^2} \frac{\partial R}{\partial \eta} - \frac{1}{2na^2\gamma} \eta \left(P \frac{\partial R}{\partial P} + Q \frac{\partial R}{\partial Q} \right), \\
 \frac{d\eta}{dt} &= -\frac{\gamma}{na^2(1+\gamma)} \left(\eta \frac{\partial R}{\partial \lambda} \right) + \frac{\gamma}{na^2} \frac{\partial R}{\partial \xi} + \frac{1}{2na^2\gamma} \xi \left(P \frac{\partial R}{\partial P} + Q \frac{\partial R}{\partial Q} \right), \\
 \frac{dP}{dt} &= -\frac{1}{2na^2\gamma} P \frac{\partial R}{\partial \lambda} - \frac{1}{4na^2\gamma} \frac{\partial R}{\partial Q} + \frac{1}{2na^2\gamma} P \left(\eta \frac{\partial R}{\partial \xi} - \xi \frac{\partial R}{\partial \eta} \right), \\
 \frac{dQ}{dt} &= -\frac{1}{2na^2\gamma} Q \frac{\partial R}{\partial \lambda} + \frac{1}{4na^2\gamma} \frac{\partial R}{\partial P} + \frac{1}{2na^2\gamma} Q \left(\eta \frac{\partial R}{\partial \xi} - \xi \frac{\partial R}{\partial \eta} \right).
 \end{aligned} \tag{2.2}$$

The disturbing function due to the third body is (Giacaglia [5])

$$R = \mu' n'^2 r'^2 \left(\frac{a'}{r'} \right)^3 \sum_{\ell \geq 2}^{\infty} \left(\frac{r}{r'} \right)^{\ell-2} P_{\ell}(\cos(S)), \tag{2.3}$$

where

- (i) $\mu = m'/(m_0 + m)$, m' : mass of disturbing body; m_0 mass of the main body,
- (ii) a' : semimajor axis of the disturbing body,
- (iii) S : angle between the position vectors of the perturbing and the perturbed body,
- (iv) r' : geocentric distance of the perturbing body,
- (v) r : geocentric distance of the perturbed body,
- (vi) δ : declination,
- (vii) α : right ascension.

Using equatorial coordinates for the satellite (α, δ) and the perturbing body (α', δ') , we have (Giacaglia [5])

$$\begin{aligned} \cos(S) &= \sin(\delta) \sin(\delta') + \cos(\delta) \cos(\delta') \cos(\alpha - \alpha'), \\ P_\ell(\cos(S)) &= \sum_{z=0}^{\ell} \zeta_z \frac{(\ell - z)!}{(\ell + z)!} P_{\ell z}(\sin \delta) P_{\ell z}(\sin \delta') \cos z(\alpha - \alpha'). \end{aligned} \quad (2.4)$$

It is known that $\zeta_0 = 1$ and $\zeta_z = 2$ for $z \neq 0$. From the Rodrigue formula, it is possible to obtain the associated Legendre function $P_{\ell z}$ by

$$P_{\ell z}(x) = \frac{(-1)^z (1 - x^2)^{z/2}}{2^\ell \ell!} \frac{d^{\ell+z}}{dx^{\ell+z}} (x^2 - 1)^\ell. \quad (2.5)$$

Then, the harmonic coefficients are defined as

$$\begin{aligned} C'_{\ell z} &= \left\{ \frac{\mu' n'^2}{a'^{\ell-2}} \left(\frac{a'}{r'} \right)^{\ell+1} \zeta_z \frac{(\ell - z)!}{(\ell + z)!} P_{\ell z}(\sin \delta') \right\} \cos z\alpha', \\ S'_{\ell z} &= \left\{ \frac{\mu' n'^2}{a'^{\ell-2}} \left(\frac{a'}{r'} \right) \zeta_z \frac{(\ell - z)!}{(\ell + z)!} P_{\ell z}(\sin \delta') \right\} \sin(z\alpha') \end{aligned} \quad (2.6)$$

so that

$$R = \sum_{\ell \geq 2} \sum_{z=0}^{\ell} R_{\ell z}, \quad (2.7)$$

where (Giacaglia [5])

$$R_{\ell z} = a^\ell \left(\frac{r}{a} \right) P_{\ell z}(\sin \delta) [C'_{\ell z} \cos(z\alpha) + S'_{\ell z} \sin(z\alpha)]. \quad (2.8)$$

In the disturbing function, $F_{\ell zp}(i)$ and $J(c)_{\ell zp}$ are the inclination functions. Those equations are in polynomial form, so its accuracy depends on the degree considered for polynomial. $H_{\ell pq}$ are the Hansen coefficients that are functions of $L_{\ell pq}(\gamma)$, which are functions introduced by Giacaglia [5], but that also depend on the power series for the eccentricity function. Equation (2.8) in orbital coordinates (Giacaglia [5]) can be written as

$$P_{\ell z}(\sin \delta) [C'_{\ell z} \cos(z\alpha) + S'_{\ell z} \sin(z\alpha)] = \sum_{p=0}^{\ell} F_{\ell zp}(i) \{A'_{\ell z} \cos \Psi_{\ell zp} + B'_{\ell z} \sin \Psi_{\ell zp}\}, \quad (2.9)$$

$$\Psi_{\ell zp} = (\ell - 2p)(\omega + f) + z\Omega. \quad (2.10)$$

In (2.9),

$$\begin{aligned} \text{for } \ell - z \text{ even, } & A'_{\ell z} = C'_{\ell z}, \quad B'_{\ell z} = S'_{\ell z}, \\ \text{for } \ell - z \text{ odd, } & A'_{\ell z} = -S'_{\ell z}, \quad B'_{\ell z} = C'_{\ell z}. \end{aligned} \quad (2.11)$$

6 Mathematical Problems in Engineering

It is possible to relate (2.8) and (2.9) and also (2.7) and (2.8):

$$\sum_{\ell \geq 2} \sum_{z=0}^{\ell} \sum_{p=0}^{\ell} R_{\ell zp} = \sum_{\ell \geq 2} \sum_{z=0}^{\ell} \sum_{p=0}^{\ell} a^{\ell} \left(\frac{a}{r} \right)^{\ell} F_{\ell zp}(i) \{A'_{\ell z} \cos \Psi_{\ell zp} + B'_{\ell z} \sin \Psi_{\ell zp}\}. \quad (2.12)$$

Using the Hansen coefficients $H_{\ell pq}$ (Giacaglia [5]) obtained,

$$\left(\frac{r}{a} \right)_{\sin}^{\ell \cos} \Psi_{\ell zp} = \sum_q H_{\ell pq}(e)_{\sin}^{\cos} \Psi_{\ell zp q}, \quad (2.13)$$

where

$$\begin{aligned} \Psi_{\ell zp q} &= (\ell - 2p + q)\lambda - q\omega + (z + 2p - \ell)\Omega, \\ H_{\ell pq} &= e^{|q|} L_{\ell pq}(\gamma). \end{aligned} \quad (2.14)$$

The functions $L_{\ell pq}$ (Giacaglia [5]) are power series of γ ($\gamma = \sqrt{1 - e^2}$). The disturbing function can be written as

$$R = \sum_{\ell \geq 2} \sum_{z=0}^{\ell} \sum_{p=0}^{\ell} \sum_q a^{\ell} F_{\ell zp}(i) e^{|q|} L_{\ell pq}(\gamma) \{A'_{\ell z} \cos \Psi_{\ell zp q} + B'_{\ell z} \sin \Psi_{\ell zp q}\}. \quad (2.15)$$

For $\ell = 2$,

$$R = \sum_{z=0}^2 \sum_{p=0}^2 \sum_q a^2 F_{2zp}(i) e^{|q|} L_{2pq}(\gamma) \{A'_{2z} \cos \Psi_{2zp q} + B'_{2z} \sin \Psi_{2zp q}\}. \quad (2.16)$$

Expanding (2.16),

$$\begin{aligned} R &= \sum_q \left\{ a^2 F_{200}(i) e^{|q|} L_{20q}(\gamma) (A'_{20} \cos \Psi_{200q} + B'_{20} \sin \Psi_{200q}) \right. \\ &\quad + a^2 F_{201}(i) e^{|q|} L_{21q}(\gamma) (A'_{20} \cos \Psi_{201q} + B'_{20} \sin \Psi_{201q}) \\ &\quad \left. + a^2 F_{202}(i) e^{|q|} L_{22q}(\gamma) (A'_{20} \cos \Psi_{202q} + B'_{20} \sin \Psi_{202q}) \right\} \\ &+ \left\{ a^2 F_{210}(i) e^{|q|} L_{20q}(\gamma) (A'_{21} \cos \Psi_{210q} + B'_{21} \sin \Psi_{210q}) \right. \\ &\quad + a^2 F_{211}(i) e^{|q|} L_{21q}(\gamma) (A'_{21} \cos \Psi_{211q} + B'_{21} \sin \Psi_{211q}) \\ &\quad \left. + a^2 F_{212}(i) e^{|q|} L_{22q}(\gamma) (A'_{21} \cos \Psi_{212q} + B'_{21} \sin \Psi_{212q}) \right\} \\ &+ \left\{ a^2 F_{220}(i) e^{|q|} L_{20q}(\gamma) (A'_{22} \cos \Psi_{220q} + B'_{22} \sin \Psi_{220q}) \right. \\ &\quad + a^2 F_{221}(i) e^{|q|} L_{21q}(\gamma) (A'_{22} \cos \Psi_{221q} + B'_{22} \sin \Psi_{221q}) \\ &\quad \left. + a^2 F_{222}(i) e^{|q|} L_{22q}(\gamma) (A'_{22} \cos \Psi_{222q} + B'_{22} \sin \Psi_{222q}) \right\}. \end{aligned} \quad (2.17)$$

Using (2.5) and (2.6), the harmonic coefficients are

$$\begin{aligned}
 A'_{20} &= \mu' n'^2 \left(\frac{a'}{r'} \right)^3 \left(\frac{1}{2} \right) (3 \sin^2 \delta' - 1), \\
 B'_{20} &= 0, \\
 A'_{21} &= \mu' n'^2 \left(\frac{a'}{r'} \right) (\sin \delta' \cos \delta' \sin \alpha'), \\
 B'_{21} &= \mu' n'^2 \left(\frac{a'}{r'} \right)^3 (\sin \delta' \cos \delta' \sin \alpha'), \\
 A'_{22} &= \mu' n'^2 \left(\frac{a'}{r'} \right)^3 \left(\frac{1}{4} \right) (1 - \sin^2 \delta') \cos 2\alpha', \\
 B'_{22} &= \mu' n'^2 \left(\frac{a'}{r'} \right)^3 \left(\frac{1}{4} \right) (1 - \sin^2 \delta') \sin 2\alpha'.
 \end{aligned} \tag{2.18}$$

Taking into account that the perturbing body is on the reference plane and that its orbit is circular ($\alpha' = M'_0 + n't$, $\delta' = 0$), it is possible to write that

$$\begin{aligned}
 A'_{20} &= -\mu' n'^2 \left(\frac{a'}{r'} \right)^3 \left(\frac{1}{2} \right), \\
 B'_{20} &= 0, \\
 A'_{21} &= 0, \\
 B'_{21} &= 0, \\
 A'_{22} &= \mu' n'^2 \left(\frac{a'}{r'} \right)^3 \left(\frac{1}{4} \right) \cos 2\alpha', \\
 B'_{22} &= \mu' n'^2 \left(\frac{a'}{r'} \right)^3 \left(\frac{1}{4} \right) \sin 2\alpha',
 \end{aligned} \tag{2.19}$$

then

$$\begin{aligned}
 R &= \sum_q \left\{ a^2 F_{200}(i) e^{|q|} L_{20q}(\gamma) (A'_{20} \cos \Psi_{200q}) \right. \\
 &\quad + a^2 F_{201}(i) e^{|q|} L_{21q}(\gamma) (A'_{20} \cos \Psi_{201q}) \\
 &\quad \left. + a^2 F_{202}(i) e^{|q|} L_{22q}(\gamma) (A'_{20} \cos \Psi_{202q}) \right\} \\
 &\quad + \left\{ a^2 F_{220}(i) e^{|q|} L_{20q}(\gamma) (A'_{22} \cos \Psi_{220q} + B'_{22} \sin \Psi_{220q}) \right. \\
 &\quad + a^2 F_{221}(i) e^{|q|} L_{21q}(\gamma) (A'_{22} \cos \Psi_{221q} + B'_{22} \sin \Psi_{221q}) \\
 &\quad \left. + a^2 F_{222}(i) e^{|q|} L_{22q}(\gamma) (A'_{22} \cos \Psi_{222q} + B'_{22} \sin \Psi_{222q}) \right\},
 \end{aligned} \tag{2.20}$$

TABLE 2.2. Values of $L_{\ell pq}$ (Giacaglia [5]).

ℓ	p	q	ℓ	p	q	ℓ
2	0	-2	2	2	2	5/2
2	0	-1	2	2	1	$-3 + 39e^2/24$
2	0	0	2	2	0	$1 - 5e^2/2$
2	0	1	2	2	-1	$1 - 19e^2/8$
2	0	2	2	2	-2	$1 - 5e^2/2$
2	1	-2	2	1	2	$-1/4 + e^2/12$
2	1	-1	2	1	1	$-1 + e^2/8$
2	1	0	2	1	0	$1 + 3e^2/2$

TABLE 2.3. Values of $J(c)_{\ell zp}$ (Giacaglia [5]).

ℓ	z	p	$ \xi $	$J_{\ell zp(c)} \ c = \cos(i/2)$
2	0	0	2	$-3c^2/2$
2	0	1	0	$-1/2 + 3c^2 - 3c^4$
2	0	2	2	$-3c^2/2$
2	1	0	1	$3c^3$
2	1	1	1	$3c - 6c^3$
2	1	2	3	$-3c$
2	2	0	0	$3c^4$
2	2	1	2	$6c^2$
2	2	2	4	3

where

$$\Psi_{\ell zp q} = (\ell - 2p + q)M + (\ell - 2p)\omega + z\Omega. \tag{2.21}$$

Using Table 2.2 and the inclination functions $F_{\ell zp}(i)$, $J(c)_{\ell zp}$ (see Table 2.3), it is possible to have all the terms of the expansion of (2.20), where

$$F_{\ell zp} = s^{|\xi|} J_{\ell zp}(c), \tag{2.22}$$

where $s = \sin(i/2)$ and $c = \cos(i/2)$,

$$\xi = z + 2p - \ell. \tag{2.23}$$

Expanding (2.20), we have

$$\begin{aligned}
R = & A'_{20} a^2 \left\{ \left(-\frac{3}{2} \sin^2 \left(\frac{i}{2} \right) \cos^2 \left(\frac{i}{2} \right) \right) [e^2 L_{20(2)} \cos(4M + 2\omega) + e L_{20(1)} \cos(3M + 2\omega) \right. \\
& + L_{20(0)} \cos(2M + 2\omega) + e L_{20(-1)} \cos(M + 2\omega) \\
& \left. + e^2 L_{20(-2)} \cos(2\omega) \right] \\
& + \left(-\frac{1}{2} + 3 \cos^2 \left(\frac{i}{2} \right) - 3 \cos^4 \left(\frac{i}{2} \right) \right) [e^2 L_{21(2)} \cos(2M) + e L_{21(1)} \cos(M) \\
& + L_{21(0)} + e L_{21(-1)} \cos(-M) \\
& \left. + e^2 L_{21(-2)} \cos(-2M) \right] \\
& + \left(-\frac{3}{2} \sin^2 \left(\frac{i}{2} \right) \cos^2 \left(\frac{i}{2} \right) \right) [e^2 L_{22(2)} \cos(-2\omega) + e L_{22(1)} \cos(-M - 2\omega) \\
& + L_{22(0)} \cos(-2M - 2\omega) + e L_{22(-1)} \cos(-3M - 2\omega) \\
& \left. + e^2 L_{22(-2)} \cos(-4M - 2\omega) \right] \Big\} \\
& + A'_{22} a^2 \left\{ \left(3 \cos^4 \left(\frac{i}{2} \right) \right) [e^2 L_{20(2)} \cos(4M + 2\omega + 2\Omega) + e L_{20(1)} \cos(3M + 2\omega + 2\Omega) \right. \\
& + L_{20(0)} \cos(2M + 2\omega + 2\Omega) + e L_{20(-1)} \cos(M + 2\omega + 2\Omega) \\
& \left. + e^2 L_{20(-2)} \cos(2\omega + 2\Omega) \right] \\
& + \left(6 \sin^2 \left(\frac{i}{2} \right) \cos^2 \left(\frac{i}{2} \right) \right) [e^2 L_{21(2)} \cos(2M + 2\Omega) + e L_{21(1)} \cos(M + 2\Omega) \\
& + L_{21(0)} \cos(2\Omega) + e L_{21(-1)} \cos(-M + 2\Omega) \\
& \left. + e^2 L_{21(-2)} \cos(-2M + 2\Omega) \right] \\
& + \left(3 \sin^4 \left(\frac{i}{2} \right) \right) [e^2 L_{22(2)} \cos(-2\omega + 2\Omega) + e L_{22(1)} \cos(-M - 2\omega + 2\Omega) \\
& + L_{22(0)} \cos(-2M - 2\omega + 2\Omega) \\
& + e L_{22(-1)} \cos(-3M - 2\omega + 2\Omega) \\
& \left. + e^2 L_{22(-2)} \cos(-4M - 2\omega + 2\Omega) \right] \Big\} \\
& + B'_{22} a^2 \left\{ \left(3 \cos^4 \left(\frac{i}{2} \right) \right) [e^2 L_{20(2)} \sin(4M + 2\omega + 2\Omega) + e L_{20(1)} \sin(3M + 2\omega + 2\Omega) \right. \\
& + L_{20(0)} \sin(2M + 2\omega + 2\Omega) + e L_{20(-1)} \sin(M + 2\omega + 2\Omega) \\
& \left. + e^2 L_{20(-2)} \sin(2\omega + 2\Omega) \right] \\
& + \left(6 \sin^2 \left(\frac{i}{2} \right) \cos^2 \left(\frac{i}{2} \right) \right) [e^2 L_{21(2)} \sin(2M + 2\Omega) + e L_{21(1)} \sin(M + 2\Omega) \\
& + L_{21(0)} \sin(2\Omega) + e L_{21(-1)} \sin(-M + 2\Omega) \\
& \left. + e^2 L_{21(-2)} \sin(-2M + 2\Omega) \right] \\
& + \left(3 \sin^4 \left(\frac{i}{2} \right) \right) [e^2 L_{22(2)} \sin(-2\omega + 2\Omega) + e L_{22(1)} \sin(-M - 2\omega + 2\Omega) \\
& + L_{22(0)} \sin(-2M - 2\omega + 2\Omega) + e L_{22(-1)} \sin(-3M - 2\omega + 2\Omega) \\
& \left. + e^2 L_{22(-2)} \sin(-4M - 2\omega + 2\Omega) \right] \Big\}.
\end{aligned}$$

(2.24)

The definition of average is

$$\langle G \rangle = \frac{1}{2\pi} \int_0^{2\pi} G(\lambda) d\lambda. \quad (2.25)$$

After writing (2.24) in terms of the nonsingular elements and using (2.25) to eliminate the short-periodic terms of the spacecraft motion (mean longitude), the final result for the disturbing function is

$$\begin{aligned} \langle R \rangle = & A'_{20} a^2 \left\{ \left(-\frac{15}{2} \right) (1 - P^2 - Q^2) ((P^2 - Q^2)(\xi^2 - \eta^2) + 4PQ\xi\eta) \right. \\ & \left. + \left(-\frac{1}{2} + 3(1 - P^2 - Q^2) - 3(1 - P^2 - Q^2)^2 \right) \left(1 + \frac{3(\xi^2 + \eta^2)}{2} \right) \right\} \\ & + A'_{22} a^2 \left\{ \left(\frac{5}{2} \right) \left(\frac{15}{2} (\xi^2 + \eta^2) - 15\eta^2 + 15\eta^2 (P^2 + Q^2) (1 - P^2 - Q^2) \right. \right. \\ & \left. \left. + \frac{15}{2} (\xi^2 + \eta^2) (P^2 + Q^2) (-1 + P^2 + Q^2) \right) \right. \\ & \left. + 6(P^2 - Q^2) (1 - P^2 - Q^2) \left(1 + \frac{3}{2} (\xi^2 + \eta^2) \right) \right. \\ & \left. + \frac{75}{4} ((8\xi\eta PQ(P^2 - Q^2)) + ((\xi^2 - \eta^2) (-6P^2 Q^2 + P^4 + Q^4))) \right\} \\ & + B'_{22} a^2 \left\{ 15(\xi\eta) (1 - P^2 - Q^2) + 6(P^2 - Q^2) (1 - P^2 - Q^2) \left(1 + \frac{3}{2} (\xi^2 + \eta^2) \right) \right. \\ & \left. + \frac{5}{2} (12PQ(P^2 - Q^2) (\xi^2 - \eta^2) - 6\xi\eta (-6P^2 Q^2 + P^4 + Q^4)) \right\}. \quad (2.26) \end{aligned}$$

3. Numerical results

This section shows several simulations for the case of equatorial and/or circular orbits. We studied the effect of the perturbations of the moon on high-altitude earth satellites, with semimajor axis of 0.070 and 0.110 canonical units. For the equatorial orbits, Figure 3.1 shows that the behavior of the eccentricity is constant for the time scale of the plot. They remain invariant for several values of the eccentricity. Orbits with semimajor axis of 0.110 (see Figure 3.2) show the same behavior. Our simulations, for several initial inclinations show a constant behavior (see Figure 3.3).

The simulations for near equatorial orbits using several values for the initial eccentricity is shown in Figure 3.4 for a semimajor axis of 0.341 canonical units and an initial inclination near to 5 degrees. Looking at these results, we see that the behavior of the eccentricity shows oscillations with a very small amplitude that does not affect the stability of the orbit. In general, the inclination shows its oscillatory behavior. This fact is also reported in the literature (Broucke [9], Prado [10], and Solórzano and Prado [11]).

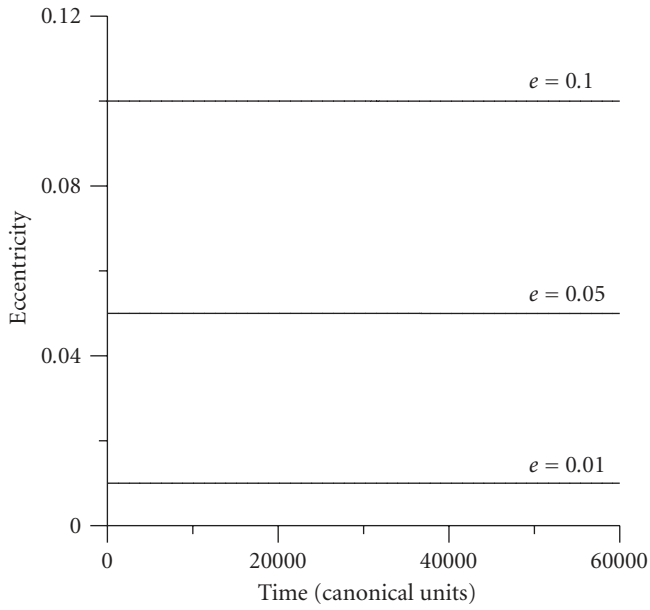


FIGURE 3.1. Plots of the eccentricity for orbits with $a = 0.07$ and $i_0 = 0$.

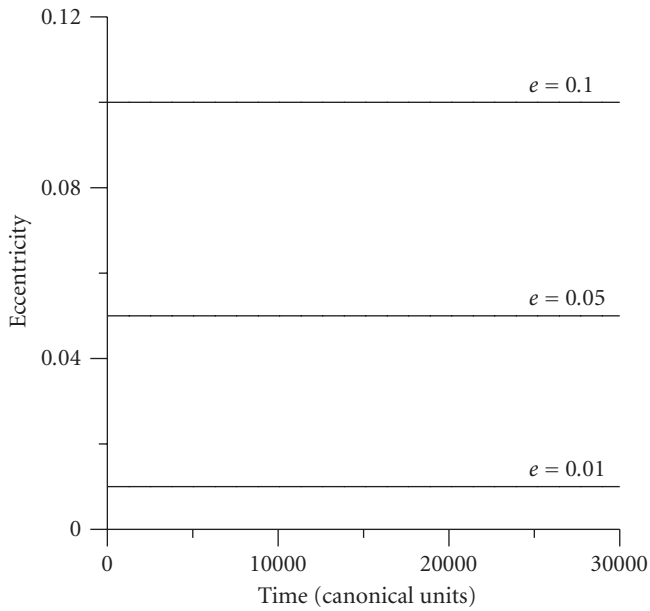


FIGURE 3.2. Plots of the eccentricity for orbits with $a = 0.110$ and $i_0 = 0$.

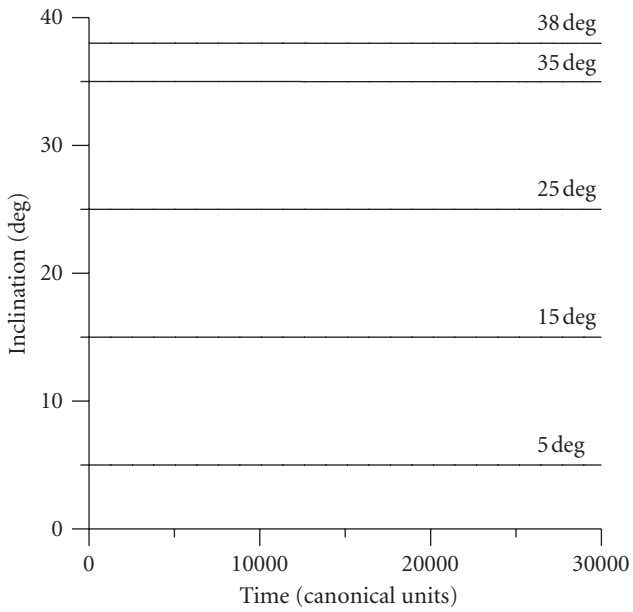


FIGURE 3.3. Plots of the inclination with $a = 0.110$ and $e_0 = 0$.

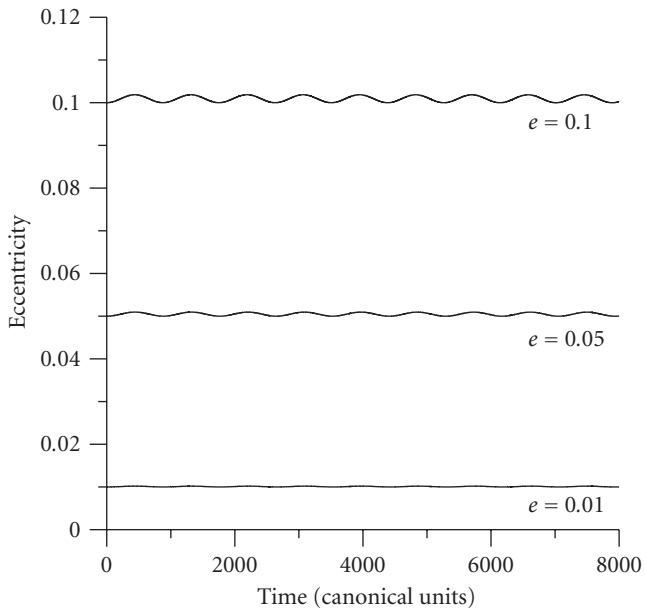


FIGURE 3.4. Plots of the eccentricity for near equatorial orbits.

4. Conclusions

The present research considered a semianalytical method to determine the effects of the disturbance of the third body (moon) on a spacecraft in equatorial and/or circular orbits using a single averaged nonsingular model. With the help of the inclination functions and the Hansen coefficients, the disturbing function was obtained. These inclination and eccentricity functions are polynomials in “ s ” and “ e ,” so the accuracy is governed by the degree of these polynomials. Then, we used the Lagrange planetary equations in nonsingular variables and expanded the disturbing function until the second order in the eccentricity. The inclination was expanded until the fourth order, these terms appear on the expansion of the polynomials $F_{\ell zp(i)}$, $J(c)_{\ell zp}$. However, due to the fact that the series was truncated for $\ell = 2$, we leave out those terms. The results show small variations for the orbital elements. However, it is important to remember that the expansion of the disturbing function is not convergent for large values of the eccentricity. This limit is not important in our case because the moon moves in circular orbit and the spacecraft is in a low eccentric orbit. The results showed that the equatorial orbits remain with the eccentricity constant, for both values of the semimajor axis tested. It is also visible that, when the inclination leaves the zero value, the evolution of the eccentricity and inclination shows sinusoidal variations. In the ideal case of orbits that starts with zero eccentricity, its eccentricity remains always zero. This occurs because the right-hand side of the equation for the time derivate of the eccentricity is zero (Lagrange’s equation) because it is a polynomial in the eccentricity with no independent term. Another property of those orbits is that the inclination is also constant for the same reason. However, these same behaviors are expected for orbits with small eccentricities. For the case of equatorial orbits, the inclination and eccentricity remain constant, and the orbits remain in the equatorial plane. The problem of the critical inclination was studied by several authors (Aoki [12, 13] and Jupp [14, 15]). However, Broucke [9] and Prado [10] studied the presence of a critical value for the inclination between the perturbed and the perturbing bodies. This critical inclination is related to the stability of near-circular orbits. Thus, if the inclination is higher than the critical value, the eccentricity increases and the near-circular orbits become very elliptic. Alternatively, if the inclination is lower than this critical value, the orbit stays nearly circular. This critical value is $39,7^\circ$ and it represents the limit inclination that allows the existence of orbits with eccentricity, inclination, and argument of periapsis constant under the second-order model.

Acknowledgments

The authors are grateful to CAPES-Brazil (Coordenação de Aperfeiçoamento de Pessoal de Nível Superior) for the scholarship given to the first author, to the National Council for Scientific and Technological development (CNPq), Brazil, for the research grant received under Contract 300828/2003-9, and to the Foundation to Support Research in the São Paulo State (FAPESP) for the research grant received under Contract 2006/00187-0.

References

- [1] A. M. Garofalo, “New set of variables for astronomical problems,” *The Astronomical Journal*, vol. 65, pp. 117–121, 1960.

14 Mathematical Problems in Engineering

- [2] S. Pines, "Variation of parameters for elliptic and near circular orbits," *The Astronomical Journal*, vol. 66, pp. 5–7, 1961.
- [3] C. J. Cohen and E. C. Hubbard, "A nonsingular set of orbit elements," *The Astronomical Journal*, vol. 67, pp. 10–15, 1962.
- [4] R. A. Broucke and P. J. Cefola, "On the equinoctial orbit elements," *Celestial Mechanics and Dynamical Astronomy*, vol. 5, no. 3, pp. 303–310, 1972.
- [5] G. E. O. Giacaglia, "The equations of motion of an artificial satellite in nonsingular variables," *Celestial Mechanics and Dynamical Astronomy*, vol. 15, no. 2, pp. 191–215, 1977.
- [6] P. E. Nacozy and S. S. Dallas, "The geopotential in nonsingular orbital elements," *Celestial Mechanics and Dynamical Astronomy*, vol. 15, no. 4, pp. 453–466, 1977.
- [7] M. J. H. Walker, B. Ireland, and J. Owens, "A set modified equinoctial orbit elements," *Celestial Mechanics and Dynamical Astronomy*, vol. 36, no. 4, pp. 409–419, 1985.
- [8] I. Wyrzyszczyk, "Nonsingular elements in description of the motion of small eccentricity and inclination satellites," *Celestial Mechanics and Dynamical Astronomy*, vol. 38, no. 2, pp. 101–109, 1986.
- [9] R. A. Broucke, "Long-term third-body effects via double averaging," *Journal of Guidance, Control, and Dynamics*, vol. 26, no. 1, pp. 27–32, 2003.
- [10] A. F. B. A. Prado, "Third-body perturbation in orbits around natural satellites," *Journal of Guidance, Control, and Dynamics*, vol. 26, no. 1, pp. 33–40, 2003.
- [11] C. R. H. Solórzano and A. F. B. A. Prado, "Third-body perturbation using a single averaged: lunisolar perturbation," *Nonlinear Dynamic and System Theory*, vol. 7, no. 4, pp. 1–9, 2007.
- [12] S. Aoki, "Contribution to the theory of critical inclination of close earth satellites," *The Astronomical Journal*, vol. 68, no. 6, pp. 355–365, 1963.
- [13] S. Aoki, "Contribution to the theory of critical inclination of close earth satellites. 2. Case of asymmetrical potential," *The Astronomical Journal*, vol. 68, no. 6, pp. 365–381, 1963.
- [14] A. H. Jupp, "The problem of the critical inclination revisited," *Celestial Mechanics and Dynamical Astronomy*, vol. 11, no. 3, pp. 361–378, 1975.
- [15] A. H. Jupp, "The critical inclination problem with small eccentricity—I: general theory," *Celestial Mechanics and Dynamical Astronomy*, vol. 21, no. 4, pp. 361–393, 1980.

Carlos Renato Huaura Solórzano: National Institute for Space Research (INPE), 12227-010 São José Dos Campos, SP, Brazil
Email address: renato@dem.inpe.br

Antonio Fernando Bertachini de Almeida Prado: National Institute for Space Research (INPE), 12227-010 São José Dos Campos, SP, Brazil
Email address: prado@dem.inpe.br



Hindawi

Submit your manuscripts at
<http://www.hindawi.com>

