

## Topologically nontrivial quantum layers

G. Carron<sup>a)</sup>

*Département de Mathématiques, Université de Nantes,  
2 rue de la Houssinière, BP 92208, 44 322 Nantes Cedex 03, France*

P. Exner<sup>b)</sup>

*Department of Theoretical Physics, Nuclear Physics Institute, Academy of Sciences,  
25068 Řež near Prague, Czech Republic*

D. Krejčířík<sup>c)</sup>

*Departamento de Matemática, Instituto Superior Técnico,  
Av. Rovisco Pais, 1049-001 Lisboa, Portugal*

(Received 10 February 2003; accepted 30 October 2003)

Given a complete noncompact surface  $\Sigma$  embedded in  $\mathbb{R}^3$ , we consider the Dirichlet Laplacian in the layer  $\Omega$  that is defined as a tubular neighborhood of constant width about  $\Sigma$ . Using an intrinsic approach to the geometry of  $\Omega$ , we generalize the spectral results of the original paper by Duclos *et al.* [Commun. Math. Phys. **223**, 13 (2001)] to the situation when  $\Sigma$  does not possess poles. This enables us to consider topologically more complicated layers and state new spectral results. In particular, we are interested in layers built over surfaces with handles or several cylindrically symmetric ends. We also discuss more general regions obtained by compact deformations of certain  $\Omega$ . © 2004 American Institute of Physics.  
[DOI: 10.1063/1.1635998]

### I. INTRODUCTION

The spectral properties of the Dirichlet Laplacian in infinitely stretched regions have attracted a lot of attention since the existence of geometrically induced discrete spectrum for certain strips in the plane was proved in Ref. 1. The study was motivated by mesoscopic physics where a reasonable model for the dynamics of a particle in quantum waveguides is given by the Laplacian in hard-wall tubular neighborhoods of infinite curves in  $\mathbb{R}^d$ ,  $d=2,3$  (quantum strips, tubes), or surfaces in  $\mathbb{R}^3$  (quantum layers); see Refs. 2 and 3 for the physical background and references. Nowadays, it is well known that any nontrivial curvature of the reference curve, that is asymptotically straight, produces bound states below the essential spectrum in the strips and tubes.<sup>2,4,5</sup>

The analogous problem in curved layers is much more complicated and it was investigated quite recently in Refs. 6–8. Let  $\Sigma$  be a complete noncompact surface embedded in  $\mathbb{R}^3$ ,  $\Omega$  be a tube of radius  $a>0$  about  $\Sigma$ , i.e. (see Fig. 1),

$$\Omega := \{z \in \mathbb{R}^3 \mid \text{distance}(z, \Sigma) < a\}, \quad (1)$$

and  $-\Delta_D^\Omega$  denote the Dirichlet Laplacian in  $L^2(\Omega)$ . If the surface is a locally deformed plane, the existence of bound states below the essential spectrum of the Laplacian was demonstrated in Ref. 7. A more general situation was treated in Ref. 6; assuming that  $\Sigma$  is nontrivially curved, it has asymptotically vanishing curvatures and possesses a pole, several sufficient conditions are found

<sup>a)</sup>Electronic mail: Gilles.Carron@math.univ-nantes.fr

<sup>b)</sup>Also at Doppler Institute, Czech Technical University, Břehová 7, 11519 Prague, Czech Republic. Electronic mail: exner@ujf.cas.cz

<sup>c)</sup>On leave of absence from Nuclear Physics Institute, Academy of Sciences, 25068 Řež near Prague, Czech Republic. Electronic mail: dkrej@math.ist.utl.pt

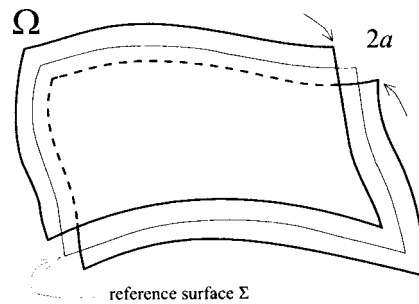


FIG. 1. The configuration space  $\Omega$  defined by (1) as the space delimited by two parallel surfaces at the distance  $a$  from  $\Sigma$ .

which guarantee the existence of discrete spectrum. Finally, let us mention that an asymptotic expansion of the ground-state eigenvalue in layers built over mildly curved planes was found in Ref. 8.

While Ref. 6 covers a wide class of layers, the technical requirement about the existence of a pole on  $\Sigma$  (i.e., the exponential map is a diffeomorphism) restricted substantially the topological structure of the reference surface. In particular,  $\Sigma$  was necessarily diffeomorphic to  $\mathbb{R}^2$  and as such it was simply connected. The main goal of this paper is to extend the sufficient conditions established in Ref. 6 without assuming the existence of poles on  $\Sigma$  and without making any other (unnatural) topological and geometrical assumptions. In addition to this substantial generalization, we will derive particularly interesting spectral results for quantum layers built over surfaces with handles or several cylindrically symmetric ends (see Figs. 2–4).

Let us recall the reason why the existence of a pole on  $\Sigma$  was required in Ref. 6. According to the usual strategy used in the spectral theory of quantum waveguides, one expresses the Laplacian  $-\Delta_D^\Omega$  in the pair of coordinates  $(x, u)$ , where  $x$  parametrizes the reference surface  $\Sigma$  and  $u \in (-a, a)$  its normal bundle. Assuming the existence of a pole,  $\Sigma$  could be parametrized globally by means of geodesic polar coordinates, which were well suited for the construction of explicit mollifiers on  $\Sigma$  needed to regularize generalized trial functions establishing the existence of bound states below the essential spectrum.

There are several possibilities how to treat surfaces without poles. Since the above-mentioned regularization is needed out of a compact part of  $\Sigma$  only, one way is to replace the polar coordinates by geodesic coordinates based on a curve enclosing the interior part. This approach is well suited for surfaces of one end (see the definition below), however, it has to be modified in more general situations. In this paper, we introduce a different strategy which does not require any special choice of coordinates on  $\Sigma$ . We employ substantially a consequence of Ref. 9 that if the Gauss curvature is integrable then there always exists a sequence of functions on  $\Sigma$  having the properties of the mollifiers mentioned earlier.

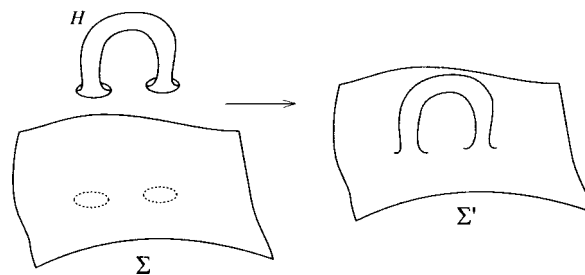


FIG. 2. Surface with a handle  $\Sigma'$  is constructed from  $\Sigma$  by attaching smoothly to it a curved cylindrical surface  $H$ . By virtue of Corollary 1, one handle is sufficient to achieve the condition (a) of Theorem 1.

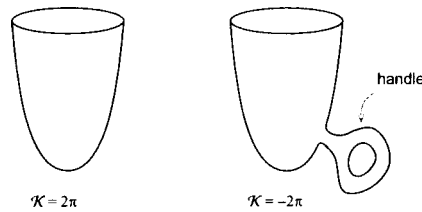


FIG. 3. Elliptic paraboloid (without or with one handle attached, respectively) of Example 1.

## II. STATEMENT OF RESULTS

To state here the main results we need to introduce some notation and basic assumptions. Let  $\kappa_1^2$  denote the spectral threshold of the planar layer of width  $2a$ , i.e.,  $\kappa_1 := \pi/(2a)$ . The induced metric on  $\Sigma$  and the corresponding covariant derivative will be denoted by  $g$  and  $\nabla_g$ , respectively. Let  $K$ ,  $M$ , and  $k_{\pm}$  denote, respectively, the Gauss curvature, the mean curvature, and the principal curvatures of  $\Sigma$ . Denoting by  $d\Sigma$  the surface area-element, we may define the total Gauss curvature  $\mathcal{K}$  and the total mean curvature  $\mathcal{M}$ , respectively, by the integrals

$$\mathcal{K} := \int_{\Sigma} K \, d\Sigma, \quad \mathcal{M}^2 := \int_{\Sigma} M^2 \, d\Sigma. \quad (2)$$

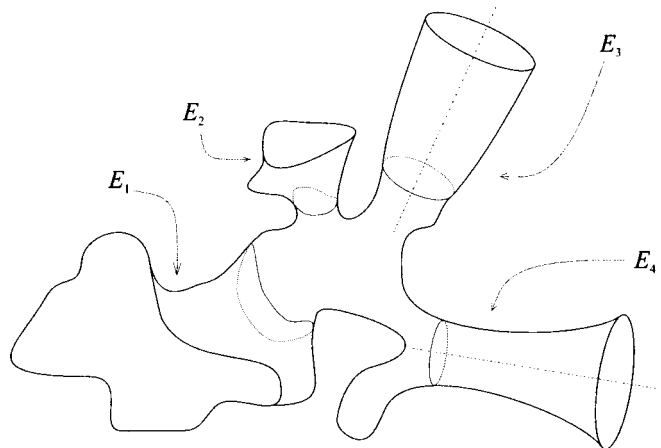
The latter always exists (it may be  $+\infty$ ), while the former is well defined provided

$$\langle \text{H1} \rangle \quad K \in L^1(\Sigma),$$

which will be a characteristic assumption of this work. Henceforth, we shall also assume that  $k_{\pm}$  are bounded and

$$\langle \text{H2} \rangle \quad a < \rho_m := (\max\{\|k_+\|_{\infty}, \|k_-\|_{\infty}\})^{-1} \quad \text{and } \Omega \text{ does not overlap,}$$

which we need in order to ensure that the layer  $\Omega$  is a submanifold of  $\mathbb{R}^3$ . An open set  $E \subseteq \Sigma$  is called an *end* of  $\Sigma$  if it is connected, unbounded and if its boundary  $\partial E$  is compact (see Fig. 4); its total curvatures are defined by means of (2) with the domain of integration being the subset  $E$  only. We say that a manifold embedded in  $\mathbb{R}^3$  is cylindrically symmetric if it is invariant under rotations about a fixed axis in  $\mathbb{R}^3$ . Our main result reads as follows.

FIG. 4. Surface with four ends  $(E_1, \dots, E_4)$ . By virtue of Theorem 2, each cylindrically symmetric end  $(E_3, E_4)$  with a positive total Gauss curvature and curvatures vanishing at infinity produces at least one discrete eigenvalue.

**Theorem 1:** Let  $\Sigma$  be a complete noncompact connected surface of class  $C^2$  embedded in  $\mathbb{R}^3$  and satisfying (H1). Let the layer  $\Omega$  defined by (1) as the tube of radius  $a > 0$  about  $\Sigma$  satisfy (H2).

(i) If the curvatures  $K$  and  $M$  vanish at infinity of  $\Sigma$ , then

$$\inf \sigma_{\text{ess}}(-\Delta_D^\Omega) = \kappa_1^2.$$

(ii) If the surface  $\Sigma$  is not a plane, then any of the conditions

- (a)  $\mathcal{K} \leq 0$ ,
- (b)  $a$  is small enough and  $\nabla_g M \in L_{\text{loc}}^2(\Sigma)$ ,
- (c)  $\mathcal{M} = +\infty$  and  $\nabla_g M \in L^2(\Sigma)$ ,
- (d)  $\Sigma$  contains a cylindrically symmetric end with a positive total Gauss curvature

is sufficient to guarantee that

$$\inf \sigma(-\Delta_D^\Omega) < \kappa_1^2.$$

Consequently, if the surface  $\Sigma$  is not a plane but its curvatures vanish at infinity, then any of the conditions (a)–(d) is sufficient to guarantee that  $-\Delta_D^\Omega$  has at least one eigenvalue of finite multiplicity below the threshold of its essential spectrum, i.e.,  $\sigma_{\text{disc}}(-\Delta_D^\Omega) \neq \emptyset$ .

Let us compare this theorem with the results obtained in Ref. 6. An improvement concerns the essential spectrum. While only a lower bound on the threshold was found in Ref. 6, here we shall use known results about the spectral threshold of complete surfaces in order to show that the essential spectrum starts just at  $\kappa_1^2$ . Conditions (a)–(d) are adopted from Ref. 6, however, we do not assume that  $\Sigma$  is of class  $C^3$  in (b) and (c) of Theorem 1, which was required in Ref. 6 in order to give a meaning to  $\nabla_g M$ . Indeed, only the integrability conditions on the gradient are needed.

The most significant generalization concerning all the results is that we have gotten rid of the strong assumption about the existence of a pole on  $\Sigma$ . Actually, Theorem 1 involves quantum layers built over general surfaces without any additional hypotheses about the existence of a special global parametrization, the number of ends, and other topological and geometrical restrictions.

An interesting new spectral result then follows from the observation that making the topology of  $\Sigma$  more complicated than that of the plane, one always achieves that the basic condition (a) is satisfied.

*Corollary 1:* Under the assumptions of Theorem 1, one has  $\inf \sigma(-\Delta_D^\Omega) < \kappa_1^2$  whenever  $\Sigma$  is not conformally equivalent to the plane.

Indeed, the Cohn–Vossen inequality<sup>10</sup> yields

$$\mathcal{K} \leq 2\pi(2 - 2h - e), \quad (3)$$

where  $h$  is the genus of  $\Sigma$ , i.e., the number of handles, and  $e$  is the number of ends. In particular, the condition (a) of Theorem 1 is always fulfilled whenever the surface is not simply connected.

*Example 1:* Let  $\Sigma$  be the elliptic paraboloid. It is easy to check that it has curvatures vanishing at infinity and that the condition (c) of Theorem 1 is always fulfilled. On the other hand, it violates the condition (d) whenever it is not a paraboloid of revolution, and the condition (a) does not hold because the total Gauss curvature is always equal to  $2\pi$ . Attaching a handle to  $\Sigma$ , the total curvature becomes equal to  $-2\pi$  (see Fig. 3).

It was proven in Ref. 6 that any layer built over a cylindrically symmetric surface diffeomorphic to  $\mathbb{R}^2$  has a spectrum below the energy  $\kappa_1^2$ . Since this class of reference surfaces may only have a non-negative total Gauss curvature, it gave an important alternative condition to (a) in the case  $\mathcal{K} > 0$ . In Theorem 1, an interesting generalization to Ref. 6 is introduced by virtue of the condition (d), where it is supposed now that only an unbounded subset of  $\Sigma$  admits a cylindrical symmetry at infinity (see Fig. 4). This extension is possible due to the fact that the sequence of trial functions establishing the existence of spectrum below  $\kappa_1^2$  for surfaces of revolution with  $\mathcal{K} > 0$  is “localized at infinity” (i.e., for any compact set of  $\Omega$ , there is an element from the

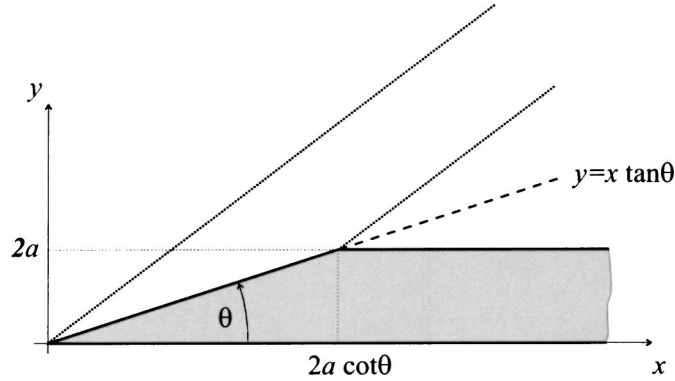


FIG. 5. The planar region of Example 2.

sequence supported out of the compact). Consequently, it may be localized just at the end satisfying condition (d) of Theorem 1. Since any deformation of a bounded part of  $\Omega$  does not affect this spectral result, we may consider more general regions than tubes (1). What is important is that such local deformations do not include only bends and protrusions which are traditionally a source of binding, but constrictions as well. Moreover, since such trial functions localized at different ends will be orthogonal as elements of  $L^2(\Omega)$ , we may produce an arbitrary number of bound states by attaching to  $\Omega$  a sufficient number of suitable outlets. Finally, since the essential spectrum is stable under compact deformation of  $\Omega$ , we arrive at the following result.

**Theorem 2:** Let  $\Omega$  be a layer (1) satisfying  $\langle H1 \rangle$ ,  $\langle H2 \rangle$  and the condition (i) of Theorem 1. Assume that the reference surface  $\Sigma$  contains  $N \geq 1$  cylindrically symmetric ends, each of them having a positive total Gauss curvature. Let  $\Omega'$  be an unbounded region without boundary in  $\mathbb{R}^3$  obtained by any compact deformation of  $\Omega$ . Then

- (i)  $\inf \sigma_{\text{ess}}(-\Delta_D^{\Omega'}) = \kappa_1^2$ ,
- (ii) there will be at least  $N$  eigenvalues in  $(0, \kappa_1^2)$ , with the multiplicity taken into account.

*Example 2:* Fix  $\theta \in (0, \pi/2)$  and consider the conical region  $\Omega'$  in  $\mathbb{R}^3$  given by rotating the planar region (see Fig. 5):

$$\{(x, y) \in \mathbb{R}^2 \mid (x, y) \in ((0, 2a \cot \theta) \times (0, x \tan \theta]) \cup ([2a \cot \theta, \infty) \times (0, 2a))\}$$

along the axis  $y = x \tan \theta$  in  $\mathbb{R}^3$ . Note that  $\Omega'$  is not a layer (1) because of the singularity of the conical surface. Nevertheless, it may be considered as a compact deformation of the layer built over a smoothed cone whose total Gauss curvature is equal to  $2\pi(1 - \sin \theta) \in (0, 2\pi)$ . Consequently, we know that  $-\Delta_D^{\Omega'}$  possesses at least one discrete eigenvalue below  $\kappa_1^2$  due to Theorem 2. This is a nontrivial result for flat enough conical layers only, since using a trick analogous to that of Ref. 11 one can check that the cardinality of  $\sigma_{\text{disc}}(-\Delta_D^{\Omega'})$  can exceed any fixed integer for  $\theta$  small enough.

### III. PRELIMINARIES

Let  $\Sigma$  be a connected orientable surface of class  $C^2$  embedded in  $\mathbb{R}^3$ . The orientation can be specified by the choice of a globally defined unit normal vector field,  $n: \Sigma \rightarrow S^2$ , which is a function of class  $C^1$ . For any  $x \in \Sigma$ , the Weingarten map

$$L_x: T_x \Sigma \rightarrow T_x \Sigma: \{\xi \mapsto -dn_x(\xi)\} \quad (4)$$

defines the principal curvatures  $k_{\pm}$  of  $\Sigma$  as its eigenvalues with respect to the induced metric  $g$ . The Gauss curvature and the mean curvature are defined by  $K := k_+ k_-$  and  $M := \frac{1}{2}(k_+ + k_-)$ , respectively, and are continuous functions on  $\Sigma$ .

Put  $a > 0$ . We define a layer  $\Omega$  of width  $2a$  as the image of the mapping

$$\mathcal{L}: \Sigma \times (-a, a) \rightarrow \mathbb{R}^3: \{(x, u) \mapsto x + u n(x)\}. \quad (5)$$

Henceforth, we shall always assume  $\langle H2 \rangle$ . Then  $\mathcal{L}$  induces a diffeomorphism and  $\Omega$  is a submanifold of  $\mathbb{R}^3$  corresponding to the set of points squeezed between two parallel surfaces at the distance  $a$  from  $\Sigma$  (see Fig. 1), i.e., if  $\Sigma$  does not have a boundary then the definition of  $\Omega$  via (5) and (1) are equivalent. We shall identify it with the Riemannian manifold  $\Sigma \times (-a, a)$  endowed with the metric  $G$  induced by the immersion (5). One has

$$G = g \circ (I_x - u L_x)^2 + du^2, \quad d\Omega = (1 - 2Mu + Ku^2) d\Sigma du, \quad (6)$$

where  $I_x$  denotes the identity map on  $T_x \Sigma$  and  $d\Omega$  stands for the volume element of  $\Omega$ . It is worth noticing that (6) together with  $\langle H2 \rangle$  yields that  $G$  can be estimated by the surface metric,

$$C_- g + du^2 \leq G \leq C_+ g + du^2, \quad \text{where } C_{\pm} := (1 \pm a \rho_m^{-1})^2. \quad (7)$$

*Remark 1:* Formally, it is possible to consider  $(\Sigma \times (-a, a), G)$  as an abstract Riemannian manifold where only the surface  $\Sigma$  is embedded in  $\mathbb{R}^3$ . Then we do not need to assume the second part of  $\langle H2 \rangle$ , i.e., “ $\Omega$  does not overlap.”

We denote by  $-\Delta_D^{\Omega}$ , or simply  $-\Delta$ , the Dirichlet Laplacian on  $L^2(\Omega)$ . We shall consider it in a generalized sense as the operator associated with the Dirichlet form

$$\mathcal{Q}(\psi, \phi) := \int_{\Omega} \langle \nabla \psi, \nabla \phi \rangle d\Omega \quad \text{with} \quad \text{Dom } \mathcal{Q} := W_0^{1,2}(\Omega). \quad (8)$$

Here  $\nabla$  is the gradient corresponding to the metric  $G$  and  $\langle \cdot, \cdot \rangle$  denotes the inner product in the manifold  $\Omega$  induced by  $G$ ; the associated norm will be denoted by  $|\cdot|$ . Similarly, the inner product and the norm in the Hilbert space  $L^2(\Omega)$  will be denoted by  $(\cdot, \cdot)$  and  $\|\cdot\|$ , respectively. We shall sometimes abuse the notation slightly by writing  $(\cdot, \cdot) \equiv \int_{\Omega} \langle \cdot, \cdot \rangle d\Omega$  and  $\|\cdot\| \equiv \int_{\Omega} |\cdot|^2 d\Omega$  for vector fields. The subscript “ $g$ ” will be used in order to distinguish similar objects associated to the surface  $\Sigma$ .

Since the quadratic form  $\mathcal{Q}$  is densely defined, symmetric, positive, and closed on its domain, the corresponding Laplacian  $-\Delta$  is a positive self-adjoint operator. Denoting by  $(x^{\mu}) \equiv (x^1, x^2)$  local coordinates for  $\Sigma$  and by  $G^{ij}$  the coefficients of the inverse of  $G$  in the coordinates  $(x^i) \equiv (x^{\mu}, u)$  for  $\Omega$ , we can write

$$-\Delta = -|G|^{-1/2} \partial_i |G|^{1/2} G^{ij} \partial_j = -|G|^{-1/2} \partial_{\mu} |G|^{1/2} G^{\mu\nu} \partial_{\nu} - \partial_u^2 + 2M_u \partial_u \quad (9)$$

in the form sense, where  $|G| := \det G$  and

$$M_u := \frac{M - Ku}{1 - 2Mu + Ku^2}, \quad (10)$$

which is the mean curvature of the parallel surface  $\mathcal{L}(\Sigma \times \{u\})$ .

The above definitions of  $\Omega$  and the corresponding Dirichlet Laplacian are valid for any orientable surface  $\Sigma$  of class  $C^2$  provided  $\langle H2 \rangle$  (or its first part only in view of Remark 1) holds true. Nevertheless, since we are interested in the existence of discrete spectrum of  $-\Delta_D^{\Omega}$ , and it always exists whenever  $\Omega$  is bounded, in the sequel we shall assume that  $\Sigma$  is *complete* and *noncompact*.

It is easy to see that the spectrum of the planar layer  $\Omega_0 := \mathbb{R}^2 \times (-a, a)$  is purely continuous and coincides with the interval  $[\kappa_1^2, \infty)$ , where the threshold is the first eigenvalue of the Dirichlet Laplacian on the transverse section, i.e.,  $\kappa_1 := \pi/(2a)$ . In what follows we shall use the corresponding normalized eigenfunction given explicitly by

$$\chi_1(u) := \sqrt{\frac{1}{a}} \cos \kappa_1 u. \quad (11)$$

Using the identities  $|\nabla u| = 1$  and  $-\Delta u = 2M_u$ , we get

$$-\Delta \chi_1(u) = 2M_u \chi_1'(u) + \kappa_1^2 \chi_1(u). \quad (12)$$

#### IV. ESSENTIAL SPECTRUM

We shall localize the essential spectrum of  $-\Delta_D^\Omega$  for *asymptotically planar* layers, i.e., the curvatures of  $\Sigma$  vanish at infinity which we abbreviate by

$$K, M \xrightarrow{\infty} 0. \quad (13)$$

Recall that a function  $f$ , defined on a noncompact manifold  $\Sigma$ , is said to vanish at infinity if

$$\forall \epsilon > 0 \quad \exists R_\epsilon > 0, x_\epsilon \in \Sigma \quad \forall x \in \Sigma \setminus \overline{B(x_\epsilon, R_\epsilon)}: |f(x)| < \epsilon,$$

where  $B(x_\epsilon, R_\epsilon)$  denotes the open ball of center  $x_\epsilon$  and radius  $R_\epsilon$ . The property (13) is equivalent to the vanishing of the principal curvatures, i.e.,  $k_\pm \xrightarrow{\infty} 0$ .

The proof of statement (i) of Theorem 1 is achieved in two steps. If the layer is asymptotically planar, then it was shown in Ref. 6 that the essential spectrum of  $-\Delta_D^\Omega$  is bounded from below by  $\kappa_1^2$  provided the surface possesses a pole. Here we adapt this proof (based on a Neumann bracketing argument) to the case of any complete surface with asymptotically vanishing curvatures. In the second part of this section, we establish the opposite bound on the threshold by means of a different method.

##### A. Lower bound, $\inf \sigma_{\text{ess}}(-\Delta_D^\Omega) \geq \kappa_1^2$

Fix an  $\epsilon > 0$  and consider an open precompact region  $\mathcal{B} \supseteq B(x_\epsilon, R_\epsilon)$  with  $C^1$ -smooth boundary such that

$$\forall (x, u) \in \Omega_{\text{ext}}: (1 - a\epsilon)^2 \leq 1 - 2M(x)u + K(x)u^2 \leq (1 + a\epsilon)^2, \quad (14)$$

where  $\Omega_{\text{ext}} := \Omega \setminus \bar{\Omega}_{\text{int}}$  with  $\Omega_{\text{int}} := \mathcal{B} \times (-a, a)$ . Denote by  $-\Delta_N$  the Laplacian  $-\Delta_D^\Omega$  with a supplementary Neumann boundary condition on  $\partial \mathcal{B} \times (-a, a)$ , that is, the operator associated with the form  $\mathcal{Q}_N := \mathcal{Q}_N^{\text{int}} \oplus \mathcal{Q}_N^{\text{ext}}$ , where

$$\mathcal{Q}_N^\omega(\psi, \phi) := \int_{\Omega_\omega} \langle \nabla \psi, \nabla \phi \rangle \, d\Omega, \quad \text{Dom } \mathcal{Q}_N^\omega := \{ \psi \in W^{1,2}(\Omega_\omega) \mid \psi(\cdot, \pm a) = 0 \}$$

for  $\omega \in \{\text{int}, \text{ext}\}$ . Since  $-\Delta_D^\Omega \geq -\Delta_N$  and the spectrum of the operator associated to  $\mathcal{Q}_N^{\text{int}}$  is purely discrete, cf. Ref. 12, Chap. 7, the minimax principle gives the estimate

$$\inf \sigma_{\text{ess}}(-\Delta_D^\Omega) \geq \inf \sigma_{\text{ess}}(-\Delta_N^{\text{ext}}) \geq \inf \sigma(-\Delta_N^{\text{ext}}),$$

where  $-\Delta_N^{\text{ext}}$  denotes the operator associated to  $\mathcal{Q}_N^{\text{ext}}$ . Neglecting the non-negative “longitudinal” part of the Laplacian [i.e., the first term at the right-hand side of (9)] and using the estimates (14), we arrive easily at the following lower bound:



$$-\Delta_N^{\text{ext}} \geq \left( \frac{1-a\epsilon}{1+a\epsilon} \right)^2 \kappa_1^2 \quad \text{in } L^2(\Omega_{\text{ext}}),$$

which holds in the form sense (see also proof of Theorem 4.1 in Ref. 6). The claim then follows by the fact that  $\epsilon$  can be chosen arbitrarily small.

### B. Upper bound, $\inf \sigma_{\text{ess}}(-\Delta_D^\Omega) \leq \kappa_1^2$

It follows from Ref. 13 that if  $K \xrightarrow{\infty} 0$  then the threshold of the (essential) spectrum of the Laplacian on  $\Sigma$ ,  $-\Delta_g$ , equals 0. This is equivalent to the statement that for any  $\varepsilon > 0$  there exists an infinite-dimensional subspace  $\mathcal{D}_g \subseteq C_0^\infty(\Sigma)$  such that

$$\forall \varphi \in \mathcal{D}_g : \quad \|\nabla_g \varphi\|_g \leq \varepsilon \|\varphi\|_g. \quad (15)$$

It is easy to see that the following identity holds true:

$$\forall \varphi \in C_0^\infty(\Sigma) : \quad \|\nabla \varphi \chi_1\|^2 = \|\nabla \varphi\| \chi_1\|^2 - (\varphi \chi_1, \varphi \Delta \chi_1). \quad (16)$$

Using the estimates (7) and (15), we have

$$\|\nabla \varphi \chi_1\|^2 \leq (C_+ / C_-^2) \varepsilon^2 \|\varphi \chi_1\|^2,$$

while the second term at the right-hand side of (16) can be rewritten by means of (12) as follows:

$$-(\varphi \Delta \chi_1, \varphi \chi_1) = \kappa_1^2 \|\varphi \chi_1\|^2 + (\varphi \chi_1', 2M_u \varphi \chi_1).$$

Integrating by parts with respect to  $u$  in the second term at the right-hand side of the last equality, we conclude from (16) that for any  $\varepsilon > 0$  there exists  $\mathcal{D} := \mathcal{D}_g \otimes \{\chi_1\} \subset C_0^\infty(\Omega)$  such that

$$\forall \psi \in \mathcal{D} : \quad \|\nabla \psi\|^2 - (\psi, K_u \psi) \leq (\kappa_1^2 + (C_+ / C_-^2) \varepsilon^2) \|\psi\|^2,$$

where

$$K_u := \frac{K}{1 - 2Mu + Ku^2}$$

is the Gauss curvature of the parallel surface  $\mathcal{L}(\Sigma \times \{u\})$ . This proves that  $\inf \sigma_{\text{ess}}(-\Delta - K_u) \leq \kappa_1^2$ . Since  $K_u$  vanishes at infinity by the assumption (13), i.e., the operator  $K_u(-\Delta + 1)^{-1}$  is compact in  $L^2(\Omega)$ , the same spectral result holds for the operator  $-\Delta$ .

*Remark 2:* Notice that only  $K \xrightarrow{\infty} 0$  is needed in order to establish the upper bound.

## V. GEOMETRICALLY INDUCED SPECTRUM

It was shown in Sec. IV that the threshold of the essential spectrum is stable under any deformation of the planar layer such that the deformed layer is still planar asymptotically in the sense of (13). The aim of this section is to prove the sufficient conditions (a)–(d) of the second part of Theorem 1, which guarantee the existence of spectrum below the energy  $\kappa_1^2$ . Since the spectral threshold of the planar layer is just  $\kappa_1^2$ , the spectrum below this value is induced by the curved geometry and it consists of discrete eigenvalues if the layer is asymptotically planar.

All the proofs here are based on the variational idea of finding a trial function  $\Psi$  from the form domain of  $-\Delta_D^\Omega$  such that

$$Q_1[\Psi] := Q[\Psi] - \kappa_1^2 \|\Psi\|^2 < 0. \quad (17)$$

The important technical tool needed to establish conditions (a)–(c) is the existence of appropriate mollifiers on  $\Sigma$  which is ensured by the following lemma.



*Lemma 1:* Assume  $\langle H1 \rangle$ . Then there exists a sequence  $\{\varphi_n\}_{n \in \mathbb{N}}$  of smooth functions with compact supports in  $\Sigma$  such that

- (1)  $\forall n \in \mathbb{N}: 0 \leq \varphi_n \leq 1$ ,
- (2)  $\|\nabla_g \varphi_n\|_g \xrightarrow{n \rightarrow \infty} 0$ ,
- (3)  $\varphi_n \xrightarrow{n \rightarrow \infty} 1$  uniformly on compacts of  $\Sigma$ .

*Proof:* If  $\langle H1 \rangle$  holds true then it follows from Ref. 9 that  $(\Sigma, g)$  is conformally equivalent to a closed surface from which a finite number of points have been removed. However, the integral  $\|\nabla_g \varphi_n\|_g$  is a conformal invariant and it is easy to find a sequence having the required properties on the “pierced” closed surface.  $\square$

This sequence enables us to regularize a generalized trial function which would give formally a negative value of the functional (17), however, it is not integrable in  $L^2(\Sigma)$ . Since the trial functions used below are adopted from Ref. 6 and the proofs using different mollifiers of Lemma 1 require just slight modifications, we will not go into great details in the proofs of conditions (a)–(c). The sufficient condition (d) does not use the mollifiers of Lemma 1. This condition is established by means of the fact that the sequence of trial functions employed in Ref. 6 for cylindrically symmetric layers was localized only at infinity of the layer.

#### A. Condition (a)

Using the first transverse mode (11) as the generalized trial function, one gets

$$Q_1[\varphi_n \chi_1] = \|\nabla \varphi_n| \chi_1\|^2 + (\varphi_n, K \varphi_n)_g.$$

Since  $|\nabla \varphi_n|$  can be estimated by  $|\nabla_g \varphi_n|_g$  by means of (7), the first term at the right-hand side tends to zero as  $n \rightarrow \infty$  due to Lemma 1. The second one tends to the total Gauss curvature  $\mathcal{K}$  because of Lemma 1 and the dominated convergence theorem. Hence, if  $\mathcal{K} < 0$ , we can find a finite  $n_0$  such that  $Q_1[\varphi_{n_0} \chi_1] < 0$ .

In the critical case, i.e.,  $\mathcal{K} = 0$ , one adds to  $\varphi_n \chi_1$  a small deformation term. Let  $\varepsilon$  be a real number, which will be specified later, and let  $j$  be an infinitely smooth positive function on  $\Sigma$  with a compact support in a region where the mean curvature  $M$  is nonzero and does not change sign. Defining  $\theta(x, u) := j(x)u\chi_1(u)$ , one can write

$$Q_1[\varphi_n \chi_1 + \varepsilon \theta] = Q_1[\varphi_n \chi_1] + 2\varepsilon Q_1(\theta, \varphi_n \chi_1) + \varepsilon^2 Q_1[\theta].$$

Since  $\mathcal{K} = 0$ , the first term at the right-hand side of this identity tends to zero as  $n \rightarrow \infty$ . The shifted quadratic form in the second term can be written as a sum of three terms:

$$Q_1(\theta, \varphi_n \chi_1) = (\theta, 2M_u \varphi_n \chi_1') + (\nabla \theta \chi_1, \nabla \varphi_n) - 2(\theta \nabla \chi_1, \nabla \varphi_n),$$

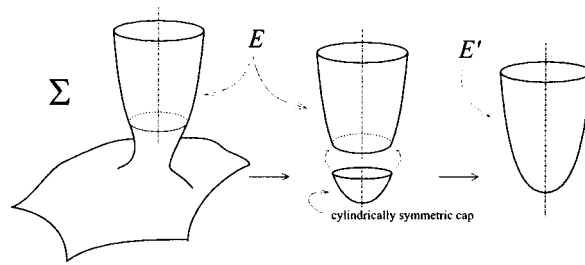
where the last two terms tend to zero as  $n \rightarrow \infty$  by means of the Schwarz inequality, the estimates (7) and Lemma 1, while an explicit calculation gives that the first integral is equal to  $-(j, M \varphi_n)_g$  which tends to a nonzero number  $-(j, M)_g$ . Since  $\theta$  does not depend on  $n$ , one gets

$$Q_1[\varphi_n \chi_1 + \varepsilon \theta] \xrightarrow{n \rightarrow \infty} -2\varepsilon (j, M)_g + \varepsilon^2 Q_1[\theta],$$

which may be made negative by choosing  $\varepsilon$  sufficiently small and of an appropriate sign.  $\square$

#### B. Conditions (b) and (c)

Here we use the trial function  $\psi_n(x, u) := (1 + M(x)u) \varphi_n(x) \chi_1(u)$ . Since

FIG. 6. Construction of a simply connected surface of revolution  $E'$  from a cylindrically symmetric end  $E \subset \Sigma$ .

$$\begin{aligned} \nabla \psi_n(\cdot, u) &= (1 + Mu)(\nabla \varphi_n) \chi_1(u) + (\nabla M)u \varphi_n \chi_1(u) \\ &\quad + ((1 + Mu)\kappa_1 \varphi_n \chi_1'(u) + M \varphi_n \chi_1(u)) \nabla u, \end{aligned} \quad (18)$$

it is easy to see that  $\psi_n \in \text{Dom } Q$  provided  $\nabla_g M \in L^2_{\text{loc}}(\Sigma)$ . In this context and for further considerations, we recall that the curvatures  $K$  and  $M$  are uniformly bounded, cf. (H2). One has

$$\begin{aligned} Q_1[\psi_n] &\leq 2((1 + a\|M\|_\infty)^2 \|\nabla \varphi_n\| \chi_1\|^2 + a^2 \|\nabla M\| \varphi_n \chi_1\|^2) \\ &\quad + (\varphi_n, (K - M^2) \varphi_n)_g + \frac{\pi^2 - 6}{12\kappa_1^2} (\varphi_n, KM^2 \varphi_n)_g. \end{aligned} \quad (19)$$

The inequality giving the factor 2 comes from the first line at the right-hand side of (18) and is established by means of Minkowski's inequality and evident estimates. The second line of (19) is the result of a direct calculation and concerns the terms of the second line of (18).

We start by checking the sufficient condition (c) of Theorem 1. If  $\nabla_g M$  is  $L^2$ -integrable and (H1) holds true, then all the terms at the right-hand side of (19) tend to finite values as  $n \rightarrow \infty$ , except for the first integral at the second line which tends to  $-\infty$  due to the assumption  $\mathcal{M} = +\infty$ . Hence we can find a finite  $n_0$  such that  $Q_1[\psi_{n_0}] < 0$ .

There are two observations which lead to the condition (b). First, the integral containing  $K - M^2$  in (19) is always negative for any nonplanar and noncompact surface, which can be seen by rewriting the difference of curvatures by means of the principal curvatures, i.e.,  $K - M^2 = -\frac{1}{4}(k_+ - k_-)^2$ . Second, the first term at the right-hand side of (19) tends to zero as  $n \rightarrow \infty$  because of (7) and Lemma 1, and the remaining ones vanish for  $n$  fixed as  $a \rightarrow 0$ . (For the latter we recall that  $\kappa_1^{-2}$  is proportional to  $a^2$ .) Hence we can find a sufficiently large  $n_0$  such that the sum of the first term at the right-hand side of (19) and the first integral at the second line of (19) is negative, and then choose the layer half-width  $a$  so small that  $Q_1[\psi_{n_0}] < 0$ .  $\square$

### C. Condition (d)

Let  $\Sigma$  contain a cylindrically symmetric end  $E$  with a positive total Gauss curvature,  $\mathcal{K}_E > 0$ .

Let us recall first the strategy employed in Ref. 6 to prove the existence of bound states in layers built over surfaces of revolution diffeomorphic to  $\mathbb{R}^2$  with a positive total Gauss curvature, i.e.,  $E = \Sigma$ . The essential ingredient is supplied by an information about the behavior of the mean curvature  $M$  at infinity. In particular, if  $\mathcal{K} > 0$ , then  $|M|(\det g)^{1/2}$  is bounded but does not vanish at infinity of  $\Sigma$  and neither  $M$  nor  $M^2$  are integrable in  $L^1(\Sigma)$ . On the other hand, the Gauss curvature is supposed to be integrable, cf. (H1). Constructing an appropriate family of trial functions  $\{\Psi_n\}_{n \in \mathbb{N}}$  that is localized at infinity (i.e.,  $\forall$  compact  $\Omega_c \subset \Omega \exists n \in \mathbb{N}$ :  $\text{supp } \Psi_n \cap \Omega_c = \emptyset$ ) one succeeds to eliminate the contribution of the Gauss curvature and, at the same time, to ensure that  $Q_1[\Psi_n]$  remains negative as  $n \rightarrow \infty$ . We refer to the proof of Theorem 6.1 in Ref. 6 for more details and an explicit form of  $\{\Psi_n\}_{n \in \mathbb{N}}$ .

The fact that the family of trial functions was localized at infinity makes it possible to extend the proof to our more general situation. If  $E \neq \Sigma$ , we construct from  $E$  a new cylindrically symmetric surface  $E'$  diffeomorphic to  $\mathbb{R}^2$  by attaching smoothly to it a cylindrically symmetric cap, i.e., a simply connected surface with a compact boundary (see Fig. 6). Since the attached surface is cylindrically symmetric and simply connected, its total Gauss curvature cannot be negative, which can be seen by the Gauss–Bonnet theorem and a natural parametrization, cf. Ref. 6, Sec. 6. Consequently, the total Gauss curvature of  $E'$  will not be less than the value  $\mathcal{K}_E$ . Since the latter is positive by assumption, the mean curvature of  $E'$  behaves at infinity like required for the use of  $\{\Psi_n\}_{n \in \mathbb{N}}$ , which proves the existence of spectrum below  $\kappa_1^2$  for the layer about  $E'$ . However, the identical asymptotic behavior holds for the mean curvature of  $E$  as well. Hence, in order to establish the desired spectral result for the initial  $\Omega$ , it is sufficient to construct the sequence  $\{\Psi_n\}_{n \in \mathbb{N}}$  only at the infinity of the cylindrically symmetric layer built over the end  $E$ .

## VI. CONCLUDING REMARKS

The main interest of this paper was the Dirichlet Laplacian,  $-\Delta_D^\Omega$ , in the layer region  $\Omega$  defined as a tubular neighborhood of a complete noncompact surface embedded in  $\mathbb{R}^3$ . Using an intrinsic approach to the geometry of  $\Omega$ , the conditions of the original paper,<sup>6</sup> sufficient to guarantee the existence of bound states below the essential spectrum of  $-\Delta_D^\Omega$ , were significantly extended to layers built over general surfaces without any strong topological restrictions; see Theorem 1 for the summary of the main results.

An important open problem is to decide whether the discrete spectrum exists also for layers over surfaces with  $\mathcal{K} > 0$  such that none of the conditions (b)–(d) of Theorem 1 is satisfied. (We remind that, due to Corollary 1, it concerns surfaces diffeomorphic to  $\mathbb{R}^2$  only.) In view of the condition (c), it would be very desirable to prove the following conjecture:

$$\mathcal{K} > 0 \Rightarrow \mathcal{M} = +\infty. \quad (20)$$

Taking into account the definition of  $K$  and  $M$  by means of the principal curvatures, it may seem that there is no reason to expect this property. However, the principal curvatures cannot be regarded as arbitrary functions because the first and second fundamental forms of  $\Sigma$  have to satisfy some integrability conditions (the Gauss and Codazzi–Mainardi equations). Note that we have proved the conjecture (20) for cylindrically symmetric surfaces in Ref. 6.

Finally, interesting spectral results are expected if the ambient space  $\mathbb{R}^3$  is replaced by an Euclidean space of higher dimension (more complicated normal bundle of  $\Sigma$ ) or even by a general Riemannian manifold (nontrivial structure of the ambient curvature tensor).

## ACKNOWLEDGMENTS

The authors wish to thank Pierre Duclos for useful discussions. The work has been partially supported by the “ACI” program of the French Ministry of Research, GA AS CR Grant No. IAA 1048101 and FCT/POCTI/FEDER, Portugal.

<sup>1</sup>P. Exner and P. Šeba, J. Math. Phys. **30**, 2574 (1989).

<sup>2</sup>P. Duclos and P. Exner, Rev. Math. Phys. **7**, 73 (1995).

<sup>3</sup>J. T. Londergan, J. P. Carini, and D. P. Murdock, *Binding and Scattering in Two-Dimensional Systems*, Lecture Notes in Physics, Vol. 60 (Springer, Berlin, 1999).

<sup>4</sup>J. Goldstone and R. L. Jaffe, Phys. Rev. B **45**, 14 100 (1992).

<sup>5</sup>W. Renger and W. Bulla, Lett. Math. Phys. **35**, 1 (1995).

<sup>6</sup>P. Duclos, P. Exner, and D. Krejčířik, Commun. Math. Phys. **223**, 13 (2001).

<sup>7</sup>P. Duclos, P. Exner, and D. Krejčířik, Ukr. J. Phys. **45**, 595 (2000).

<sup>8</sup>P. Exner and D. Krejčířik, J. Phys. A **34**, 5969 (2001).

<sup>9</sup>A. Huber, Comment. Math. Helv. **32**, 13 (1957).

<sup>10</sup>S. Cohn-Vossen, Compos. Math. **2**, 69 (1935).

<sup>11</sup>Y. Avishai, D. Bessis, B. G. Giraud, and G. Mantica, Phys. Rev. B **44**, 8028 (1991).

<sup>12</sup>E. B. Davies, *Spectral Theory and Differential Operators* (Cambridge University Press, Cambridge, 1995).

<sup>13</sup>H. Donnelly, Topology **20**, 1 (1981).