



# Towards a Biomanufacturing on Mars

## OPEN ACCESS

### Edited by:

Cyprien Verseux,  
University of Bremen, Germany

### Reviewed by:

Briardo Llorente,  
Macquarie University, Australia  
Ricardo Amils,  
Autonomous University of Madrid,  
Spain  
Ivan Glauco Paulino-Lima,  
Blue Marble Space Institute of Science  
(BMSIS), United States

### \*Correspondence:

Adam P. Arkin  
aparkin@lbl.gov  
and Aaron J. Berliner  
aaron.berliner@berkeley.edu

### †Present Address:

Anna Doloman,  
Laboratory of Microbiology,  
Wageningen University, Wageningen,  
Netherlands

### Specialty section:

This article was submitted to  
Astrobiology,  
a section of the journal  
Frontiers in Astronomy and Space  
Sciences

**Received:** 18 May 2021

**Accepted:** 01 July 2021

**Published:** 19 July 2021

### Citation:

Berliner AJ, Hilzinger JM, Abel AJ,  
McNulty MJ, Makrygiorgos G,  
Averesch NJ H, Sen Gupta S,  
Benvenuti A, Caddell DF,  
Cestellos-Blanco S, Doloman A,  
Friedline S, Ho D, Gu W, Hill A,  
Kusuma P, Lipsky I, Mirkovic M,  
Luis Meraz J, Pane V, Sander KB,  
Shi F, Skerker JM, Styer A,  
Valgardson K, Wetmore K, Woo S-G,  
Xiong Y, Yates K, Zhang C, Zhen S,  
Bugbee B, Clark DS, Coleman-Derr D,  
Mesbah A, Nandi S, Waymouth RM,  
Yang P, Criddle CS, McDonald KA,  
Seefeldt LC, Menezes AA and Arkin AP  
(2021) Towards a Biomanufacturing  
on Mars.  
Front. Astron. Space Sci. 8:711550.  
doi: 10.3389/fspas.2021.711550

Aaron J. Berliner<sup>1,2\*</sup>, Jacob M. Hilzinger<sup>1,2</sup>, Anthony J. Abel<sup>1,3</sup>, Matthew J. McNulty<sup>1,4</sup>,  
George Makrygiorgos<sup>1,3</sup>, Nils J. H. Averesch<sup>1,5</sup>, Soumyajit Sen Gupta<sup>1,6</sup>,  
Alexander Benvenuti<sup>1,6</sup>, Daniel F. Caddell<sup>1,7</sup>, Stefano Cestellos-Blanco<sup>1,8</sup>, Anna Doloman<sup>1,9†</sup>,  
Skyler Friedline<sup>1,2</sup>, Davian Ho<sup>1,2</sup>, Wenyu Gu<sup>1,5</sup>, Avery Hill<sup>1,2</sup>, Paul Kusuma<sup>1,10</sup>, Isaac Lipsky<sup>1,2</sup>,  
Mia Mirkovic<sup>1,2</sup>, Jorge Luis Meraz<sup>1,5</sup>, Vincent Pane<sup>1,11</sup>, Kyle B. Sander<sup>1,2</sup>, Fengzhe Shi<sup>1,3</sup>,  
Jeffrey M. Skerker<sup>1,2</sup>, Alexander Styer<sup>1,7</sup>, Kyle Valgardson<sup>1,9</sup>, Kelly Wetmore<sup>1,2</sup>,  
Sung-Geun Woo<sup>1,5</sup>, Yongao Xiong<sup>1,4</sup>, Kevin Yates<sup>1,4</sup>, Cindy Zhang<sup>1,2</sup>, Shuyang Zhen<sup>1,12</sup>,  
Bruce Bugbee<sup>1,10</sup>, Douglas S. Clark<sup>1,3,13</sup>, Devin Coleman-Derr<sup>1,7</sup>, Ali Mesbah<sup>1,3</sup>,  
Somen Nandi<sup>1,4,14</sup>, Robert M. Waymouth<sup>1,11</sup>, Peidong Yang<sup>1,3,8,15</sup>, Craig S. Criddle<sup>1,5</sup>,  
Karen A. McDonald<sup>1,4,14</sup>, Lance C. Seefeldt<sup>1,9</sup>, Amor A. Menezes<sup>1,6</sup> and Adam P. Arkin<sup>1,2,13\*</sup>

<sup>1</sup>Center for the Utilization of Biological Engineering in Space (CUBES), Berkeley, CA, United States, <sup>2</sup>Department of Bioengineering, University of California Berkeley, Berkeley, CA, United States, <sup>3</sup>Department of Chemical and Biomolecular Engineering, University of California Berkeley, Berkeley, CA, United States, <sup>4</sup>Department of Chemical Engineering, University of California Davis, Davis, CA, United States, <sup>5</sup>Department of Civil and Environmental Engineering, Stanford University, Stanford, CA, United States, <sup>6</sup>Department of Mechanical and Aerospace Engineering, University of Florida, Gainesville, FL, United States, <sup>7</sup>Department of Plant and Microbial Biology, University of California Berkeley, Berkeley, CA, United States, <sup>8</sup>Department of Materials Science and Engineering, University of California Berkeley, Berkeley, CA, United States, <sup>9</sup>Department of Chemistry and Biochemistry, Utah State University, Logan, UT, United States, <sup>10</sup>Department of Plants, Soils, and Climate, Utah State University, Logan, UT, United States, <sup>11</sup>Department of Chemistry, Stanford University, Stanford, CA, United States, <sup>12</sup>Department of Horticultural Sciences, Texas A&M University, College Station, TX, United States, <sup>13</sup>Lawrence Berkeley National Laboratory, Berkeley, CA, United States, <sup>14</sup>Global HealthShare Initiative, Davis, CA, United States, <sup>15</sup>Kavli Energy Nanosciences Institute, Berkeley, CA, United States

A crewed mission to and from Mars may include an exciting array of enabling biotechnologies that leverage inherent mass, power, and volume advantages over traditional abiotic approaches. In this perspective, we articulate the scientific and engineering goals and constraints, along with example systems, that guide the design of a surface biomanufacturing. Extending past arguments for exploiting stand-alone elements of biology, we argue for an integrated biomanufacturing plant replete with modules for microbial *in situ* resource utilization, production, and recycling of food, pharmaceuticals, and biomaterials required for sustaining future intrepid astronauts. We also discuss aspirational technology trends in each of these target areas in the context of human and robotic exploration missions.

**Keywords:** space systems bioengineering, human exploration, *in situ* resource utilization, life support systems, biomanufacturing

## 1 INTRODUCTION

Extended human stay in space or upon the surface of alien worlds like Mars introduces new mission elements that require innovation (Musk, 2017); among these are the biotechnological elements (Menezes et al., 2015a; Menezes et al., 2015b; Nangle et al., 2020a) that support human health, reduce costs, and increase operational resilience. The potential for a Mars mission in the early 2030s (Drake et al., 2010) underscores the urgency of developing a roadmap for advantageous space biotechnologies.

A major limiting factor of space exploration is the cost of launching goods into space (Wertz and Larson, 1996). The replicative capacity of biology reduces mission launch cost by producing goods



**FIGURE 1** | Artist's rendering of a crewed Martian biomanufacturing powered by photovoltaics, fed *via* atmospheric ISRU, and capable of food and pharmaceutical synthesis (FPS), *in situ* manufacturing (ISM), and biological loop closure (LC). Artwork by Davian Ho.

on-demand using *in situ* resources (Rapp, 2013), recycling waste products (Hendrickx et al., 2006), and interacting with other biological processes for stable ecosystem function (Gòdia et al., 2002). This trait not only lowers initial launch costs, but also minimizes the quantity and frequency of resupply missions that would otherwise be required due to limited food and pharmaceutical shelf-life (Du et al., 2011) on deep space missions. Biological systems also provide robust utility *via* genetic engineering, which can provide solutions to unforeseen problems and lower inherent risk (Menezes et al., 2015a; Berliner et al., 2019). For example, organisms can be engineered on-site to produce a pharmaceutical to treat an unexpected medical condition when rapid supply from Earth would be infeasible (McNulty et al., 2021). A so-called “biomanufacturing” for deep space missions (Menezes, 2018) based on *in situ* resource utilization and composed of integrated biologically-driven subunits capable of producing food, pharmaceuticals, and biomaterials (Figure 1) will greatly reduce launch and resupply cost, and is therefore critical to the future of human-based space exploration (Menezes et al., 2015a; Nangle et al., 2020a).

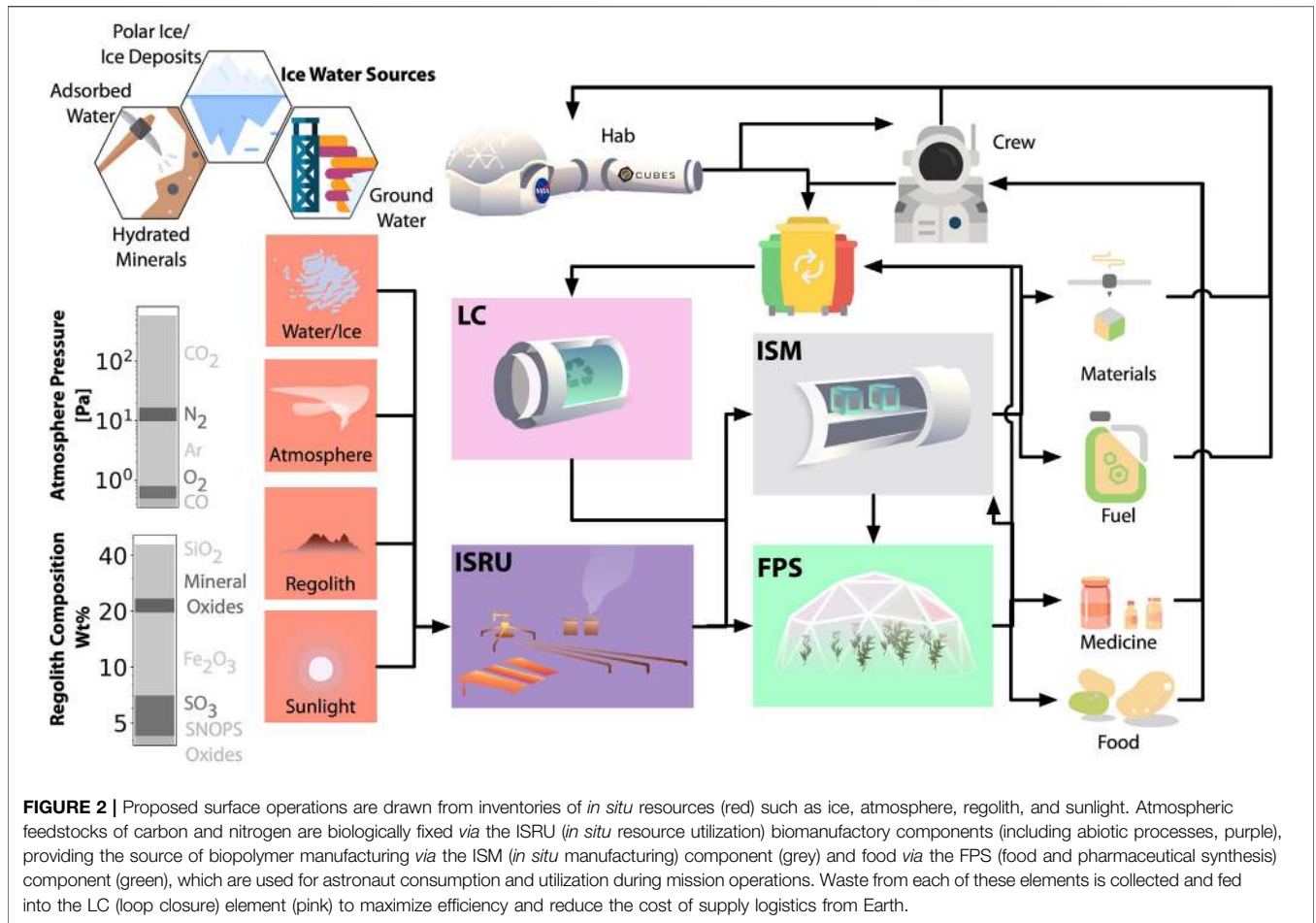
## 2 FEASIBILITY, NEEDS, AND MISSION ARCHITECTURE

The standard specifications for Mars exploration from 2009 (Drake et al., 2010) to 2019 (Linck et al., 2019) are not biomanufacturing-driven (Berliner et al., 2019) due to the novelty of space bioengineering. Here, we outline biotechnological support to produce food, medicine, and specialized construction materials on a long-term mission with six crew-members and surface operations for  $\sim 500$  sols (a Martian sol is  $\sim 40$  min longer than an Earth day) flanked by

two interplanetary transits of  $\sim 210$  days (Miele and Wang, 1999). We further assume predeployment cargo that includes *in situ* resource utilization (ISRU) hardware for Mars-ascent propellant production (Sanders, 2018), which is to be launched from Earth to a mission site. Additional supplies such as habitat assemblies (Hoffman and Kaplan, 1997; Cohen, 2015), photovoltaics (Landis, 2000; Landis et al., 2004), experimental equipment, and other non-living consumables (Benton, 2008) will be included.

The proposed biomanufacturing would augment processes for air generation and water and waste recycling and purification—typically associated with Environmental Control and Life Support Systems (ECLSS) (Gòdia et al., 2002; Hendrickx et al., 2006)—since its needs overlap but are broader, and drive a wider development of an array of ISRU, *in situ* manufacturing (ISM), food and pharmaceutical synthesis (FPS), and loop closure (LC) technologies (Figure 2).

Food, medicine, and gas exchange to sustain humans imposes important ECLSS feasibility constraints (Yeh et al., 2005; Yeh et al., 2009; Weber and Schnaitmann, 2016). These arise from a crewmember (CM) physiological profile, with an upper-bound metabolic rate of  $\sim 11$ – $13$  MJ/CM-sol that can be satisfied through prepackaged meals and potable water intake of 2.5 kg/CM-sol (Liskowsky and Seitz, 2010; Anderson et al., 2018). Sustaining a CM also entails providing oxygen at 0.8 kg/CM-sol and recycling the 1.04 kg/CM-sol of  $\text{CO}_2$ , 0.11 kg of fecal and urine solid, and 3.6 kg of water waste within a habitat kept at  $\sim 294$  K and  $\sim 70$  kPa. Proposed short duration missions lean heavily on chemical processes for life support with consumables sent from Earth (Drake et al., 2010). As the length of a mission increases, demands on the quantity and quality of consumables increase dramatically. As missions become more complex with longer surface operations, biotechnology offers methods for consumable production in



the form of edible crops and waste recycling through microbial digestion (Hendrickx et al., 2006). Advancements in biomanufacturing for deep space exploration will ensure a transition from short-term missions such as those on the ISS that are reliant on single-use-single-supply resources to long-term missions that are sustainable.

### 2.1 Biomanufacturing Systems Engineering

Efficiency gains in a biomanufacturing come in part from the interconnection (Figure 2) and modularity of various unit operations (Figures 3–6) (Crowell et al., 2018). However, different mission stage requirements for assembly, operation, timing, and productivity can lead to different optimal biomanufacturing system configurations. A challenge therefore exists for technology choice and process optimization to address the high flexibility, scalability, and infrastructure minimization needs of an integrated biomanufacturing. Current frameworks for biomanufacturing optimization do not dwell on these aspects. A series of new innovations in modeling processes and developing performance metrics specific to ECLSS biotechnology is called for, innovations that can suitably capture risk, modularity, autonomy, and recyclability. Concomitant invention in engineering infrastructure will also be required.

### 3 FOOD AND PHARMACEUTICAL SYNTHESIS

An estimated ~ 10,000 kg of food mass is required for a crew of six on a ~ 900 days mission to Mars (Menezes et al., 2015a). Food production for longer missions reduces this mission overhead and increases food store flexibility, bolsters astronaut mental health, revitalizes air, and recycles wastewater through transpiration and condensation capture (Vergari et al., 2010; Kyriacou et al., 2017). Pharmaceutical life support must address challenges of accelerated instability [~ 75% of solid formulation pharmaceuticals are projected to expire mid-mission at 880 days (Menezes et al., 2015a)], the need for a wide range of pharmaceuticals to mitigate a myriad of low probability medical risks, and the mismatch between the long re-supply times to Mars and often short therapeutic time windows for pharmaceutical treatment. Pharmaceutical production for longer missions can mitigate the impact of this anticipated instability and accelerate response time to unanticipated medical threats. In early missions, FPS may boost crew morale and supplement labile nutrients (Khodadad et al., 2020). As mission scale increases, FPS may meet important food and pharmaceutical needs (Cannon and Britt, 2019). A biomanufacturing that focuses on oxygenic photoautotrophs, namely plants, algae and cyanobacteria, enhances simplicity, versatility, and synergy with intersecting life

support systems (Gòdia et al., 2002; Wheeler, 2017) and a Martian atmosphere has been shown to support such biological systems (Verseux et al., 2021). While plant-based food has been the main staple considered for extended missions (Drake et al., 2010; Anderson et al., 2018; Cannon and Britt, 2019), the advent of cultured and 3D printed meat-like products from animal, plant and fungal cells may ultimately provide a scalable and efficient alternative to cropping systems (Cain, 2005; Pandurangan and Kim, 2015; Hindupur et al., 2019).

FPS organisms for Mars use must be optimized for growth and yields of biomass, nutrient, and pharmaceutical accumulation. Providing adequate and appropriate lighting will be a challenge of photoautotrophic-centric FPS on Mars (Massa et al., 2007; Kusuma et al., 2020). Developing plants and algae with reduced chloroplast light-harvesting antenna size has the potential to improve whole-organism quantum yield by increasing light penetration deeper into the canopy, which will reduce the fraction of light that is wastefully dissipated as heat and allow higher planting density (Friedland et al., 2019). Developing FPS organisms for pharmaceutical production is especially complicated, given the breadth of production modalities and pharmaceutical need (e.g., the time window of intervention response, and molecule class) (McNulty et al., 2021). Limited-resource pharmaceutical purification is also a critically important consideration that has not been rigorously addressed. Promising biologically-derived purification technologies (Werner et al., 2006; Mahmoodi et al., 2019) should be considered for processing drugs that require very high purity (e.g., injectables).

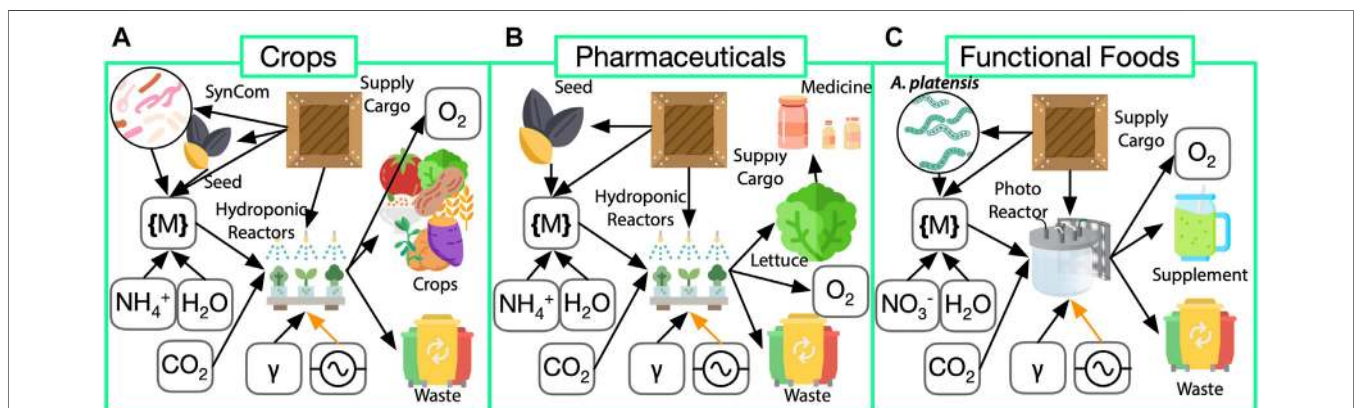
Developing FPS growth systems for Mars requires synergistic biotic and abiotic optimization, as indicated by lighting systems and plant microbiomes. For lighting, consider that recent advancements in LED efficiency now make LEDs optimal for crop growth in extraterrestrial systems (Hardy et al., 2020). The ideal spectra from tunable LEDs will likely be one with a high fraction of red photons for maximum production efficiency, but increasing the fraction of shorter wavelength

blue photons could increase crop quality (Johkan et al., 2010; Kusuma et al., 2021). Similarly, higher photon intensities increase production rates but decrease production efficiency. Understanding the associated volume and power/cooling requirement tradeoffs will be paramount to increasing overall system efficiency.

For microbiomes, consider that ISS open-air plant cultivation results in rapid and widespread colonization by atypically low-diversity bacterial and fungal microbiomes that often lead to plant disease and decreased plant productivity (Khodadad et al., 2020). Synthetic microbial communities (SynComs, **Figure 3A**) may provide stability and resilience to the plant microbiome and simultaneously improve the phenotype of host plants *via* the genes carried by community members. A subset of naturally occurring microbes are well known to promote growth of their plant hosts (Hassani et al., 2018), accelerate wastewater remediation and nutrient recycling (Nielsen, 2017), and shield plant hosts from both abiotic and biotic stresses (Caddell et al., 2019), including opportunistic pathogens (Bishop et al., 1997; Ryba-White et al., 2001; Leach et al., 2007). While SynCom design is challenging, the inclusion of SynComs in life support systems represents a critical risk-mitigation strategy to protect vital food and pharma resources. The application of SynComs to Mars-based agriculture motivates additional discussions in tradeoffs between customized hydroponics versus regolith-based farming, both of which will require distinct technology platforms and applied SynComs.

### 3.1 FPS Integration Into the Biomanufacturing

Our biomanufacturing FPS module has three submodules: crops, pharmaceuticals, and functional foods (**Figure 3**). The inputs to all three submodules (**Figure 3**) are nearly identical in needing H<sub>2</sub>O as an electron donor, CO<sub>2</sub> as a carbon source, and light as an energy source, with the required nitrogen source being organism-dependent (e.g., *Arthrospira platensis* requires nitrate). H<sub>2</sub>O, CO<sub>2</sub>, and light are directly available from the Martian environment. Fixed nitrogen comes from the biomanufacturing ISRU module. The submodules



**FIGURE 3** | FPS (green in **Figure 2**) system breakdown for biomanufacturing elements of **(A)** crops, **(B)** a biopharmaceutical, and **(C)** functional food production. In all cases, growth reactors require power (electrical current symbol  $\ominus$ ) and light ( $\gamma$ ). **(A)** Crop biomass and oxygen gas (O<sub>2</sub>) are produced from hydroponically grown plants using seeds and the set of media elements ( $\{M\}$ ) derived from supply cargo. The reactor is also supplied with an ammonium (NH<sub>4</sub><sup>+</sup>) nitrogen source and CO<sub>2</sub> carbon source from ISRU processes. **(B)** In a similar fashion, medicine can be produced from genetically modified crops such as lettuce **(C)** Functional foods such as nutritional supplements are produced *via* autotrophic growth of *Arthrospira platensis*. In all cases, biomass is produced, collected, and inedible biomass is distributed to the LC module for recycling. Orange lines indicate additional power supply to the system.



output O<sub>2</sub>, biomass, and waste products. However, the crop submodule (**Figure 3A**) chiefly outputs edible biomass for bulk food consumption, the pharmaceutical submodule (**Figure 3B**) synthesizes medicines, and the functional foods submodule (**Figure 3C**) augments the nutritional requirements of the crop submodule with microbially-produced vitamins (e.g., vitamin B<sub>12</sub>). These outputs will be consumed directly by crew-members, with waste products entering the LC module for recycling.

All submodules will have increased risk, modularity, and recyclability relative to traditional technological approaches. Increased risk is associated with biomass loss due to lower-than-expected yields, contamination, and possible growth system failure. Increased modularity over shipping known pharmaceuticals to Mars derives from the programmability of biology, and the rapid response time of molecular pharming in crops for as-needed production of biologics. Increased recyclability stems from the lack of packaging required for shipping food and pharmaceuticals from Earth, as well as the ability to recycle plant waste using anaerobic digestion.

At a systems integration level, FPS organism care will increase the crew time requirements for setup, maintenance, and harvesting compared to advance food and pharmaceutical shipments. However, overall cost impacts require careful scrutiny: crop growth likely saves on shipping costs, whereas pharmaceutical or functional food production on Mars may increase costs relative to shipping drugs and vitamins from Earth.

## 4 IN SITU MATERIALS MANUFACTURING

Maintaining FPS systems requires cultivation vessels/chambers, support structures, plumbing, and tools. Such physical objects represent elements of an inventory that, for short missions, will likely be a combination of predeployment cargo and supplies from the crewed transit vehicle (Drake et al., 2010). As mission duration increases, so does the quantity, composition diversity, and construction complexity of these objects. The extent of ISM for initial exploration missions is not currently specified (Drake et al., 2010). Nevertheless, recent developments (Owens et al., 2015; Moses and Bushnell, 2016; Owens and De Weck, 2016) imply that ISM will be critical for the generation of commodities and consumables made of plastics (Carranza et al., 2006), metals (Everton et al., 2016), composite-ceramics (Karl et al., 2020), and electronics (Werkheiser, 2015) as mission objects, with uses ranging from functional tools (Grenouilleau et al., 2000) to physical components of the life-supporting habitat (Owens et al., 2015).

Plastics will make up the majority of high-turnover items with sizes on the order of small parts to bench-top equipment, and will also account for contingencies (Prater et al., 2016). Biotechnology—specifically synthetic biology—in combination with additive manufacturing (Rothschild, 2016) has been proposed as a critical element towards the establishment of offworld manufacturing (Snyder et al., 2019) and can produce such polymeric constructs from basic feedstocks in a more compact and integrated way than chemical synthesis, because microbial bioreactors operate much closer to ambient conditions

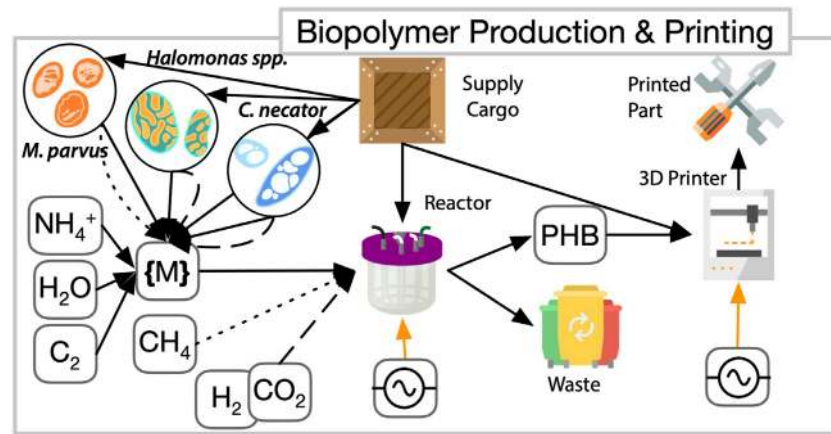
than chemical processes (Malik et al., 2015). The versatility of microbial metabolisms allows direct use of CO<sub>2</sub> from Mars' atmosphere, methane (CH<sub>4</sub>) from abiotic Sabatier processes (Hintze et al., 2018), and/or biologically synthesized C<sub>2</sub> compounds such as acetate, as well as waste biomass.

A class of bioplastics that can be directly obtained from microorganisms (Naik et al., 2008) are polyhydroxyalkanoates (PHAs). While the dominant natural PHA is poly (3-hydroxybutyrate) (PHB), microbes can produce various copolymers with an expansive range of physical properties (Myung et al., 2017). This is commonly accomplished through co-feeding with fatty acids or hydroxyalkanoates, which get incorporated in the polyester. These co-substrates can be sourced from additional process inputs or generated *in situ*. For example the PHA poly-lactic acid (PLA) can be produced by engineered *Escherichia coli* (Jung et al., 2010), albeit to much lower weight percent than is observed in organisms producing PHAs naturally. PHA composition can be modulated in other organisms (Rehm, 2010). The rapid development of synthetic biology tools for non-model organisms opens an opportunity to tune PHA production in high PHB producers and derive a range of high-performance materials.

Before downstream processing (melting, extrusion/molding), the intracellularly accumulating bioplastics need to be purified. The required degree of purity determines the approach and required secondary resources. Fused filament fabrication 3D-printing, which works well in microgravity (Prater et al., 2016; Prater et al., 2018), has been applied for PLA processing and may be extendable to other bio-polyesters. Ideally, additive manufacturing will be integrated in-line with bioplastics production and filament extrusion.

### 4.1 ISM Integration Into the Biomanufactory

**Figure 4** depicts the use of three organism candidates from genera *Cupriavidus*, *Methylocystis*, and *Halomonas* that can meet bioplastic production. This requires a different set of parameters to optimize their deployment, which strongly affects reactor design and operation. These microbes are capable of using a variety of carbon sources for bioplastic production, each with a trade-off. For example, leveraging C<sub>2</sub> feedstocks as the primary source will allow versatility in the microbe selection, but may be less efficient and autonomous than engineering a single organism like *Cupriavidus necator* to use CO<sub>2</sub> directly from the atmosphere. Alternatively, in the event that CH<sub>4</sub> is produced abiotically for ascent propellant (Musk, 2017), a marginal fraction of total CH<sub>4</sub> will be sufficient for producing enough plastic without additional hardware costs associated with ISRU C<sub>2</sub> production. Relying on *Halomonas* spp. in combination with acetate as substrate may allow very rapid production of the required bioplastic, but substrate availability constraints are higher than for CH<sub>4</sub> or CO<sub>2</sub>/H<sub>2</sub>. A terminal electron acceptor is required in all cases, which will almost certainly be O<sub>2</sub>. Supplying O<sub>2</sub> safely without risking explosive gas mixtures, or wasting the precious resource, is again a question of reactor design and operation. Certain purple non-sulfur alphaproteobacteria (e.g., *Rhodospirillum rubrum* (Brandl et al., 1989; Heinrich et al., 2016) and



**FIGURE 4** | ISM (grey in **Figure 2**) systems breakdown for biomanufacturing elements of biopolymer production and 3D-printing. 3D printed parts are fabricated from bioproduced plastics. Biopolyesters such as PHB, along with corresponding waste products, are formed in cargo-supplied reactors with the aid of microorganisms. A variety of available carbon feedstocks can serve as substrates for aerobic auto-, hetero-, or mixotrophic microorganisms such as *Cupriavidus necator*, *Methylocystis parvus* and *Halomonas* spp. All three microbes are capable of using  $C_2$  feedstocks (like acetate, indicated by solid line), while *C. necator* and *Methylocystis* can also use  $C_1$  feedstocks. The former utilizes a combination of  $CO_2$  and  $H_2$  (large dotted line), while only *M. parvus* can leverage  $CH_4$  (small dotted line).

*Rhodospseudomonas palustris* (Doud et al., 2017; Touloupakis et al., 2021)) also feature remarkable substrate flexibility and can produce PHAs (Averesch, 2021).

Bioplastic recovery and purification is a major challenge. To release the intracellular compound, an osmolytic process (Rathi et al., 2013) may be employed with the halophile (Tan et al., 2011; Chen et al., 2017). However, the transfer of cells into purified water and separation of the polyesters from the cell debris, potentially through several washing steps, may require substantial amounts of water. An alternative and/or complement to the common process for extraction of PHAs with halogenated organic solvents, is to use acetate or methanol as solvents (Anbukarasu et al., 2015; Aramvash et al., 2018). This is applicable independent of the organism and the inputs can be provided from other biomanufacturing modules.

The high crystallinity of pure PHB makes it brittle and causes it to have a narrow melting range, resulting in warp during extrusion and 3D-printing. Such behavior places operational constraints on processing and hampers applications to precision manufacturing (Marchessault and Yu, 2005). Workarounds may be through additives, biocomposite synthesis, and copolymerization. However, this ultimately depends on what biology can provide (Müller and Seebach, 1993). There is a need to advance space bio-platforms to produce more diverse PHAs through synthetic biology.

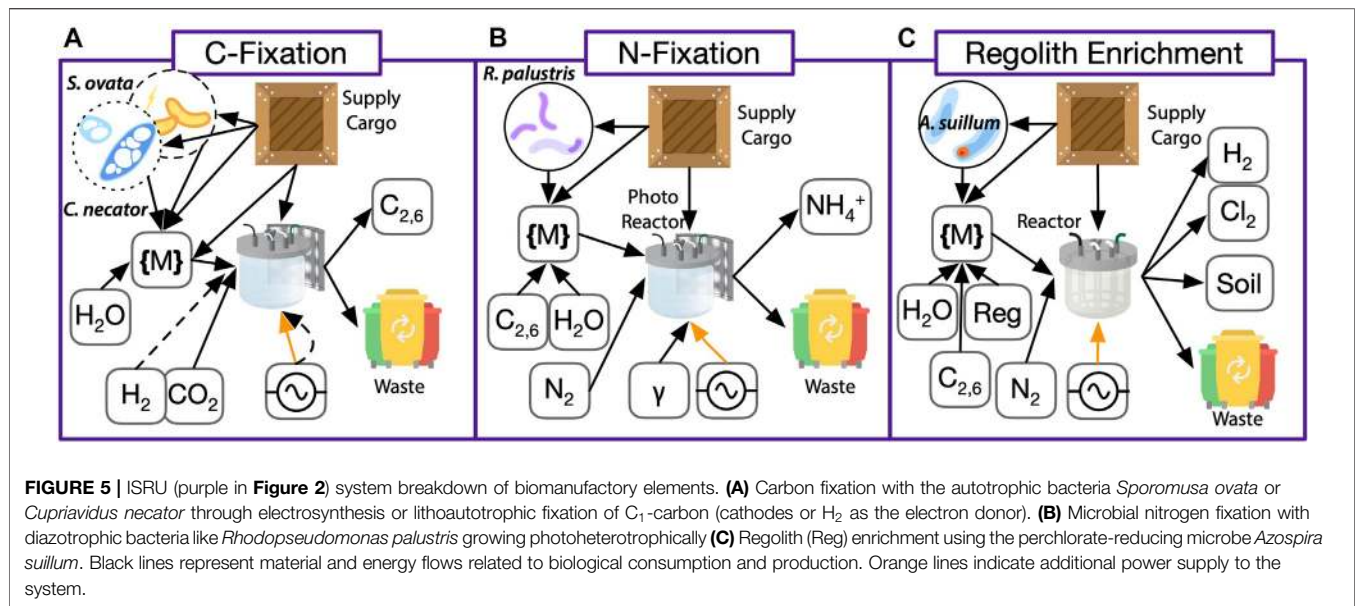
ISM of biomaterials can reduce the mission cost, increase modularity, and improve system recyclability compared to abiotic approaches. In an abiotic approach, plastics will be included in the payload, thereby penalizing up-mass at launch. As with elements of FPS and ISRU, ISM increases flexibility and can create contingencies during surface operations, therefore reducing mission risk. The high modularity of independent plastic production, filament formation, and 3D-printing allows for a versatile process, at the cost of greater resources required for systems operations.

Overall, this maximizes resource use and recyclability, by utilizing mission waste streams and byproducts for circular resource management.

## 5 IN SITU RESOURCE UTILIZATION

Biomanufacturing on Mars can be supported by flexible biocatalysts that extract resources from the environment and transform them into the complex products needed to sustain human life. The Martian atmosphere contains  $CO_2$  and  $N_2$  (Menezes et al., 2015a). Water and electrolytically produced  $O_2$  and  $H_2$  are critical to mission elements for any Mars mission. It is very likely that the expensive and energy-intensive Sabatier plants (Clark and Clark, 1997; Meier et al., 2017; Hintze et al., 2018) for  $CH_4$  production will be available per Design Reference Architecture (DRA 5.0) (Drake et al., 2010). While a Haber-Bosch plant could be set up for ammonia production, this is neither part of the current DRA (Drake et al., 2010) nor exceptionally efficient. Thus, for a biomanufacturing, we must have carbon fixation reactors to fix  $CO_2$  into feedstocks for non-methanotrophs, and have nitrogen fixation reactors to fix  $N_2$  to fulfill nitrogen requirements for non-diazotrophs. Trace elements and small-usage compounds can be transported from Earth, or in some cases extracted from the Martian regolith. In the case where power is provided from photocollection or photovoltaics, light energy will vary with location and season, and may be critical to power our bioreactors.

Although photosynthetic organisms are attractive for FPS, a higher demand for carbon-rich feedstocks and other chemicals necessitates a more rapid and efficient  $CO_2$  fixation strategy. Physicochemical conversion is inefficient due to high temperature and pressure requirements. Microbial electrosynthesis (MES), whereby reducing power is passed



from abiotic electrodes to microbes to power CO<sub>2</sub> reduction, can offer rapid and efficient CO<sub>2</sub> fixation at ambient temperature and pressure (Abel and Clark, 2020). MES can produce a variety of chemicals including acetate (Liu et al., 2015), isobutanol (Li et al., 2012), PHB (Liu et al., 2016), and sucrose (Nangle et al., 2020b), and therefore represents a flexible and highly promising ISRU platform technology (Abel et al., 2020).

Biological N<sub>2</sub>-fixation offers power- and resource-efficient ammonium production. Although photoautotrophic N<sub>2</sub> fixation with, for example, purple non-sulfur bacteria, is possible, slow growth rates due to the high energetic demand of nitrogenase limit throughput (Doloman and Seefeldt, 2020). Therefore, heterotrophic production with similar bacteria using acetate or sucrose as a feedstock sourced from electromicrobial CO<sub>2</sub>-fixation represents the most promising production scheme, and additionally benefits from a high degree of process redundancy with heterotrophic bioplastic production.

Regolith provides a significant inventory for trace elements (Fe, K, P, S, etc.) and, when mixed with the substantial cellulosic biomass waste from FPS processes, can facilitate recycling organic matter into fertilizer to support crop growth. However, regolith use is hampered by widespread perchlorate (Catling et al., 2010; Cull et al., 2010; Navarro-González et al., 2010), indicating that decontamination is necessary prior to enrichment or use. Dechlorination can be achieved *via* biological perchlorate reduction using one of many dissimilatory perchlorate reducing organisms (Byrne-Bailey and Coates, 2012; Davila et al., 2013; Wetmore et al., 2015; Bywaters and Quinn, 2016). Efforts to reduce perchlorate biologically have been explored independently and in combination with a more wholistic biological platform (Llorente et al., 2018). Such efforts to integrate synthetic biology into human exploration missions suggest that a

number of approaches should be considered within a surface biomanufacturing.

## 5.1 ISRU Integration Into the Biomanufacturing

A biomanufacturing must be able to produce and utilize feedstocks along three axes as depicted in **Figure 5**: CO<sub>2</sub>-fixation to supply a carbon and energy source for downstream heterotrophic organisms or to generate commodity chemicals directly, N<sub>2</sub>-fixation to provide ammonium and nitrate for plants and non-diazotrophic microbes, and regolith decontamination and enrichment for soil-based agriculture and trace nutrient provision. ISRU inputs are submodule and organism dependent, with all submodules requiring water and power. For the carbon fixation submodule (**Figure 5A**), CO<sub>2</sub> is supplied as the carbon source, and electrons are supplied as H<sub>2</sub> or directly *via* a cathode. Our proposed biocatalysts are the lithoautotrophic *Cupriavidus necator* for longer-chain carbon production [e.g., sucrose (Nangle et al., 2020b)] and the acetogen *Sporomusa ovata* for acetate production. *C. necator* is a promising chassis for metabolic engineering and scale-up (Nangle et al., 2020b), with *S. ovata* having one of the highest current consumptions for acetogens characterized to date (Logan et al., 2019). The fixed-carbon outputs of this submodule are then used as inputs for the other ISRU submodules (**Figures 5B,C**) in addition to the ISM module (**Figure 2**). The inputs to the nitrogen fixation submodule (**Figure 5B**) include fixed carbon feedstocks, N<sub>2</sub>, and light. The diazotrophic purple-non sulfur bacterium *Rhodospseudomonas palustris* is the proposed biocatalyst, as this bacterium is capable of anaerobic, light-driven N<sub>2</sub> fixation utilizing acetate as the carbon source, and has a robust genetic system allowing for rapid manipulation (Doloman and Seefeldt, 2020; Abel et al., 2020). The output product is fixed nitrogen in



the form of ammonium, which is used as a feedstock for the carbon-fixation submodule of ISRU along with the FPS and ISM modules. The inputs for the regolith enrichment submodule (**Figure 5C**) include regolith, fixed carbon feedstocks, and  $N_2$ . *Azospira suillum* is a possible biocatalyst of choice due to its dual use in perchlorate reduction and nitrogen fixation (Bywaters and Quinn, 2016). Regolith enrichment outputs include soil for the FPS module (in the event that solid support-based agriculture is selected instead of hydroponics),  $H_2$  that can be fed back into the carbon fixation submodule and the ISM module, chlorine gas from perchlorate reduction, and waste products.

Replicate ISRU bioreactors operating continuously in parallel with back-up operations lines can ensure a constant supply of the chemical feedstocks, commodity chemicals, and biomass for downstream processing in ISM and FPS operations. Integration of ISRU technologies with other biomanufacturing elements, especially anaerobic digestion reactors, may enable (near-)complete recyclability of raw materials, minimizing resource consumption and impact on the Martian environment (MacElroy and Wang, 1989; Pogue et al., 2002).

## 6 LOOP CLOSURE AND RECYCLING

Waste stream processing to recycle essential elements will reduce material requirements in the biomanufacturing. Typical feedstocks include inedible crop mass, human excreta, and other mission wastes. Space mission waste management traditionally focuses on water recovery and efficient waste storage through warm air drying and lyophilization (Yeh et al., 2005; Anderson et al., 2018). Mission trash can be incinerated to produce  $CO_2$ ,  $CO$ , and  $H_2O$  (Hintze et al., 2013). Pyrolysis, another abiotic technique, yields  $CO$  and  $H_2$  alongside  $CH_4$  (Serio et al., 2008). The Sabatier process converts  $CO_2$  and  $CO$  to  $CH_4$  by reacting with  $H_2$ . An alternate thermal degradation reactor (Caraccio et al., 2013), operating under varying conditions that promote pyrolysis, gasification, or incineration, yields various liquid and gaseous products. The fact remains however, that abiotic carbon recycling is inefficient with respect to desired product  $CH_4$ , and is highly energy-intensive.

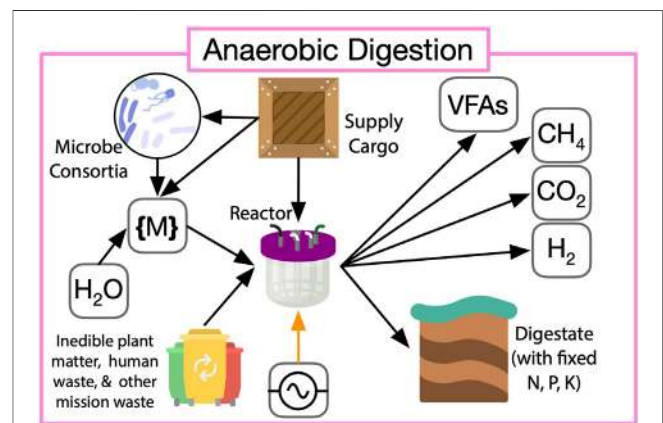
Microbes that recover resources from mission wastes are a viable option to facilitate loop closure. Aerobic composting produces  $CO_2$  and a nutrient-rich extract for plant and microbial growth (Ramirez-Perez et al., 2007; Ramirez-Perez et al., 2008). However, this process requires  $O_2$ , which will likely be a limited resource. Hence, anaerobic digestion, a multi-step microbial process that can produce a suite of end-products at lower temperature than abiotic techniques ( $\sim 35\text{--}55^\circ\text{C}$  compared to  $\sim 500\text{--}600^\circ\text{C}$ , an order of magnitude difference), is the most promising approach for a Mars biomanufacturing (Meegoda et al., 2018; Strazzer et al., 2018) to recycle streams for the ISM and FPS processes. Digestion products  $CH_4$  and volatile fatty acids (VFA, such as acetic acid) can be substrates for polymer-producing microbes (Myung et al., 2015; Chen et al., 2018). Digestate, with nutrients of N, P, and K, can be ideal for plant and microbial growth (Möller and Müller, 2012), as shown in **Figure 6**. Additionally, a  $CH_4$  and  $CO_2$

mixture serves as a biogas energy source, and byproduct  $H_2$  is also an energy source (Schievano et al., 2012; Khan et al., 2018).

Because additional infrastructure and utilities are necessary for waste processing, the extent of loop closure that is obtainable from a treatment route must be analyzed to balance yield with its infrastructure and logistic costs. Anaerobic digestion performance is a function of the composition and pretreatment of input waste streams (crop residuals, feces, urine, end-of-life bioproducts), as well as reaction strategies like batch or continuous, number of stages, and operation conditions such as organic loading rate, solids retention time, operating temperature, pH, toxic levels of inhibitors ( $H_2S$ ,  $NH_3$ , salt) and trace metal requirements (Rittmann and McCarty, 2001; Schievano et al., 2012; Aramrueang et al., 2016; Liu et al., 2018; Meegoda et al., 2018; Strazzer et al., 2018). Many of these process parameters exhibit trade-offs between product yield and necessary resources. For example, a higher waste loading reduces water demand, albeit at the cost of process efficiency. There is also a potential for multiple co-benefits of anaerobic digestion within the biomanufacturing. Anaerobic biodegradation of nitrogen-rich protein feedstocks, for example, releases free  $NH_3$  by ammonification. While  $NH_3$  is toxic to anaerobic digestion and must thus be managed (Rittmann and McCarty, 2001), it reacts with carbonic acid to produce bicarbonate buffer and ammonium, decreasing  $CO_2$  levels in the biogas and buffering against low pH. The resulting digestate ammonium can serve as a fertilizer for crops and nutrient for microbial cultures.

### 6.1 LC Integration Into the Biomanufacturing

FPS and ISM waste as well as human waste are inputs for an anaerobic digester, with output recycled products supplementing the ISRU unit. Depending on the configuration of the waste streams from the biomanufacturing and other mission elements, the operating conditions of the process can be varied to alter the efficiency and output profile. Open problems include the design and optimization of waste processing configurations and operations, and the identification



**FIGURE 6** | LC-based (pink in **Figure 2**) anaerobic digestion of mission waste such as inedible plant matter, microbial biomass, human, and other wastes produce methane, volatile fatty acids (VFAs), and digestate rich with key elemental nutrients (N, P, K), thereby supplementing ISRU operation.



of optimal end-product distributions based on a loop closure metric (Benvenuti et al., 2020) against mission production profiles, mission horizon, biomanufacturing feedstock needs, and the possible use of leftover products by other mission elements beyond the biomanufacturing. A comparison with abiotic waste treatment strategies (incineration and pyrolysis) is also needed, checking power demand, risk, autonomy, and modularity benefits.

## 7 DISCUSSION AND ROADMAP

Biomanufacturing development must be done in concert with planned NASA missions that can provide critical opportunities to test subsystems and models necessary to evaluate efficacy and technology readiness levels (TRLs) (Mankins, 1995). **Figure 7** is our attempt to place critical elements of a biomanufacturing roadmap into this context. We label critical mission stages using Reference Mission Architecture (RMA)-S and RMA-L, which refer to Mars surface missions with short (~30 sols) and long (>500 sols) durations, respectively.

Reliance on biotechnology can increase the risk of forward biological contamination (Piaseczny et al., 2019). Beyond contamination, there are ethical issues that concern both the act of colonizing a new land and justifying the cost and benefits of a mission given needs of the many here on earth. Our roadmap begins with the call for an extensive and ongoing discussion of ethics (**Figure 7 A**). Planetary protection policies can provide answers or frameworks to address extant ethical questions surrounding deep-space exploration, especially on Mars (Rivkin et al., 2020; Tavares et al., 2020). Critically, scientists and engineers developing these technologies cannot be separate or immune to such policy development.

### 7.1 Autonomous Martian Surface Missions

**Figure 7 B** denotes the interconnection between current Martian mission objects (Mars InSight Landing Pres, 2018; Mars Science Laboratory L, 2012; Baldwin et al., 2016; MAVEN Press Kit, 2013; Mars Reconnaissance Orbit, 2006; Mars Express: A Decade of Observing the Red Planet, 2013; Mars Odyssey Arrival Pres, 2001) and Earth-based process development elements for a biomanufacturing (**Figures 3–6**). Together with *en route* autonomous surface missions (Mars Helicopter/Ingenuity, 2020; Mars 2020 Perseverance La, 2020) (**Figure 7 C**), these missions provide a roadmap for continued mission development based on landing location biosignatures (Bussey and Hoffman, 2016; Vago et al., 2017). The biomanufacturing (**Figures 3–6**) will require ample water in media, atmospheric gas feedstocks, and power that can be bounded by measurements from autonomous missions. Upcoming sample return missions offer an opportunity to shape the design of ISRU processes such as regolith decontamination from perchlorate and nitrogen enrichment for crop growth. Additional orbiters (Jedrey et al., 2016) and lander/rover pairs (**Figure 7 D**) have been planned and will aid in the selection of a landing site for short term Martian

exploration missions (**Figure 7 J, K**). Such locations will be determined based on water/ice mining/availability (McKay et al., 2013) as depicted in **Figure 7 I**. These missions can be deployed with specific payloads to experimentally validate biomanufacturing elements. Low TRL biotechnologies can be flown as experimental packages on upcoming rovers and landers, offering the possibility for TRL advancement of biology-driven subsystems. Planning for such testing will require coordination with, and validation on, ISS and satellite payloads (**Figure 7 E**), for instance, to understand the impact of Martian gravity, to contrast levels of radiation exposure, and so on.

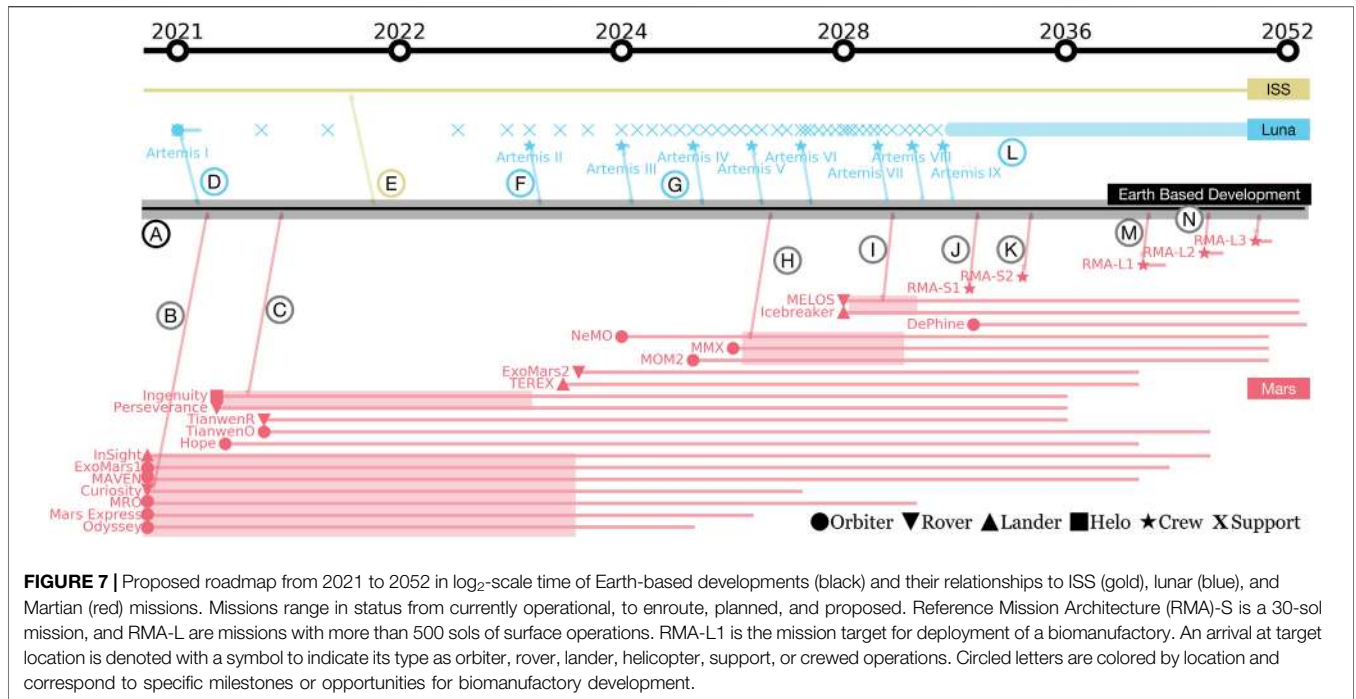
### 7.2 Artemis Operations

The upcoming lunar exploration missions, Artemis (Smith et al., 2020) and Gateway (Crusan et al., 2019), provide additional opportunities for integration with Earth-based biomanufacturing development. Early support missions (**Figure 7 G, H**) will provide valuable experience in cargo predeployment for crewed operations, and is likely to help shape logistics development for short-term (**Figure 7 J, K**) as well as long-term Mars exploration missions (**Figure 7 M**) when a biomanufacturing can be deployed. Here we present a subset of Artemis efforts as they relate to mission elements with opportunities for testing and maturing biomanufacturing technology. Although ISRU technologies for the Moon and Mars will be sufficiently distinct due to different resource availabilities, crewed Artemis missions (**Figure 7 F, G**) provide a testing ground for crewed Mars bioprocess infrastructure. Later Artemis missions (**Figure 7 L**) also provide a suitable environment to test modular, interlocked, scalable reactor design, as well as the design of compact molecular biology labs for DNA synthesis and transformation. Since these technologies are unlikely to be mission critical during Artemis, their TRL can be increased and their risk factors studied through in-space evaluation.

The Artemis missions also provide a testbed to evaluate the space-based evolution of microbes and alterations of seedstocks as a risk inherent to the biological component of the biomanufacturing. This risk can be mitigated by incorporating backup seed and microbial freezer stocks to reset the system. However, ensuring that native and/or engineered traits remain robust over time is critical to avoid the resource penalties that are inherent to such a reset. Consequently, while optimal organisms and traits can be identified and engineered prior to a mission, testing their long-term performance on future NASA missions prior to inclusion in life support systems will help to assess whether engineered traits are robust to off-planet growth, whether microbial communities are stable across crop generations, and whether the *in situ* challenges that astronauts will face when attempting to reset the biomanufacturing system are surmountable. Quantifying these uncertainties during autonomous and crewed Artemis missions will inform tradeoff and optimization studies during the design of an enhanced life support system for Martian surface bio-operations.

### 7.3 Human Exploration of Mars

Crewed surface operations of ~30 sols by four to six astronauts are projected (Drake et al., 2010) to begin in 2031 (**Figure 7 O**),



with an additional mission similar in profile in 2033 (Figure 7 Ⓚ). Given the short duration, a mission-critical biomanufacturing as described herein is unlikely to be deployed. However, these short-term, crewed missions RMA-S1, S2 provide opportunities to increase the TRL of biomanufacturing elements for ~ 500 sol surface missions RMA-L1 (Figure 7 Ⓜ) in ~ 2040 and RMA-L2 (Figure 7 Ⓝ) in ~ 2044. Building on the abiotic ISRU from early Artemis missions, we propose that RMA-S1 carry experimental systems for C-and-N-fixation processes such that a realized biomanufacturing element can be properly scaled (Figure 5). Since RMA-S1, S2 will be crewed, regolith process testing becomes more feasible to be tested onsite on the surface of Mars, than during a complex sample return mission. Additionally, while relying on prepacked food for consumption, astronauts in RMA-S1 will be able to advance the TRL of platform combinations of agriculture hardware, crop cultivars, and operational procedures. An example is growing crops under various conditions (Figure 3A) to validate that a plant microbiome can provide a prolonged benefit in enclosed systems, and to determine resiliency in the event of pathogen invasion or a loss of microbiome function due to evolution. Additionally, the TRL for crop systems can be re-evaluated on account of partial gravity and/or microgravity.

The RMA-S1 and RMA-S2 crews will be exposed for the first time to surface conditions after interplanetary travel, allowing for an initial assessment of health effects that can be contrasted to operations on the lunar surface (Figure 7 Ⓣ), and that may be alleviated by potential biomanufacturing pharmaceutical and functional food outputs (Figures 3B,C). The RMA-S1 and RMA-S2 mission ISRU and FPS

experiments will also provide insight into the input requirements for downstream biomanufacturing processes. ISM technologies such as bioplastic synthesis and additive manufacture (Figure 4) can be evaluated for sufficient TRL. Further, loop closure performance for several desired products can also be tested. This will help estimate the impact of waste stream characteristics changes on recycling (Brémond et al., 2018).

### 7.4 Moving Forward

We have outlined the design and future deployment of a biomanufacturing to support human surface operations during a 500 days manned Mars mission. We extended previous stand-alone biological elements with space use potential into an integrated biomanufacturing system by bringing together the important systems of ISRU, synthesis, and recycling, to yield food, pharmaceuticals, and biomaterials. We also provided an envelope of future design, testing, and biomanufacturing element deployment in a roadmap that spans Earth-based system development, testing on the ISS, integration with lunar missions, and initial construction during shorter-term initial human forays on Mars. The innovations necessary to meet the challenges of low-cost, energy and mass efficient, closed-loop, and regenerable biomanufacturing for space will undoubtedly yield important contributions to forwarding sustainable biomanufacturing on Earth. We anticipate that the path towards instantiating a biomanufacturing will be replete with science, engineering, and ethical challenges. But that is the excitement—part-and-parcel—of the journey to Mars.

## DATA AVAILABILITY STATEMENT

The original contributions presented in the study are included in the article, further inquiries can be directed to the corresponding authors.

## AUTHOR CONTRIBUTIONS

AJB, JMH, AJA, and APA conceived the concept based on the Center for the Utilization of Biological Engineering in Space

## REFERENCES

- Abel, A. J., and Clark, D. S. (2020). A Comprehensive Modeling Analysis of Formate-Mediated Microbial Electrosynthesis, *ChemSusChem* 14, 344–355. doi:10.1002/cssc.202002079
- Abel, A. J., Hilzinger, J. M., Arkin, A. P., and Clark, D. S. (2020). Systems-informed Genome Mining for Electroautotrophic Microbial Production. *bioRxiv*. doi:10.1101/2020.12.07.414987
- Anbukarasu, P., Sauvageau, D., and Elias, A. (2015). Tuning the Properties of Polyhydroxybutyrate Films Using Acetic Acid via Solvent Casting. *Sci. Rep.* 5, 17884. doi:10.1038/srep17884
- Anderson, M. S., Ewert, M. K., and Keener, J. F. Life Support Baseline Values and Assumptions Document (2018).
- Aramrueang, N., Rapport, J., and Zhang, R. (2016). Effects of Hydraulic Retention Time and Organic Loading Rate on Performance and Stability of Anaerobic Digestion of *Spirulina Platensis*. *Biosyst. Eng.* 147, 174–182. doi:10.1016/j.biosystemseng.2016.04.006
- Aramvash, A., Moazzeni Zavareh, F., and Gholami Banadkuki, N. (2018). Comparison of Different Solvents for Extraction of Polyhydroxybutyrate from *Cupriavidus Necator*. *Eng. Life Sci.* 18, 20–28. doi:10.1002/elsc.201700102
- Averesch, N. J. H. (2021). Choice of Microbial System for In-Situ Resource Utilization on Mars. *Front. Astron. Space Sci.* 8. doi:10.3389/fspas.2021.700370
- [Dataset] Baldwin, E., Clark, S., Scuka, D., and O'Flaherty, K. ExoMars 2016: Analysing Atmospheric Gases for Signs of Active Biological or Geological Processes on Mars, and Testing Key Landing Technologies (2016).
- Benton, M. (2008). "Crew and Cargo Landers for Human Exploration of Mars-Vehicle System Design," in 44th AIAA/ASME/SAE/ASEE Joint Propulsion Conference Exhibit, 5156. doi:10.2514/6.2008-5156
- Benvenuti, A. J., Drecksler, S. R., Sen Gupta, S., Menezes, A. A., J-Benvenuti, A., R-Drecksler, S., et al. (2020). "Design of Anaerobic Digestion Systems for Closed Loop Space Biomanufacturing," in 50th International Conference on Environmental Systems (ICES).
- Berliner, A. J., Makrygiorgos, G., Mirkovic, M., Menezes, A. A., Mesbah, A., and Arkin, A. P. (2019). Towards a Biomanufacturing-Driven Reference Mission Architecture for Long-Term Human Mars Exploration. *LPICo* 2089, 6261.
- Bishop, D. L., Levine, H. G., Kropp, B. R., and Anderson, A. J. (1997). Seedborne Fungal Contamination: Consequences in Space-Grown Wheat. *Phytopathology* 87, 1125–1133. doi:10.1094/phyto.1997.87.11.1125
- Brandl, H., Knee, E. J., Fuller, R. C., Gross, R. A., and Lenz, R. W. (1989). Ability of the Phototrophic Bacterium *Rhodospirillum Rubrum* to Produce Various Poly( $\beta$ -Hydroxyalkanoates): Potential Sources for Biodegradable Polyesters. *Int. J. Biol. Macromolecules* 11, 49–55. doi:10.1016/0141-8130(89)90040-8
- Brémond, U., de Buyer, R., Steyer, J.-P., Bernet, N., and Carrere, H. (2018). Biological Pretreatments of Biomass for Improving Biogas Production: an Overview from Lab Scale to Full-Scale. *Renew. Sustain. Energy Rev.* 90, 583–604. doi:10.1016/j.rser.2018.03.103
- Bussey, B., and Hoffman, S. J. (2016). "Human Mars Landing Site and Impacts on Mars Surface Operations," in IEEE Aerospace Conference (IEEE), 1–21. doi:10.1109/aero.2016.7500775
- (CUBES) that was established by AJB, BB, DSC, DCD, AM, SN, RMW, PY, CSC, KAM, LCS, AAM, and APA. All authors wrote and edited the manuscript with grouped efforts led by JMH, AJA, AJB, MJM, NJHA, SSG, and GM.

## FUNDING

This material is based upon work supported by NASA under grant or cooperative agreement award number NNX17AJ31G.

- Byrne-Bailey, K. G., and Coates, J. D. (2012). Complete Genome Sequence of the Anaerobic Perchlorate-Reducing Bacterium *Azospira Suillum* Strain PS. *J. Bacteriol.* 194, 2767–2768. doi:10.1128/jb.00124-12
- Bywaters, K. F., and Quinn, R. C. (2016). Perchlorate-Reducing Bacteria: Evaluating the Potential for Growth Utilizing Nutrient Sources Identified on Mars. *Lunar Planet. Sci. Conf.* 47, 2946.
- Caddell, D. F., Deng, S., and Coleman-Derr, D. (2019). Role of the Plant Root Microbiome in Abiotic Stress Tolerance. *Seed Endophytes*. Springer Nature Switzerland AG, 273–311. doi:10.1007/978-3-030-10504-4\_14
- Cain, F. (2005). Artificial Meat Could Be Grown on a Large Scale. *Universe Today*.
- Cannon, K. M., and Britt, D. T. (2019). Feeding One Million People on Mars. *New Space* 7, 245–254. doi:10.1089/space.2019.0018
- Caraccio, A. J., Hintze, P., Anthony, S. M., Devor, R. W., Captain, J. G., and Muscatello, A. C. (2013). "Trash-to-gas: Converting Space Trash into Useful Products," in 43rd International Conference on Environmental Systems (ICES). doi:10.2514/6.2013-3440AIAA 2013-3440
- Carranza, S., Makel, D. B., and Blizman, B. (2006). "In Situ manufacturing of Plastics and Composites to Support H<sub>2</sub>R Exploration," in AIP Conference Proceedings (American Institute of Physics), 813, 1122–1129.
- Catling, D. C., Claire, M. W., Zahnle, K. J., Quinn, R. C., Clark, B. C., Hecht, M. H., et al. (2010). Atmospheric Origins of Perchlorate on Mars and in the Atacama. *J. Geophys. Res. Planets* 115. doi:10.1029/2009je003425
- Chen, J., Li, W., Zhang, Z.-Z., Tan, T.-W., and Li, Z.-J. (2018). Metabolic Engineering of *Escherichia coli* for the Synthesis of Polyhydroxyalkanoates Using Acetate as a Main Carbon Source. *Microb. Cel Fact* 17, 102. doi:10.1186/s12934-018-0949-0
- Chen, X., Yin, J., Ye, J., Zhang, H., Che, X., Ma, Y., et al. (2017). Engineering *Halomonas Bluephagenesis* TD01 for Non-sterile Production of Poly(3-Hydroxybutyrate-Co-4-Hydroxybutyrate). *Bioresour. Technol.* 244, 534–541. doi:10.1016/j.biortech.2017.07.149
- Clark, D., and Clark, D. (1997). "In-situ Propellant Production on Mars-A Sabatier/electrolysis Demonstration Plant," in 33rd Joint Propulsion Conference and Exhibit, 2764.
- Cohen, M. M. (2015). "First Mars Habitat Architecture," in AIAA SPACE 2015 Conference and Exposition, 4517. doi:10.2514/6.2015-4517
- Crowell, L. E., Lu, A. E., Love, K. R., Stockdale, A., Timmick, S. M., Wu, D., et al. (2018). On-demand Manufacturing of Clinical-Quality Biopharmaceuticals. *Nat. Biotechnol.* 36, 988–995. doi:10.1038/nbt.4262
- Crusan, J., Bleacher, J., Caram, J., Craig, D., Goodliff, K., Herrmann, N., et al. (2019). "NASA's Gateway: An Update on Progress and Plans for Extending Human Presence to Cislunar Space," in 2019 IEEE Aerospace Conference (IEEE), 1–19. doi:10.1109/aero.2019.8741561
- Cull, S. C., Arvidson, R. E., Catalano, J. G., Ming, D. W., Morris, R. V., Mellon, M. T., et al. (2010). Concentrated Perchlorate at the Mars Phoenix Landing Site: Evidence for Thin Film Liquid Water on Mars. *Geophys. Res. Lett.* 37. doi:10.1029/2010gl045269
- [Dataset] 2001 Mars Odyssey Arrival Press Kit (2001).
- Davila, A. F., Willson, D., Coates, J. D., and McKay, C. P. (2013). Perchlorate on Mars: a Chemical hazard and a Resource for Humans. *Int. J. Astrobiology* 12, 321–325. doi:10.1017/s1473550413000189
- Doloman, A., and Seefeldt, L. C. (2020). An Experimentally Evaluated Thermodynamic Approach to Estimate Growth of Photoheterotrophic



- Purple Non-sulfur Bacteria. *Front. Microbiol.* 11, 540378. doi:10.3389/fmicb.2020.540378
- Doud, D. F. R., Holmes, E. C., Richter, H., Molitor, B., Jander, G., and Angenent, L. T. (2017). Metabolic Engineering of *Rhodospseudomonas Palustris* for the Obligate Reduction of N-Butyrate to N-Butanol. *Biotechnol. Biofuels* 10, 1–11. doi:10.1186/s13068-017-0864-3
- Drake, B. G., Hoffman, S. J., and Beaty, D. W. (2010). "Human Exploration of Mars, Design Reference Architecture 5.0," in Aerospace Conference, 2010 IEEE (IEEE), 1–24. doi:10.1109/aero.2010.5446736
- Du, B., Daniels, V. R., Vaksman, Z., Boyd, J. L., Crady, C., and Putcha, L. (2011). Evaluation of Physical and Chemical Changes in Pharmaceuticals Flown on Space Missions. *Aaps J.* 13, 299–308. doi:10.1208/s12248-011-9270-0
- Everton, S. K., Hirsch, M., Stravroulakis, P., Leach, R. K., and Clare, A. T. (2016). Review of In-Situ Process Monitoring and In-Situ Metrology for Metal Additive Manufacturing. *Mater. Des.* 95, 431–445. doi:10.1016/j.matdes.2016.01.099
- Friedland, N., Negi, S., Vinogradova-Shah, T., Wu, G., Ma, L., Flynn, S., et al. (2019). Fine-tuning the Photosynthetic Light Harvesting Apparatus for Improved Photosynthetic Efficiency and Biomass Yield. *Sci. Rep.* 9, 1–12. doi:10.1038/s41598-019-49545-8
- Gòdia, F., Albiol, J., Montesinos, J. L., Pérez, J., Creus, N., Cabello, F., et al. (2002). MELISSA: a Loop of Interconnected Bioreactors to Develop Life Support in Space. *J. Biotechnol.* 99, 319–330. doi:10.1016/s0168-1656(02)00222-5
- Grenouilleau, J. C., Housseini, O., and Pérès, F. (2000). In-Situ Rapid Spares Manufacturing and its Application to Human Space Missions. *Space* 2000, 42–48. doi:10.1061/40479(204)5
- Hardy, M., Wheeler, R., Ewert, M., Kusuma, P., and Bugbee, B. (2020). "Providing Photons for Food in Regenerative Life Support: A Comparative Analysis of Solar Fiber Optic and Electric Light Systems," in 50th International Conference on Environmental Systems (ICES).
- Hassani, M. A., Durán, P., and Hacquard, S. (2018). Microbial Interactions within the Plant Holobiont. *Microbiome* 6, 58. doi:10.1186/s40168-018-0445-0
- Heinrich, D., Raberg, M., Fricke, P., Kenny, S. T., Morales-Gamez, L., Babu, R. P., et al. (2016). Synthesis Gas (Syngas)-Derived Medium-Chain-Length Polyhydroxyalkanoate Synthesis in Engineered *Rhodospirillum Rubrum*. *Appl. Environ. Microbiol.* 82, 6132–6140. doi:10.1128/aem.01744-16
- Hendrickx, L., De Wever, H., Hermans, V., Mastroleo, F., Morin, N., Wilmotte, A., et al. (2006). Microbial Ecology of the Closed Artificial Ecosystem MELISSA (Micro-ecological Life Support System Alternative): Reinventing and Compartmentalizing the Earth's Food and Oxygen Regeneration System for Long-Haul Space Exploration Missions. *Res. Microbiol.* 157, 77–86. doi:10.1016/j.resmic.2005.06.014
- Hindupur, A., Ball, N., Kagawa, H., Kostakis, A., Levri, J., Sims, K., et al. BioNutrients-1: On-Demand Production of Nutrients in Space (2019).
- Hintze, P., Meier, A., and Shah, M. (2018). "Sabatier System Design Study for a Mars ISRU Propellant Production Plant," in 48th International Conference on Environmental Systems.
- Hintze, P. E., Caraccio, A., Anthony, S. M., DeVor, R., Captain, J. G., Tsoras, A., et al. (2013). "Trash-to-gas: Using Waste Products to Minimize Logistical Mass during Long Duration Space Missions," in AIAA SPACE 2013 Conference and Exposition, 5326. doi:10.2514/6.2013-5326
- Hoffman, S. J., and Kaplan, D. I. (1997). *Human Exploration of Mars: The Reference mission of the NASA Mars Exploration Study Team*, Vol. 6107. National Aeronautics and Space Administration, Lyndon B. Johnson Space Center. [Dataset] Jedrey, T., Lock, R., and Matsumoto, M. Conceptual Studies for the Next Mars Orbiter (NeMO) (2016).
- Johkan, M., Shoji, K., Goto, F., Hashida, S.-n., and Yoshihara, T. (2010). Blue Light-Emitting Diode Light Irradiation of Seedlings Improves Seedling Quality and Growth after Transplanting in Red Leaf Lettuce. *horts* 45, 1809–1814. doi:10.21273/HORTSCI.45.12.1809
- Jung, Y. K., Kim, T. Y., Park, S. J., and Lee, S. Y. (2010). Metabolic Engineering of *Escherichia Colifor* the Production of Polylactic Acid and its Copolymers. *Biotechnol. Bioeng.* 105, 161–171. doi:10.1002/bit.22548
- Karl, D., Kamutzi, F., Lima, P., Gili, A., Duminy, T., Zocca, A., et al. (2020). Sintering of Ceramics for clay *In Situ* Resource Utilization on Mars. *Open Ceramics* 3. doi:10.1016/j.oceram.2020.100008
- Khan, M. A., Ngo, H. H., Guo, W., Liu, Y., Zhang, X., Guo, J., et al. (2018). Biohydrogen Production from Anaerobic Digestion and its Potential as Renewable Energy. *Renew. Energ.* 129, 754–768. doi:10.1016/j.renene.2017.04.029
- Khodadad, C. L. M., Hummerick, M. E., Spencer, L. E., Dixit, A. R., Richards, J. T., Romeyn, M. W., et al. (2020). Microbiological and Nutritional Analysis of Lettuce Crops Grown on the International Space Station. *Front. Plant Sci.* 11, 199. doi:10.3389/fpls.2020.00199
- Kusuma, P., Pattison, P. M., and Bugbee, B. (2020). From Physics to Fixtures to Food: Current and Potential LED Efficacy. *Hortic. Res.* 7, 1–9. doi:10.1038/s41438-020-0283-7
- Kusuma, P., Swan, B., and Bugbee, B. (2021). Does Green Really Mean Go? Increasing the Fraction of Green Photons Promotes Growth of Tomato but Not Lettuce or Cucumber. *Plants*. 10 (4). doi:10.3390/plants10040637
- Kyriacou, M. C., De Pascale, S., Kyrtzsis, A., and Roupheal, Y. (2017). Microgreens as a Component of Space Life Support Systems: A Cornucopia of Functional Food. *Front. Plant Sci.* 8, 1587. doi:10.3389/fpls.2017.01587
- Landis, G., Kerslake, T., Scheiman, D., and Jenkins, P. (2004). "Mars Solar Power," in 2nd International Energy Conversion Engineering Conference, 5555. doi:10.2514/6.2004-5555
- Landis, G. A. (2000). Solar Cell Selection for Mars. *IEEE Aerosp. Electron. Syst. Mag.* 15, 17–21. doi:10.1109/62.821659
- Leach, J. E., Ryba-White, M., Sun, Q., Wu, C. J., Hilaire, E., Gartner, C., et al. (2007). Plants, Plant Pathogens, and Microgravity-Aa Deadly Trio. *Gravit. Space Biol. Bull.* 14, 15–23.
- Li, H., Opgenorth, P. H., Wernick, D. G., Rogers, S., Wu, T.-Y., Higashide, W., et al. (2012). Integrated Electromicrobial Conversion of CO<sub>2</sub> to Higher Alcohols. *Science* 335, 1596. doi:10.1126/science.1217643
- Linck, E., Crane, K. W., Zuckerman, B. L., Corbin, B. A., Myers, R. M., Williams, S. R., et al. (2019). *Evaluation of a Human Mission to Mars by 2033*. Washington, DC: IDA Science and Technology Policy Institute.
- Liskowsky, D. R., and Seitz, W. W. (2010). Human Integration Design Handbook. *Washington, DC, Rep. NASA/SP-2010-3407*. NASA.
- Liu, C., Wang, W., Anwar, N., Ma, Z., Liu, G., and Zhang, R. (2018). Effect of Organic Loading Rate on Anaerobic Digestion of Food Waste under Mesophilic and Thermophilic Conditions. *Energy Fuels* 31, 2976–2984.
- Liu, C., Colón, B. C., Ziesack, M., Silver, P. A., and Nocera, D. G. (2016). Water Splitting-Biosynthetic System with CO<sub>2</sub>reduction Efficiencies Exceeding Photosynthesis. *Science* 352, 1210–1213. doi:10.1126/science.aaf5039
- Liu, C., Gallagher, J. J., Sakimoto, K. K., Nichols, E. M., Chang, C. J., Chang, M. C. Y., et al. (2015). Nanowire-Bacteria Hybrids for Unassisted Solar Carbon Dioxide Fixation to Value-Added Chemicals. *Nano Lett.* 15, 3634–3639. doi:10.1021/acs.nanolett.5b01254
- Llorente, B., Williams, T., and Goold, H. (2018). The Multiplanetary Future of Plant Synthetic Biology. *Genes* 9, 348. doi:10.3390/genes9070348
- Logan, B. E., Rossi, R., Ragab, A. a., and Saikaly, P. E. (2019). Electroactive Microorganisms in Bioelectrochemical Systems. *Nat. Rev. Microbiol.* 17, 307–319. doi:10.1038/s41579-019-0173-x
- MacElroy, R. D., and Wang, D. (1989). Waste Recycling Issues in Bioregenerative Life Support. *Adv. Space Res.* 9, 75–84. doi:10.1016/0273-1177(89)90031-8
- Mahmoodi, S., Pourhassan-Moghaddam, M., Wood, D. W., Majdi, H., and Zarghami, N. (2019). Current Affinity Approaches for Purification of Recombinant Proteins. *Cogent Biol.* 5, 1665406. doi:10.1080/23312025.2019.1665406
- Malik, M. R., Yang, W., Patterson, N., Tang, J., Wellinghoff, R. L., Preuss, M. L., et al. (2015). Production of High Levels of Poly-3-Hydroxybutyrate in Plastids of *Camelina Sativaseeds*. *Plant Biotechnol. J.* 13, 675–688. doi:10.1111/pbi.12290
- Mankins, J. C. (1995). Technology Readiness Levels. *White Paper, April* 6, 1995.
- Marchessault, R. H., and Yu, G. (2005). Crystallization and Material Properties of Polyhydroxyalkanoates PHAs. *Biopolymers Online Biol. Chem. Biotechnol. Appl.* 3. doi:10.1002/3527600035.bpol3b07
- [Dataset] Mars 2020 Perseverance Launch Press Kit (2020).
- [Dataset] Mars Express: A Decade of Observing the Red Planet (2013).
- [Dataset] Mars Helicopter/Ingenuity (2020).
- [Dataset] Mars InSight Landing Press Kit (2018).
- [Dataset] Mars Reconnaissance Orbiter Arrival Press Kit (2006).
- [Dataset] Mars Science Laboratory Landing Press Kit (2012).

- Massa, G. D., Emmerich, J. C., Morrow, R. C., Bourget, C. M., and Mitchell, C. A. (2007). Plant-growth Lighting for Space Life Support: a Review. *Gravit. Space Res.* 19.
- [Dataset] MAVEN Press Kit (2013).
- McKay, C. P., Stoker, C. R., Glass, B. J., Davé, A. I., Davila, A. F., Heldmann, J. L., et al. (2013). The Icebreaker Life Mission to Mars: a Search for Biomolecular Evidence for Life. *Astrobiology* 13, 334–353. doi:10.1089/ast.2012.0878
- McNulty, M. J., Xiong, Y., Yates, K., Karuppanan, K., Hilzinger, J. M., Berliner, A. J., et al. (2021). Molecular Pharming to Support Human Life on the Moon, Mars, and beyond. *Crit. Rev. Biotechnol.* 0, 1–16. doi:10.1080/07388551.2021.1888070
- Meegoda, J., Li, B., Patel, K., and Wang, L. (2018). A Review of the Processes, Parameters, and Optimization of Anaerobic Digestion. *Ijerp* 15, 2224. doi:10.3390/ijerp15102224
- Meier, A., Shah, M., Hintze, P., Petersen, E., and Muscatello, A. (2017). “Mars Atmospheric Conversion to Methane and Water: An Engineering Model of the Sabatier Reactor with Characterization of Ru/al<sub>2</sub>O<sub>3</sub> for Long Duration Use on Mars,” in 47th International Conference on Environmental Systems.
- Menezes, A. A. (2018). Realizing a Self-Reproducing Space Factory with Engineered and Programmed Biology. *LPICo* 2063, 3145.
- Menezes, A. A., Cumbers, J., Hogan, J. A., and Arkin, A. P. (2015). Towards Synthetic Biological Approaches to Resource Utilization on Space Missions. *J. R. Soc. Interf.* 12, 20140715. doi:10.1098/rsif.2014.0715 (The Royal Society)
- Menezes, A. A., Montague, M. G., Cumbers, J., Hogan, J. A., and Arkin, A. P. (2015). Grand Challenges in Space Synthetic Biology. *J. R. Soc. Interf.* 12, 20150803. doi:10.1098/rsif.2015.0803
- Miele, A., and Wang, T. (1999). Optimal Transfers from an Earth Orbit to a Mars Orbit. *Acta Astronautica* 45, 119–133. doi:10.1016/s0094-5765(99)00109-5
- Möller, K., and Müller, T. (2012). Effects of Anaerobic Digestion on Digestate Nutrient Availability and Crop Growth: a Review. *Eng. Life Sci.* 12, 242–257. doi:10.1002/elsc.201100085
- Moses, R. W., and Bushnell, D. M. Frontier Iin-Ssitu Resource Utilization for Enabling Sustained Human Presence on Mars (2016).
- Müller, H.-M., and Seebach, D. (1993). Poly(hydroxyalkanoates): A Fifth Class of Physiologically Important Organic Biopolymers?. *Angew. Chem. Int. Ed. Engl.* 32, 477–502. doi:10.1002/anie.199304771
- Musk, E. (2017). Making Humans a Multi-Planetary Species. *New Space* 5, 46–61. doi:10.1089/space.2017.29009.emu
- Myung, J., Flanagan, J. C. A., Waymouth, R. M., and Criddle, C. S. (2017). Expanding the Range of Polyhydroxyalkanoates Synthesized by Methanotrophic Bacteria through the Utilization of omega-hydroxyalkanoate Co-substrates. *AMB Expr.* 7, 118. doi:10.1186/s13568-017-0417-y
- Myung, J., Wang, Z., Yuan, T., Zhang, P., Van Nostrand, J. D., Zhou, J., et al. (2015). Production of Nitrous Oxide from Nitrite in Stable Type II Methanotrophic Enrichments. *Environ. Sci. Technol.* 49, 10969–10975. doi:10.1021/acs.est.5b03385
- Naik, S., Venu Gopal, S. K., and Somal, P. (2008). Bioproduction of Polyhydroxyalkanoates from Bacteria: a Metabolic Approach. *World J. Microbiol. Biotechnol.* 24, 2307–2314. doi:10.1007/s11274-008-9745-z
- Nangle, S. N., Wolfson, M. Y., Hartsough, L., Ma, N. J., Mason, C. E., Merighi, M., et al. (2020). The Case for Biotech on Mars. *Nat. Biotechnol.* 38, 401–407. doi:10.1038/s41587-020-0485-4
- Nangle, S. N., Ziesack, M., Buckley, S., Trivedi, D., Loh, D. M., Nocera, D. G., et al. (2020). Valorization of CO<sub>2</sub> through Lithoautotrophic Production of Sustainable Chemicals in Cupriavidus Necator. *Metab. Eng.* 62, 207–220. doi:10.1016/j.ymben.2020.09.002
- Navarro-González, R., Vargas, E., de La Rosa, J., Raga, A. C., and McKay, C. P. (2010). Reanalysis of the Viking Results Suggests Perchlorate and Organics at Midlatitudes on Mars. *J. Geophys. Res. Planets* 115. doi:10.1029/2010je003599
- Nielsen, P. H. (2017). Microbial Biotechnology and Circular Economy in Wastewater Treatment. *Microb. Biotechnol.* 10, 1102–1105. doi:10.1111/1751-7915.12821
- Owens, A., and De Weck, O. (2016). Systems Analysis of In-Space Manufacturing Applications for the International Space Station and the Evolvable Mars Campaign. *AIAA SPACE* 2016, 5394. doi:10.2514/6.2016-5394
- Owens, A., Do, S., Kurtz, A., and Weck, O. (2015). “Benefits of Additive Manufacturing for Human Exploration of Mars,” in 45th International Conference on Environmental Systems.
- Pandurangan, M., and Kim, D. H. (2015). A Novel Approach for *In Vitro* Meat Production. *Appl. Microbiol. Biotechnol.* 99, 5391–5395. doi:10.1007/s00253-015-6671-5
- Piaseczny, J., Brecht, A. S., Som, S. M., Tavares, F., and Wilhelm, M. B. (2019). Atmospheric Dispersal of Contamination Sourced from a Putative Human Habitat on Mars. *AGUFM* 2019, P51C-P08.
- Pogue, G. P., Lindbo, J. A., Garger, S. J., and Fitzmaurice, W. P. (2002). MAKING ANALLY FROM ANENEMY: Plant Virology and the New Agriculture. *Annu. Rev. Phytopathol.* 40, 45–74. doi:10.1146/annurev.phyto.40.021102.150133
- Prater, T. J., Bean, Q. A., Beshears, R. D., Rolin, T. D., Werkheiser, N. J., Ordóñez, E. A., et al. (2016). Summary Report on Phase I Results from the 3D Printing in Zero G Technology Demonstration mission, Volume I. *Tech. Rep.*
- Prater, T. J., Werkheiser, N. J., and Ledbetter, F. E., III (2018). Summary Report on Phase I and Phase II Results from the 3D Printing in Zero-G Technology Demonstration Mission. *Tech. Rep.* Vol. II.
- Ramirez-Perez, J. C., Hogan, J. A., and Strom, P. F. (2007). Inedible Biomass Biodegradation for Advanced Life Support Systems: I. Composting Reactor and Kinetics. *habitation (elmsford)* 11, 105–122. doi:10.3727/154296607783948713
- Ramirez-Perez, J. C., Hogan, J. A., and Strom, P. F. (2008). Inedible Biomass Biodegradation for Advanced Life Support Systems: II. Compost Quality and Resource Recovery. *habitation (elmsford)* 11, 163–172. doi:10.3727/154296608785908615
- Rapp, D. (2013). Mars ISRU Technology. *Use of Extraterrestrial Resources for Human Space Missions to Moon or Mars*. Springer Nature Switzerland AG, 31–90. doi:10.1007/978-3-642-32762-9\_2
- Rathi, D.-N., Amir, H. G., Abed, R. M. M., Kosugi, A., Arai, T., Sulaiman, O., et al. (2013). Polyhydroxyalkanoate Biosynthesis and Simplified Polymer Recovery by a Novel Moderately Halophilic Bacterium Isolated from Hypersaline Microbial Mats. *J. Appl. Microbiol.* 114, 384–395. doi:10.1111/jam.12083
- Rehm, B. H. A. (2010). Bacterial Polymers: Biosynthesis, Modifications and Applications. *Nat. Rev. Microbiol.* 8, 578–592. doi:10.1038/nrmicro2354
- Rittmann, B. E., and McCarty, P. L. (2001). *Environmental Biotechnology: Principles and Applications*. New York, NY: McGraw-Hill Education.
- Rivkin, A. S., Milazzo, M., Venkatesan, A., Frank, E., Vidauri, M. R., Metzger, P., et al. (2020). Asteroid Resource Utilization: Ethical Concerns and Progress. arXiv preprint arXiv:2011.03369.
- Rothschild, L. J. (2016). Synthetic Biology Meets Bioprinting: Enabling Technologies for Humans on Mars (And Earth). *Biochem. Soc. Trans.* 44, 1158–1164. doi:10.1042/BST20160067
- Ryba-White, M., Nedukha, O., Hilaire, E., Guikema, J. A., Kordyum, E., and Leach, J. E. (2001). Growth in Microgravity Increases Susceptibility of Soybean to a Fungal Pathogen. *Plant Cell Physiol.* 42, 657–664. doi:10.1093/pcp/pce082
- Sanders, G. Current NASA Plans for Mars *In Situ* Resource Utilization (2018).
- Schievano, A., Tenca, A., Scaglia, B., Merlino, G., Rizzi, A., Daffonchio, D., et al. (2012). Two-Stage vs Single-Stage Thermophilic Anaerobic Digestion: Comparison of Energy Production and Biodegradation Efficiencies. *Environ. Sci. Technol.* 46, 8502–8510. doi:10.1021/es301376n
- Serio, M., Kroo, E., Florczak, E., Wójtowicz, M., Wignarajah, K., Hogan, J., et al. (2008). Pyrolysis of Mixed Solid Food, Paper, and Packaging Wastes. *Tech. Rep.* doi:10.4271/2008-01-2050
- Smith, M., Craig, D., Herrmann, N., Mahoney, E., Krezel, J., McIntyre, N., et al. (2020). “The Artemis Program: An Overview of NASA’s Activities to Return Humans to the Moon,” in 2020 IEEE Aerospace Conference (IEEE), 1–10. doi:10.1109/aero47225.2020.9172323
- Snyder, J. E., Walsh, D., Carr, P. A., and Rothschild, L. J. (2019). A Makerspace for Life Support Systems in Space. *Trends Biotechnology* 37, 1164–1174. doi:10.1016/j.tibtech.2019.05.003
- Strazzera, G., Battista, F., Garcia, N. H., Frison, N., and Bolzonella, D. (2018). Volatile Fatty Acids Production from Food Wastes for Biorefinery Platforms: A Review. *J. Environ. Manag.* 226, 278–288. doi:10.1016/j.jenvman.2018.08.039
- Tan, D., Xue, Y.-S., Aibaidula, G., and Chen, G.-Q. (2011). Unsterile and Continuous Production of Polyhydroxybutyrate by Halomonas TD01. *Bioresour. Technol.* 102, 8130–8136. doi:10.1016/j.biortech.2011.05.068

- Tavares, F., Buckner, D., Burton, D., McKaig, J., Prem, P., Ravanis, E., et al. (2020). Ethical Exploration and the Role of Planetary Protection in Disrupting Colonial Practices. arXiv preprint arXiv:2010.08344.
- Touloupakis, E., Poloniataki, E. G., Ghanotakis, D. F., and Carozzi, P. (2021). Production of Biohydrogen And/or Poly- $\beta$ -Hydroxybutyrate by *Rhodospseudomonas* Sp. Using Various Carbon Sources as Substrate. *Appl. Biochem. Biotechnol.* 193, 307–318. doi:10.1007/s12010-020-03428-1
- Vago, J. L., Westall, F., Coates, A. J., Jaumann, R., Korablev, O., Ciarletti, V., et al. Pasteur Instrument Teams, Landing S; PI (2017). Habitability on Early Mars and the Search for Biosignatures with the ExoMars Rover. *Astrobiology* 17, 471–510. doi:10.1089/ast.2016.1533
- Vergari, F., Tibuzzi, A., and Basile, G. (2010). An Overview of the Functional Food Market: from Marketing Issues and Commercial Players to Future Demand from Life in Space. *Bio-Farms for Nutraceuticals*, 308–321. doi:10.1007/978-1-4419-7347-4\_23(Springer)
- Verseux, C., Heinicke, C., Ramalho, T. P., Determann, J., Duckhorn, M., Smagin, M., et al. (2021). A Low-Pressure, N<sub>2</sub>/CO<sub>2</sub> Atmosphere Is Suitable for Cyanobacterium-Based Life-Support Systems on Mars. *Front. Microbiol.* 12, 67. doi:10.3389/fmicb.2021.611798
- Weber, J., and Schnaitmann, J. (2016). “A New Human Thermal Model for the Dynamic Life Support System Simulation V-HAB,” in 46th International Conference on Environmental Systems.
- Werkheiser, N. In-space Manufacturing: Pioneering a Sustainable Path to Mars (2015).
- Werner, S., Marillonnet, S., Hause, G., Klimyuk, V., and Gleba, Y. (2006). Immunoabsorbent Nanoparticles Based on a Tobamovirus Displaying Protein A. *Proc. Natl. Acad. Sci.* 103, 17678–17683. doi:10.1073/pnas.0608869103
- Wertz, J. R., and Larson, W. J. (1996). *Reducing Space mission Cost*. Torrance, CA: Microcosm Press Torrance.
- Wetmore, K. M., Price, M. N., Waters, R. J., Lamson, J. S., He, J., Hoover, C. A., et al. (2015). Rapid Quantification of Mutant Fitness in Diverse Bacteria by Sequencing Randomly Bar-Coded Transposons. *mBio* 6, 1–15. doi:10.1128/mBio.00306-15
- Wheeler, R. M. (2017). Agriculture for Space: People and Places Paving the Way. *Open Agric.* 2, 14–32. doi:10.1515/opag-2017-0002
- Yeh, H. H. J., Brown, C. B., and Jeng, F. J. Tool for Sizing Analysis of the Advanced Life Support System (2005).
- Yeh, H. Y., Brown, C. B., Anderson, M. S., Ewert, M. K., and Jeng, F. F. (2009). ALSSAT Development Status. *Tech. Rep.* doi:10.4271/2009-01-2533

**Conflict of Interest:** The authors declare that the research was conducted in the absence of any commercial or financial relationships that could be construed as a potential conflict of interest.

Copyright © 2021 Berliner, Hilzinger, Abel, McNulty, Makrygiorgos, Aversch, Sen Gupta, Benvenuti, Caddell, Cestellos-Blanco, Doloman, Friedline, Ho, Gu, Hill, Kusuma, Lipsky, Mirkovic, Luis Meraz, Pane, Sander, Shi, Skerker, Styer, Valgardson, Wetmore, Woo, Xiong, Yates, Zhang, Zhen, Bugbee, Clark, Coleman-Derr, Mesbah, Nandi, Waymouth, Yang, Criddle, McDonald, Seefeldt, Menezes and Arkin. This is an open-access article distributed under the terms of the Creative Commons Attribution License (CC BY). The use, distribution or reproduction in other forums is permitted, provided the original author(s) and the copyright owner(s) are credited and that the original publication in this journal is cited, in accordance with accepted academic practice. No use, distribution or reproduction is permitted which does not comply with these terms.