


Cite this: *Chem. Sci.*, 2021, 12, 12866

All publication charges for this article have been paid for by the Royal Society of Chemistry

## Transition metal-catalyzed organic reactions in undivided electrochemical cells

Cong Ma, Ping Fang, Dong Liu, Ke-Jin Jiao, Pei-Sen Gao, Hui Qiu and Tian-Sheng Mei \*

Transition metal-catalyzed organic electrochemistry is a rapidly growing research area owing in part to the ability of metal catalysts to alter the selectivity of a given transformation. This conversion mainly focuses on transition metal-catalyzed anodic oxidation and cathodic reduction and great progress has been achieved in both areas. Typically, only one of the half-cell reactions is involved in the organic reaction while a sacrificial reaction occurs at the counter electrode, which is inherently wasteful since one electrode is not being used productively. Recently, transition metal-catalyzed paired electrolysis that makes use of both anodic oxidation and cathodic reduction has attracted much attention. This perspective highlights the recent progress of each type of electrochemical reaction and relatively focuses on the transition metal-catalyzed paired electrolysis, showcasing that electrochemical reactions involving transition metal catalysis have advantages over conventional reactions in terms of controlling the reaction activity and selectivity and figuring out that transition metal-catalyzed paired electrolysis is an important direction of organic electrochemistry in the future and offers numerous opportunities for new and improved organic reaction methods.

Received 22nd July 2021  
Accepted 24th August 2021

DOI: 10.1039/d1sc04011a

rsc.li/chemical-science

### 1. Introduction

Synthetic methodologists are perpetually motivated to develop useful reactions that are also maximally sustainable. The past decade has witnessed a rapid increase in the use of electrochemical methods to accomplish new transformations of small organic molecules. Seminal electrochemical synthetic advances since the advent of the battery (in the year 1800)<sup>1</sup> include the Kolbe electrolysis (1847),<sup>2</sup> the Tafel rearrangement (1907),<sup>3</sup> the Shono oxidation (1984),<sup>4</sup> the Simons fluorination (1949),<sup>5a</sup> and the Baizer adiponitrile synthesis (1964).<sup>5b</sup> The culmination of the development of electrochemical techniques, methods, and equipment has allowed the current electrochemical organic synthesis renaissance.

The intersection of electrocatalysis and transition metal catalysis has resulted in a rapidly growing subdiscipline that seeks to unite the sustainable nature of electrochemistry and the chemoselective, regioselective, and stereoselective hallmarks of organotransition metal-catalyzed synthetic methods. The merger of these disciplines has proven successful in that the use of stoichiometric redox additives can be avoided and other limitations of more conventional methods have been overcome.<sup>6</sup> Typically, though, only one of the two half-cell electrochemical

reactions is used productively while a sacrificial reaction occurs at the counter electrode, which is wasteful. Paired electrolysis has garnered much attention since it could make use of both cathode and anode and thereby maximize the energy efficiency so long as the innate redox properties of the cathodic and anodic reactions are properly matched. Fortunately, the redox properties of an organotransition metal complex could be tuned *via* the modification of the organic ligand. Ultimately, paired electrolysis could permit simultaneous anodic oxidation and cathodic reduction of different catalytic intermediates en route to a target, and hence paired electrolysis could provide improved faradaic efficiency without diminishing atom economy.

Paired electrolysis has been successfully used for the industrial synthesis of nylon-6,6,<sup>7</sup> gluconic acid, sorbitol,<sup>8</sup> methyl ethyl ketone<sup>9</sup> and others.<sup>10</sup> There are several impressive reviews encompassing the advances of paired electrolysis,<sup>11</sup> but these reviews do not focus on transition metal-catalyzed paired electrolysis since the development of such methods is in its infancy. Although there have been many reviews on transition metal-catalyzed organic electrochemistry,<sup>6,12,13</sup> there is no review focusing on highlighting the anodic oxidation, cathodic reduction, and paired electrolysis which have advantages over thermochemical reactions. Herein, this perspective highlights the latest progress including our own progress in these areas, showcasing that paired electrolysis has great advantages in improving the atom and energy economy of electrosynthesis. Thus transition metal-catalyzed paired electrolysis is an important direction of organic electrochemistry in the future

State Key Laboratory of Organometallic Chemistry, Center for Excellence in Molecular Synthesis, Shanghai Institute of Organic Chemistry, University of Chinese Academy of Sciences, Chinese Academy of Sciences, 345 Lingling Road, Shanghai 200032, China. E-mail: mei7900@sioac.ac.cn



and offers numerous opportunities for new and improved organic reaction methods. This perspective introduces the transition metal-catalyzed paired electrolysis relatively in more detail for there have been many reviews on transition metal-catalyzed electrochemistry<sup>6,12,13</sup> and both anodic oxidation and cathodic reduction are familiar to us. It is organized into three parts based on the productive (non-sacrificial) electrode: (1) anodic oxidation; (2) cathodic reduction; and (3) paired electrolysis. And we choose the most representative chemical transformations to introduce each type.

A visual glossary of electrolysis modes in transition metal-catalyzed organic reactions is provided below to illustrate the key differences between anodic oxidation, cathodic reduction, and variants of paired electrolysis (parallel, sequential, and convergent). With the exclusive use of either anodic oxidation or cathodic reduction to obtain target products, sacrificial reactions at the counter electrode are inevitable (Fig. 1a and b). Paired electrolysis has the potential to overcome this problem and use anodic oxidation and cathodic reduction synergistically. There are three types of paired electrolysis: (a) parallel paired electrolysis (Fig. 1c); (b) sequential paired electrolysis (Fig. 1d); and (c) convergent paired electrolysis (Fig. 1e). For clarity, only reactions involving undivided cells (UCs) will be discussed in this perspective.

## 2. Transition metal-catalyzed reactions mediated by anodic oxidation

Anodic oxidation has special advantages in regulating the metal valence and producing free radicals. Recently, transition metal catalyzed anodic oxidation is mainly studied in the fields of C–H functionalization or radical reactions and has been developed and studied by the groups of Kakiuchi,<sup>6a</sup> Mei,<sup>6b</sup> Lin,<sup>6c</sup>

Ackermann,<sup>6d</sup> Lei,<sup>6e</sup> Xu,<sup>14</sup> and others,<sup>15</sup> as a means for regenerating a transition metal catalyst or for generating a high-valent metal intermediate, in both cases replacing toxic (and often expensive) stoichiometric chemical oxidants. Herein, we highlight several representative studies of C–H functionalization and radical reactions which have shown that electrochemical reactions involving transition metal catalysis have advantages over conventional reactions in terms of controlling the reaction activity and selectivity.<sup>16</sup> These transformations engage transition metal catalysts to regulate the chemo-, regio- and stereo-selectivity of reactions wherein such selectivity was traditionally dictated by the substrate.

### 2.1 Transition metal-catalyzed C–H bond functionalization mediated by anodic oxidation

Transition metal-catalyzed direct C–H bond functionalization has witnessed an explosive development in recent decades and a variety of useful methods are now available to directly convert C–H bonds into various functional groups.<sup>17</sup> Transition metal-catalyzed vinylic C–H annulations of acrylic acids with alkynes have long been established,<sup>18</sup> but the regioselectivity of metal-catalyzed intramolecular [4 + 2] cyclization of unsymmetrical alkenes and alkynes is typically limited. In 2019, Mei and co-workers demonstrated the first example of Ir-catalyzed electrochemical vinylic C–H annulation of acrylic acids with alkynes (Fig. 2).<sup>19</sup> This electrochemical variant was directly compared to established Co- or Ru-catalyzed annulations of acrylic acids with unsymmetrical internal alkynes and proved to be superior in terms of regioselectivity and functional group tolerance (for selected examples, see Fig. 2b). The Ir-catalyzed electrochemical annulation affords regioselectivities of 10 : 1 to 30 : 1 and yields up to 95%. In contrast, the Co- or Ru-catalyzed annulation with chemical oxidants only affords regioselectivities of 1 : 1 to 1 : 4.7 and 1 : 1 to 4 : 1, respectively.<sup>18a,d</sup> Mechanistic experiments reported by Mei and co-workers revealed that anodic oxidation was crucial for reoxidation. X-ray crystallography revealed that the Ir(i) intermediate in the catalytic cycle has a saturated coordination sphere, which resists oxidation to the corresponding Ir(III) by a chemical oxidant. In contrast, the Ir(i) complex is easily oxidized to Ir(III) at the anode to give the product with a yield of 84%.

### 2.2 Transition metal-catalyzed radical reactions mediated by anodic oxidation

Radical reactions are useful for the difunctionalization of alkenes, with the atom transfer radical addition (ATRA) method being particularly noteworthy. Known radical cyanation examples are primarily limited to the intramolecular cyclization or reactions of activated alkenes.<sup>20</sup> Reactive nickel hydride intermediates limit the scope and are likely responsible for the sensitivity of reaction yield and selectivity toward electronic properties of alkenes.<sup>21</sup> In addition, enantioselective variants remain elusive.<sup>22</sup> Early studies of electrochemical transition metal-catalyzed hydrofunctionalization of alkenes are also primarily limited to intramolecular cyclization or reactions of activated alkenes with few examples of

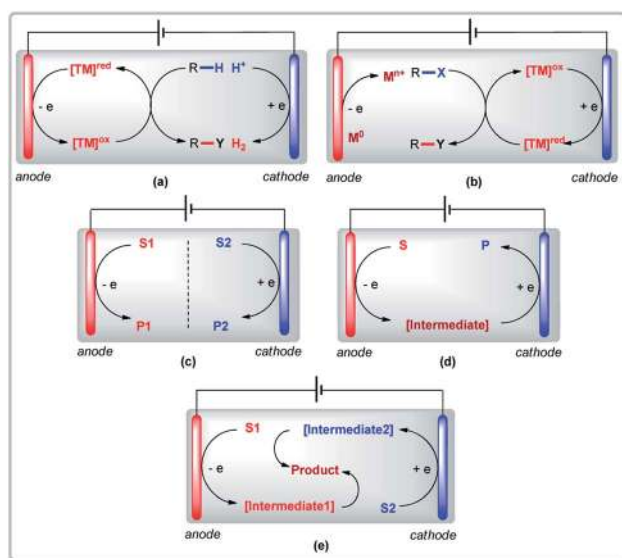


Fig. 1 (a) Anodic oxidation, (b) cathodic reduction, (c) parallel paired electrolysis, (d) sequential paired electrolysis, and (e) convergent paired electrolysis.



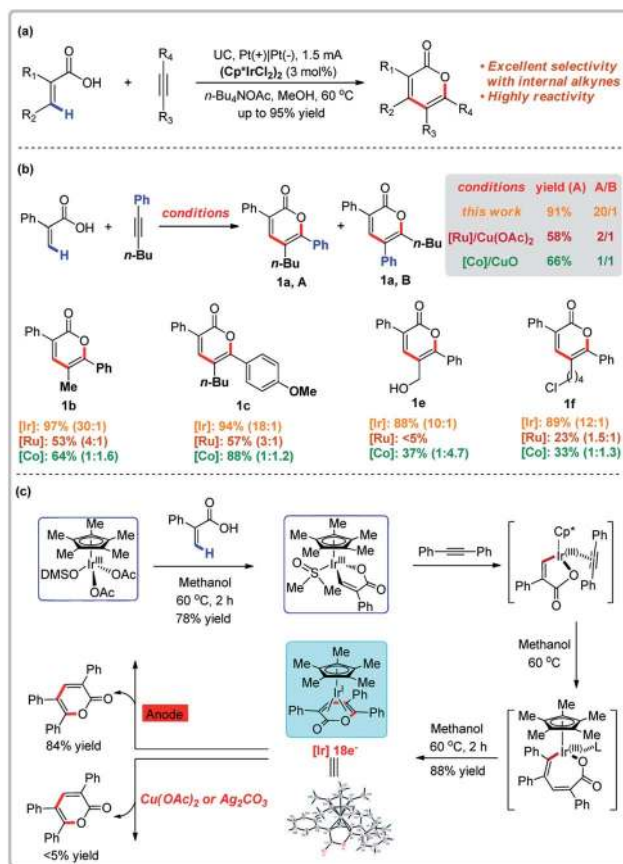


Fig. 2 C–H bond functionalization promoted by anodic oxidation. (a) Ir-Catalyzed electrochemical vinyllic C–H annulation. (b) Selected examples compared to the Ru/Co system. (c) Proposed iridium redox catalysis under electrochemical conditions.

intermolecular reactions of unactivated alkenes.<sup>23</sup> Lin and co-workers developed the first novel dual electrocatalysis for enantioselective hydrocyanation of conjugated alkenes which is powered by a Co and Cu dual electrocatalytic process in which two canonical radical reactions (cobalt-catalyzed hydrogen-atom transfer and copper-promoted radical cyanation) are combined (Fig. 3).<sup>24</sup> This approach demonstrates the feasibility of the electrochemical hydrofunctionalization of alkenes that has a broad scope, high functional group tolerance, high enantioselectivity, and electrochemical control of chemoselectivity. Compared with chemical oxidants which have their own unique oxidation potential, electrochemistry can regulate the hydrocyanation chemoselectivity as a function of the electrode potential input. Over-oxidation was successfully suppressed by lowering the external potential from 2.3 V to 1.8 V ( $E_{\text{anode}} \approx 0.08$  V) (Fig. 3b). A direct comparison to traditional thermochemical (non-electrochemical) reactions shows that none of the chemical oxidants surveyed promoted the reaction with efficiencies or enantioselectivities comparable to the electrochemical variant, thus clearly indicating that electrochemistry can circumvent problems with stoichiometric chemical oxidation (Fig. 3c).

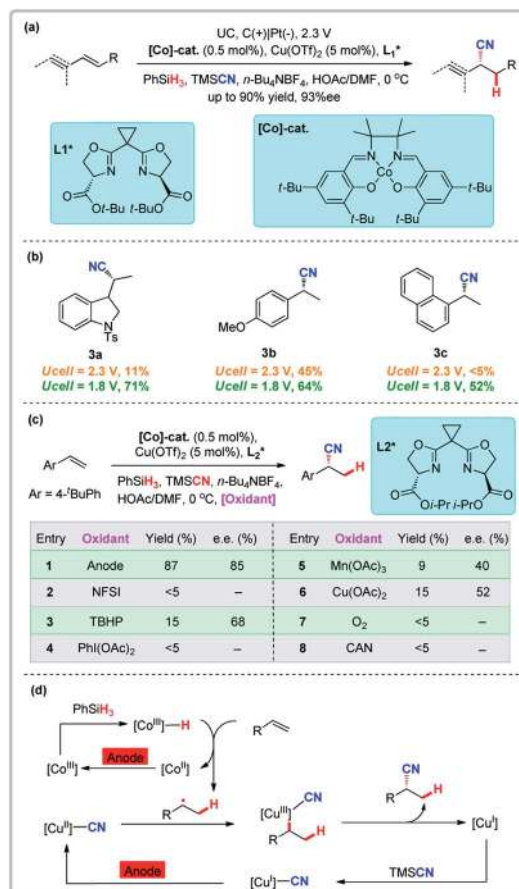


Fig. 3 Radical reactions promoted by anodic oxidation. (a) Enantioselective hydrocyanation of conjugated alkenes. (b) Electrochemical tuning of reaction chemoselectivity. (c) Comparison with chemical methods. (d) Proposed catalytic cycles for alkene hydrocyanation.

### 3. Transition metal-catalyzed reactions mediated by cathodic reduction

Compared to electrochemical reactions mediated by anodic oxidation, there are relatively few reports of reactions promoted by cathodic reduction.<sup>25</sup> Thermochemical reduction, including reductive coupling reactions, provides a wide variety of C–C bond formation reactions, but traditionally relies on the presence of stoichiometric active metal reducing agents (Mn, Zn, and others). Thus, cathode reduction in transition metal catalysis could avoid the need for a metal reducing agent, thereby improving the atom economy of the reaction.

#### 3.1 Reductive relay cross-coupling of alkyl halides to aryl halides mediated by cathodic reduction

Nickel-catalyzed electrochemical reductive coupling reactions have been extensively developed as a powerful means to couple two electrophiles. This strategy has been employed to both homo-coupling and cross-coupling reactions. The groups of Mei and Rueping reported relay cross-couplings of aryl bromides (or



chlorides) and aryl-substituted alkyl bromides simultaneously, notably avoiding the need to add a metal reducing agent (Fig. 4).<sup>26</sup> Cyclic voltammetric analyses show that when the nickel catalyst and the ligand are both present, there are two quasireversible reductive peaks at  $-1.82$  V and  $-1.29$  V (*vs.* Ag/AgNO<sub>3</sub>) which Mei and co-workers attribute to the reductive potential of Ni(i)/Ni(0) and Ni(ii)/Ni(i).<sup>26a</sup> The desired product could not be obtained by controlled potential electrolysis at  $-1.5$  V *vs.* Ag/AgNO<sub>3</sub> ( $0.7$  F mol<sup>-1</sup>) but a lower potential of  $-1.9$  V ( $0.7$  F mol<sup>-1</sup>) could provide the product in 10% yield. The yield could be increased to 50% if five times the amount of electricity was used. Similar results were obtained by Rueping and co-workers. These results provide suggestive evidence for the mechanism of the catalytic cycle. In addition, Rueping and co-workers employed a photovoltaic panel as the source of electricity (Fig. 4d).<sup>26b</sup>

### 3.2 Reductive enantioselective coupling reactions mediated by cathodic reduction

Ni-Catalyzed reductive coupling reactions avoid the use of organometal nucleophiles and have been extensively studied using Mn, Zn, or Mg powders as reducing agents. Metal-catalyzed electrochemical reductive coupling reactions, especially asymmetric ones, are rare.<sup>27</sup> Reisman and co-workers developed the first such reaction using cathodic reduction and nickel catalysis (Fig. 5a).<sup>28a</sup> Recently, Mei and co-workers disclosed the first nickel-catalyzed electrochemical reductive homocoupling reaction of aryl bromides (Fig. 5b).<sup>28b</sup> A direct

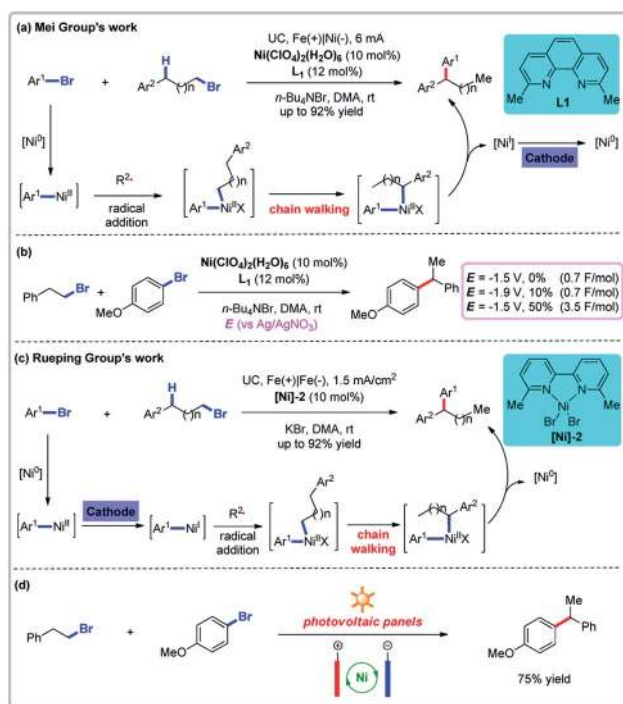


Fig. 4 Electrochemical reductive relay cross-coupling. (a) Mei group's nickel-catalyzed relay cross-couplings. (b) Controlled potential electrolysis. (c) Rueping group's nickel-catalyzed chain walking cross-couplings. (d) The use of solar energy for the reductive cross-coupling.

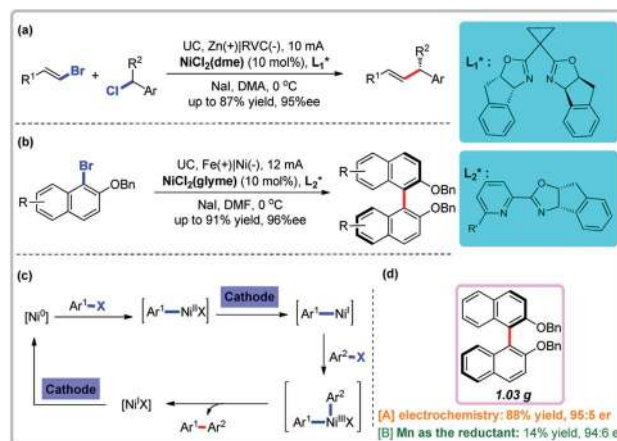


Fig. 5 Electrochemical reductive enantioselective coupling reactions. (a) Enantioselective cross-coupling of alkenyl and benzyl halides. (b) Enantioselective synthesis of biaryl atropisomers. (c) Proposed mechanism. (d) Direct comparison with homocoupling.

comparison to non-electrochemical variants showed that the use of a stoichiometric amount of Mn powder resulted in lower yields in the absence of electrical current, underscoring the unique utility of electrochemistry (Fig. 5d). Both Reisman and Mei groups showed through control experiments that both the nickel catalyst and electrical current are essential for the reaction. There are two cathodic reductive steps in the plausible catalytic cycle of these nickel-catalyzed electrochemical reductive coupling reactions (Fig. 5c).

## 4. Transition metal-catalyzed reactions mediated by paired electrolysis

In paired electrolysis reactions, both the anode and cathode are involved in the transformation of a reactant or intermediate (neither electrode is used sacrificially). Paired electrolysis has recently attracted significant attention although most reports involve non-catalytic reactions.<sup>11</sup> In 2019, Ye and co-workers developed metal-free convergent paired electrolysis for the direct arylation of  $\alpha$ -amino C(sp<sup>3</sup>)-H bonds.<sup>29</sup> Jensen and co-workers reported convergent paired microfluidic electrochemical decarboxylative arylation,  $\alpha$ -amino C-H arylation, and deboronative arylation.<sup>30</sup> Findlater and co-workers developed an alcohol arylation reaction using paired electrolysis.<sup>31</sup> Dong and co-workers developed an efficient synthesis of vicinal dibromides and dichlorides *via* paired electrolysis.<sup>32</sup> There are many other interesting studies in this area<sup>33</sup> that have been reviewed previously.<sup>11</sup> Since organotransition metal catalysis can tune chemoselectivity, regioselectivity, and stereoselectivity through ligand modification, synergy between transition metal catalysis and paired electrolysis has drawn more and more attention of late. In 2019, Chen and co-workers reported a manganese-catalyzed electrochemical oxychlorination of styrenes *via* paired electrolysis.<sup>34</sup> Jiao and co-workers developed a nickel-catalyzed oxygenation of sulfides with water using paired



electrolysis.<sup>35</sup> Shimakoshi and co-workers reported an interesting one-pot synthesis of tertiary amides from organic trichlorides using a B<sub>12</sub> derivative as the catalyst by paired electrolysis.<sup>36</sup> Compared to the reported metal-free ones, transition metal catalyzed paired electrolysis is relatively rare.<sup>37</sup> Some representative instances on sequential and convergent paired electrolysis will be discussed in detail.

#### 4.1 Transition metal-catalyzed reactions mediated by sequential paired electrolysis

In transition metal-catalyzed reactions involving sequential paired electrolysis, a metal intermediate is oxidized and reduced (or *vice versa*) sequentially. Thermochemical nickel-catalyzed C–N coupling reactions are well established, but often employ air-sensitive nickel(0) catalysts, high temperatures, and harsh alkoxide bases.<sup>38</sup> To skirt these issues, Baran and co-workers developed an electrochemical amination of aryl halides using nickel catalysis and sequential anodic oxidation and cathodic reduction to generate active catalyst species (Fig. 6a).<sup>39a</sup> Compared with thermochemical methods, the electrochemical reaction conditions are mild and no external base is needed. Although arene aminations combining nickel and photoredox catalysis afforded higher yield, such reactions did not work for some substrates. Through mechanistic studies, Baran and co-workers found that both the cathode and anode play critical roles in the catalytic cycle of Ni<sup>I</sup>/Ni<sup>III</sup> (Fig. 6c).<sup>39b</sup> Specifically, the Ni<sup>I</sup> intermediate that undergoes an oxidative addition to give the active Ni<sup>III</sup> intermediate is itself generated from the reduction of a Ni<sup>II</sup> precatalyst on the cathode. The Ni<sup>III</sup>

intermediate is then reduced on the cathode to give the stable Ni<sup>II</sup> complex, which undergoes ligand exchange with the amine. The resultant Ni<sup>II</sup> complex is oxidized on the anode to generate the highly active Ni<sup>III</sup> intermediate, which undergoes a facile reductive elimination process to give the arylamine product. This strategy expands the substrate scope of C–N coupling reactions to allow access to natural products and sugars that are difficult to access using non-electrochemical approaches such as the Buchwald–Hartwig reaction. Then the Ni<sup>II</sup> complex was oxidized to generate the highly active Ni<sup>III</sup> intermediate which underwent a rapid reductive elimination process to give the arylamine product and the Ni<sup>I</sup> intermediate on the anode. Recently, Mei and co-workers developed a nickel-catalyzed *N*-arylation of *NH*-sulfoximines using aryl halides *via* paired electrolysis under very mild conditions (Fig. 6b).<sup>40</sup> In comparison, non-electrochemical copper-catalyzed reactions involving aryl chlorides are slow, although aryl bromides perform similarly. These reports show that the electrochemical reaction has great advantages compared to the traditional reactions.

#### 4.2 Transition metal-catalyzed reactions mediated by convergent paired electrolysis

In convergent paired electrolysis, intermediates produced by anodic and cathodic processes react with each other to yield the product. Although alcohol derivatives have been widely used as cross-coupling partners,<sup>41</sup> the direct use of unprotected aliphatic alcohols as C(sp<sup>3</sup>) synthons is rare.<sup>42</sup> Recently, Li and co-workers reported a novel direct arylation of readily available free alcohols through a one-step paired electrolysis which

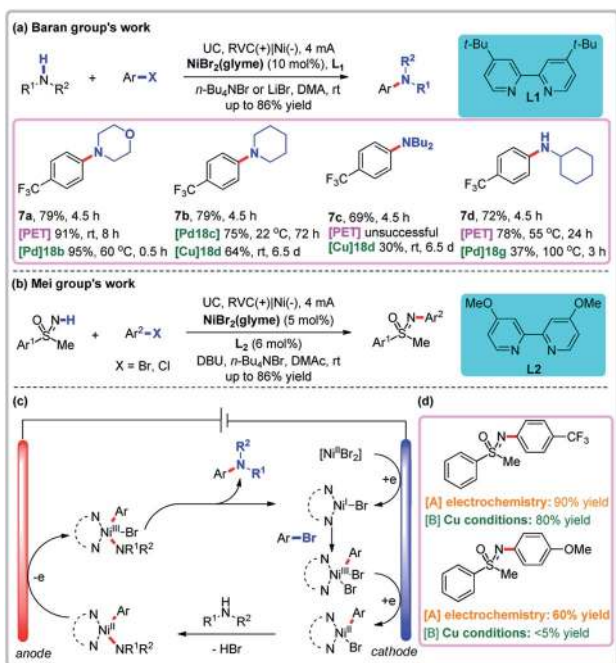


Fig. 6 Sequential paired electrolysis with Ni as the catalyst. (a) Baran group's amination *via* paired electrolysis with Ni as the catalyst. (b) Mei group's *N*-arylation *via* paired electrolysis with Ni as the catalyst. (c) Proposed mechanism. (d) Selective comparison.

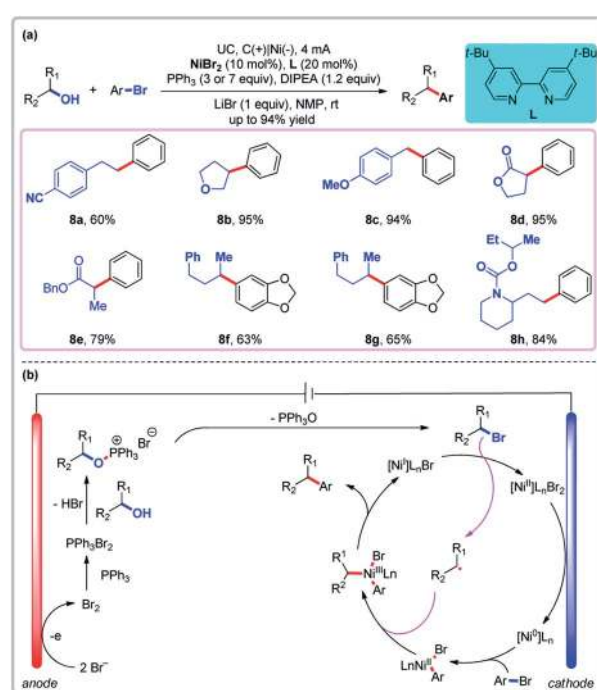


Fig. 7 Convergent paired electrolysis with Ni as the catalyst. (a) Dehydroxylative cross-coupling of alcohols with aryl halides. (b) Proposed mechanism.



elegantly pairs an anodic Appel reaction and a cathodic nickel-catalyzed cross-electrophile coupling (Fig. 7).<sup>43</sup> The use of stoichiometric hazardous  $\text{CBr}_4$  or  $\text{Br}_2$  in the thermochemical Appel reaction and the use of stoichiometric Zn or Mn in traditional reductive cross-couplings are avoided using this procedure (LiBr serves as the source of bromine atoms). Cyclic voltammetry has shown that the bromide ion has lower oxidative potential than both  $\text{PPh}_3$  and alcohols in NMP (oxidative potential: 1.1, 1.7, and  $>2.0$  V, respectively, for LiBr,  $\text{PPh}_3$ , and alcohol vs.  $\text{Ag}/\text{AgCl}$ ). The bromide ion is oxidized to afford  $\text{Br}_2$  on the anode, which can react with  $\text{PPh}_3$  to generate  $\text{PPh}_3\text{Br}_2$ . Then the  $\text{PPh}_3\text{Br}_2$  is coupled to an alcohol to afford alkoxy triphenylphosphonium bromide, which can then undergo reductive cross-coupling (Fig. 7b). Again, the ability to use free alcohols as catalytic cross-coupling substrates is a unique feature of this paired electrolysis.

Ni-catalyzed electrochemical reductive coupling of aryl halides is well-established.<sup>44</sup> For example, the synthesis of diarylmethanes *via* an *in situ*-generated benzylic cation and nucleophile has been developed by Yoshida and Waldvogel groups.<sup>45</sup> More recently, Zhang and Hu reported the direct arylation of benzylic C–H bonds *via* convergent paired

electrolysis using a nickel catalyst (Fig. 8a).<sup>46</sup> In this process, toluene derivatives are oxidized to give benzyl radicals, which are then trapped by the nickel catalyst at the anode, thus avoiding sacrificial electrodes such as Zn and Mn. Linear sweep voltammetry (LSV) was used to gain more insight into the mechanism. They found that the benzylic substrate and the nickel catalyst have different redox properties on different electrodes. Fluorine-doped tin oxide (FTO) was shown to be a uniquely suitable anode for reactions in which 4-methyl-anisole and the nickel catalyst are oxidized at the anode (even though a carbon fiber anode could more easily oxidize the Ni catalyst than an FTO anode). In the putative mechanism, the toluene derivative is first oxidized to give the benzyl radical, which is then trapped by a  $\text{Ni(II)}$  species to give a  $\text{Ni(III)}$  intermediate, which undergoes reductive elimination to give the product (Fig. 8b). Very recently, Liu and co-workers developed an elegant method for Ni-catalyzed  $\text{C}(\text{sp}^2)\text{--C}(\text{sp}^3)$  cross-coupling reactions of benzyl trifluoroborate and organic halides *via* convergent paired electrolysis (Fig. 8c).<sup>47</sup>

## 5. Conclusion and outlook

Organotransition metal-catalyzed electrochemical reactions have been rapidly advancing. Chemo-, regio-, and stereo-selectivity, redox potentials and coordination mode can all be tuned by the modification of organic ligands. The development of more efficient, more sustainable, and more broadly applicable transition metal-catalyzed electrochemical synthetic methods has virtually only just begun. The key foundational accomplishments described in this review and associated implication for future studies include (1) the transition metal catalyzed electrochemical functionalization of the  $\text{C}(\text{sp}^3)\text{--H}$  bond and asymmetric variants should continue to be the focus; (2) a low catalyst turnover should be addressed by exploring catalyst-modified electrodes; (3) more easily recovered electrolytes are being developed and should be applied to these reactions; (4) paired electrolysis should be favored to avoid needless and wasteful sacrificial side reactions. The merger of organotransition metal catalysis and paired electrolysis has the potential to address each of these issues.

## Author contributions

T.-S. M. conceived the idea of the perspective. C. M. and P. F. designed the structure of the perspective. C. M. wrote the initial manuscript. D. L., K.-J. J., P.-S. G. and H. Q. collected the papers related to the topic of the perspective. All the authors participated in the revision of the manuscript.

## Conflicts of interest

There are no conflicts to declare.

## References

- 1 A. G. A. Volta, *J. Nat. Philos. Chem. Arts*, 1800, **4**, 179.
- 2 H. Kolbe, *Prakt. Chem.*, 1847, **41**, 138.

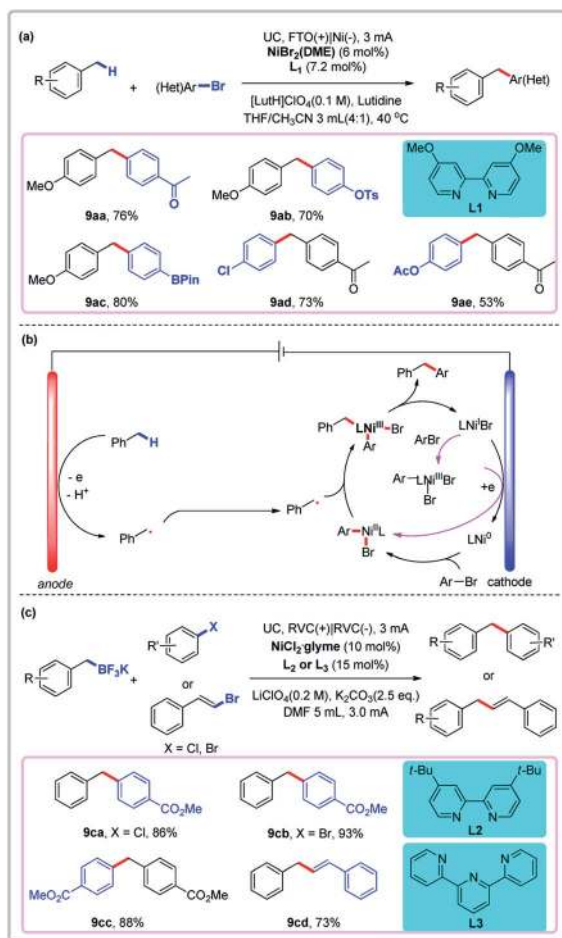


Fig. 8 Convergent paired electrolysis with Ni as the catalyst. (a) Direct arylation of benzylic C–H bonds. (b) Proposed mechanism. (c) Cross-coupling reactions of benzyl trifluoroborate and organic halides.



- 3 J. Tafel and H. Hahl, *Ber. Dtsch. Chem. Ges.*, 1907, **40**, 3312.
- 4 T. Shono, *Tetrahedron*, 1984, **40**, 811.
- 5 (a) J. H. Simons, *J. Electrochem. Soc.*, 1949, **95**, 47; (b) M. M. Baizer, *J. Electrochem. Soc.*, 1964, **111**, 215.
- 6 (a) F. Kakiuchi and T. Kochi, *Chem. Lett.*, 2020, **49**, 1256; (b) K.-J. Jiao, Y.-K. Xing, Q.-L. Yang, H. Qiu and T.-S. Mei, *Acc. Chem. Res.*, 2020, **53**, 300; (c) J. C. Siu, N. Fu and S. Lin, *Acc. Chem. Res.*, 2020, **53**, 547; (d) L. Ackermann, *Acc. Chem. Res.*, 2020, **53**, 84; (e) Y. Yuan and A. Lei, *Acc. Chem. Res.*, 2019, **52**, 3309; (f) T. Wu, B. H. Nguyen, M. C. Daugherty and K. D. Moeller, *Angew. Chem., Int. Ed.*, 2019, **58**, 3562; (g) M. Yan, Y. Kawamata and P. S. Baran, *Chem. Rev.*, 2017, **117**, 13230.
- 7 D. A. White and M. M. Baizer, *J. Chem. Soc., Perkin Trans. 1*, 1973, 2230.
- 8 J. C. Yu, M. M. Baizer and K. Nobe, *J. Electrochem. Soc.*, 1988, **135**, 1400.
- 9 M. Baizer, T. Nonaka, K. Park, Y. Saito and K. Nobe, *J. Appl. Electrochem.*, 1984, **14**, 197.
- 10 (a) K. Scott, *Electrochim. Acta*, 1991, **36**, 1447; (b) A. Ansari and D. Nematollahi, *Appl. Catal., B*, 2020, **261**, 118226.
- 11 (a) N. Sbei, T. Hardwick and N. Ahmed, *ACS Sustainable Chem. Eng.*, 2021, **9**, 6148; (b) W. Zhang, N. Hong, L. Song and N. Fu, *Chem. Rec.*, 2021, DOI: 10.1002/tcr.202100025; (c) G. Hilt, *ChemElectroChem*, 2020, **7**, 395; (d) N. P. Martínez, M. Isaacs and K. K. Nanda, *New J. Chem.*, 2020, **44**, 5617; (e) D. Pletcher, R. A. Green and R. C. Brown, *Chem. Rev.*, 2018, **118**, 4573; (f) J. G. Ibanez, B. A. Frontana-Urbe and R. Vasquez-Medrano, *J. Mex. Chem. Soc.*, 2016, **60**, 247; (g) W. Li, T. Nonaka and T.-C. Chou, *Electrochemistry*, 1999, **67**, 4.
- 12 C. Ma, P. Fang, Z.-R. Liu, S.-S. Xu, K. Xu, X. Cheng, A. Lei, H.-C. Xu, C. Zeng and T.-S. Mei, *Sci. Bull.*, 2021, DOI: 10.1016/j.scib.2021.07.011.
- 13 (a) Z. N. Gafurov, A. O. Kanyukov, A. A. Kagilev, O. G. Sinyashin and D. G. Yakhvarov, *Coord. Chem. Rev.*, 2021, **442**, 213986; (b) K. Yamamoto, M. Kuriyama and O. Onomura, *Curr. Opin. Electrochem.*, 2021, **28**, 100714; (c) J.-S. Zhong, Y. Yu, Z.-J. Shi and K.-Y. Ye, *Org. Chem. Front.*, 2021, **8**, 1315; (d) J. Q. Lu, Y. K. Wang, T. McCallum and N. Fu, *iScience*, 2020, **23**, 101796; (e) X. Chang, J. Zhang, Q. Zhang and C. Guo, *Angew. Chem., Int. Ed.*, 2020, **59**, 18500; (f) Y. Qin, J. Lu, Z. Zou, H. Hong, Y. Li, Y. Li, L. Chen, J. Hu and Y. Huang, *Org. Chem. Front.*, 2020, **7**, 1817; (g) P. Gandeepan, L. H. Finger, T. H. Meyer and L. Ackermann, *Chem. Soc. Rev.*, 2020, **49**, 4254; (h) T. H. Meyer, L. H. Finger, P. Gandeepan and L. Ackermann, *Trends Chem.*, 2019, **1**, 63; (i) J. B. Chen, S. D. Lv and S. Y. Tian, *ChemSusChem*, 2019, **12**, 115; (j) F. Kakiuchi and T. Kochi, *Chem. Rec.*, 2021, **21**, DOI: 10.1002/tcr.202100050.
- 14 (a) Z.-J. Wu, F. Su, W. Lin, J. Song, T.-B. Wen, H.-J. Zhang and H.-C. Xu, *Angew. Chem., Int. Ed.*, 2019, **58**, 16770; (b) F. Xu, Y.-J. Li, C. Huang and H.-C. Xu, *ACS Catal.*, 2018, **8**, 3820.
- 15 (a) Z. Liu, Z.-C. Yin, W.-Q. Lu, C. Niu, M. Chen, S. Yang and G.-W. Wang, *Org. Lett.*, 2021, **23**, 4051; (b) Y. K. Au, H. Lyu, Y. Quan and Z. Xie, *J. Am. Chem. Soc.*, 2020, **142**, 6940; (c) J. Lai and M. A. Pericàs, *Org. Lett.*, 2020, **22**, 7338; (d) Z. Zhang, L. Zhang, Y. Cao, F. Li, G. Bai, G. Liu, Y. Yang and F. Mo, *Org. Lett.*, 2019, **21**, 762; (e) D.-Z. Lin, Y.-L. Lai and J.-M. Huang, *ChemElectroChem*, 2019, **6**, 4188; (f) B. D. W. Allen, M. D. Hareram, A. C. Seastram, T. McBride, T. Wirth, D. L. Browne and L. C. Morrill, *Org. Lett.*, 2019, **21**, 9241; (g) X. Ye, P. Zhao, S. Zhang, Y. Zhang, Q. Wang, C. Shan, L. Wojtas, H. Guo, H. Chen and X. Shi, *Angew. Chem., Int. Ed.*, 2019, **58**, 17226.
- 16 (a) L. Niu, C. Jiang, Y. Liang, D. Liu, F. Bu, R. Shi, H. Chen, A. D. Chowdhury and A. Lei, *J. Am. Chem. Soc.*, 2020, **142**, 17693; (b) L. Li, Y. Li, N. Fu, L. Zhang and S. Luo, *Angew. Chem., Int. Ed.*, 2020, **59**, 14347; (c) Z.-J. Wu, F. Su, W. Lin, J. Song, T.-B. Wen, H.-J. Zhang and H.-C. Xu, *Angew. Chem., Int. Ed.*, 2019, **58**, 16770; (d) Q.-L. Yang, X.-Y. Wang, J.-Y. Lu, L.-P. Zhang, P. Fang and T.-S. Mei, *J. Am. Chem. Soc.*, 2018, **140**, 11487; (e) S. Tang, D. Wang, Y. Liu, L. Zeng and A. Lei, *Nat. Commun.*, 2018, **9**, 798; (f) N. Fu, G. S. Sauer, A. Saha, A. Loo and S. Lin, *Science*, 2017, **357**, 575.
- 17 (a) P. Gandeepan and L. Ackermann, *Chem*, 2018, **4**, 199; (b) J. He, M. Wasa, K. S. L. Chan, Q. Shao and J.-Q. Yu, *Chem. Rev.*, 2017, **117**, 8754; (c) J. F. Hartwig, *Chem. Soc. Rev.*, 2011, **40**, 1992; (d) T. W. Lyons and M. S. Sanford, *Chem. Rev.*, 2010, **110**, 1147.
- 18 (a) R. Mandal and B. Sundararaju, *Org. Lett.*, 2017, **19**, 2544; (b) M. Sen, R. Mandal, A. Das, D. Kalsi and B. Sundararaju, *Chem.-Eur. J.*, 2017, **23**, 17454; (c) G. Duarah, P. P. Kaishap, T. Begum and S. Gogoi, *Adv. Synth. Catal.*, 2019, **361**, 654; (d) L. Ackermann, J. Pospesch, K. Graczyk and K. Rauch, *Org. Lett.*, 2012, **14**, 930; (e) Y. Yang, K. Li, Y. Cheng, D. Wan, M. Li and J. You, *Chem. Commun.*, 2016, **52**, 2872; (f) Y. Yu, L. Huang, W. Wu and H. Jiang, *Org. Lett.*, 2014, **16**, 2146.
- 19 Q.-L. Yang, Y.-K. Xing, X.-Y. Wang, H.-X. Ma, X.-J. Weng, X. Yang, H.-M. Guo and T.-S. Mei, *J. Am. Chem. Soc.*, 2019, **141**, 18970.
- 20 (a) T. V. RajanBabu and A. L. Casalnuovo, *J. Am. Chem. Soc.*, 1996, **118**, 6325; (b) A. L. Casalnuovo, T. V. RajanBabu, T. A. Ayers and T. Warren, *J. Am. Chem. Soc.*, 1994, **116**, 9869; (c) T. V. RajanBabu and A. L. Casalnuovo, *J. Am. Chem. Soc.*, 1992, **114**, 6265.
- 21 (a) A. W. Schuppe, G. M. Borrajo-Calleja and S. L. Buchwald, *J. Am. Chem. Soc.*, 2019, **141**, 18668; (b) X. Li, C. You, J. Yang, S. Li, D. Zhang, H. Lv and X. Zhang, *Angew. Chem., Int. Ed.*, 2019, **58**, 10928; (c) A. Falk, A. Cavalieri, G. S. Nichol, D. Vogt and H. G. Schmalz, *Adv. Synth. Catal.*, 2015, **357**, 3317; (d) A. Falk, A. L. Göderz and H. G. Schmalz, *Angew. Chem., Int. Ed.*, 2013, **52**, 1576; (e) J. Wilting, M. Janssen, C. Müller and D. Vogt, *J. Am. Chem. Soc.*, 2006, **128**, 11374; (f) B. Saha and T. V. RajanBabu, *Org. Lett.*, 2006, **8**, 4657.
- 22 (a) Q. Lin, L. Li and S. Luo, *Chem.-Eur. J.*, 2019, **25**, 10033; (b) B. H. Nguyen, A. Redden and K. D. Moeller, *Green Chem.*, 2014, **16**, 69; (c) S. Torii, P. Liu and H. Tanaka, *Chem. Lett.*, 1995, **24**, 319.
- 23 (a) L. Zhu, P. Xiong, Z.-Y. Mao, Y.-H. Wang, X. Yan, X. Lu and H.-C. Xu, *Angew. Chem., Int. Ed.*, 2016, **55**, 2226; (b) J. A. Miranda, C. J. Wade and R. D. Little, *J. Org. Chem.*,



- 2005, **70**, 8017; (c) T. Shono, S. Kashimura, Y. Mori, T. Hayashi, T. Soejima and Y. Yamaguchi, *J. Org. Chem.*, 1989, **54**, 6001.
- 24 S. Lin, N. Fu, B. G. Ernst, W. H. Lee, M. O. Frederick, R. A. J. DiStasio and S. Lin, *Nat. Chem.*, 2020, **12**, 747.
- 25 (a) Y. Yuan and A. Lei, *Nat. Commun.*, 2020, **11**, 802; (b) A. Wiebe, T. Gieshoff, S. Möhle, E. Rodrigo, M. Zirbes and S. R. Waldvogel, *Angew. Chem., Int. Ed.*, 2018, **57**, 5594.
- 26 (a) K.-J. Jiao, D. Liu, H.-X. Ma, H. Qiu, P. Fang and T.-S. Mei, *Angew. Chem., Int. Ed.*, 2020, **59**, 6520; (b) S. K. Gadde, A. Peshkov, A. Brzozowska, P. Nikolaienko, C. Zhu and M. Rueping, *Angew. Chem., Int. Ed.*, 2020, **59**, 6513.
- 27 (a) X. Wang, Y. Dai and H. Gong, *Top. Curr. Chem.*, 2016, **374**, 43; (b) D. J. Weix, *Acc. Chem. Res.*, 2015, **48**, 1767; (c) C. E. I. Knappke, S. Grupe, D. Gärtner, M. Corpet, C. Gosmini and A. J. von Wangelin, *Chem.-Eur. J.*, 2014, **20**, 6828.
- 28 (a) T. J. DeLano and S. E. Reisman, *ACS Catal.*, 2019, **9**, 6751; (b) H. Qiu, B. Shuai, Y.-Z. Wang, D. Liu, Y.-G. Chen, P.-S. Gao, H.-X. Ma, S. Chen and T.-S. Mei, *J. Am. Chem. Soc.*, 2020, **142**, 9872.
- 29 Y. Ma, X. Yao, L. Zhang, P. Ni, R. Cheng and J. Ye, *Angew. Chem., Int. Ed.*, 2019, **58**, 16548.
- 30 Y. Mo, Z. Lu, G. Rughoobur, P. Patil, N. Gershenfeld, A. I. Akinwande, S. L. Buchwald and K. F. Jensen, *Science*, 2020, **368**, 1352.
- 31 S. Zhang, L. Li, J. Li, J. Shi, K. Xu, W. Gao, L. Zong, G. Li and M. Findlater, *Angew. Chem., Int. Ed.*, 2021, **60**, 7275.
- 32 X. Dong, J. L. Roeckl, S. R. Waldvogel and B. Morandi, *Science*, 2021, **371**, 507.
- 33 (a) T. Wu and K. D. Moeller, *Angew. Chem., Int. Ed.*, 2021, **60**, 12883; (b) M. S. J. Strehl, M. L. Abraham and G. Hilt, *Angew. Chem., Int. Ed.*, 2021, **60**, 9996; (c) S. Momeni and D. Nematollahi, *J. Electroanal. Chem.*, 2020, **857**, 113746; (d) M. Jamshidi, D. Nematollahi, F. Taheri and H. Alizadeh, *ACS Sustainable Chem. Eng.*, 2019, **7**, 1956; (e) Y. Jiang, G. Dou, L. Zhang, K. Xu, R. D. Little and C. Zeng, *Adv. Synth. Catal.*, 2019, **361**, 5170; (f) W. Jud, C. O. Kappe and D. Cantillo, *Chem.-Eur. J.*, 2018, **24**, 17234; (g) H.-B. Zhao, P. Xu, J. Song and H.-C. Xu, *Angew. Chem., Int. Ed.*, 2018, **57**, 15153; (h) M. Sharafi-Kolkeshvandi, D. Nematollahi and F. Nikpour, *Synthesis*, 2017, **49**, 1555; (i) L.-S. Kang, M.-H. Luo, C. M. Lam, L.-M. Hu, R. D. Little and C. Zeng, *Green Chem.*, 2016, **18**, 3767; (j) R. Matthesen, J. Fransaeer, K. Binnemans and D. E. De Vos, *ChemElectroChem*, 2015, **2**, 73.
- 34 S. Tian, X. Jia, L. Wang, B. Li, S. Liu, L. Ma, W. Gao, Y. Wei and J. Chen, *Chem. Commun.*, 2019, **55**, 12104.
- 35 Y. Liang, S.-H. Shi, R. Jin, X. Qiu, J. Wei, H. Tan, X. Jiang, X. Shi, S. Song and N. Jiao, *Nat. Catal.*, 2021, **4**, 116.
- 36 Z.-L. Luo, K. J. Imamura, Y. Shiota, K. Yoshizawa, Y. Hisaeda and H. Shimakoshi, *J. Org. Chem.*, 2021, **86**, 5983.
- 37 (a) L. Wei, Z.-H. Wang, K.-J. Jiao, D. Liu, C. Ma, P. Fang and T.-S. Mei, *J. Org. Chem.*, 2021, DOI: 10.1021/acs.joc.1c00204; (b) C. Zhu, H. Yue, P. Nikolaienko and M. Rueping, *CCS Chem.*, 2020, **2**, 179; (c) D. Liu, H. X. Ma, P. Fang and T. S. Mei, *Angew. Chem., Int. Ed.*, 2019, **58**(15), 5033; (d) J. Strehl and G. Hilt, *Org. Lett.*, 2019, **21**, 5259; (e) L. Zhang, Z. Zha, Z. Zhang, Y. Li and Z. Wang, *Chem. Commun.*, 2010, **46**, 7196; (f) G. Hilt, *Angew. Chem., Int. Ed.*, 2003, **42**, 1720.
- 38 (a) V. Bizet, R. Kowalczyk and C. Bolm, *Chem. Soc. Rev.*, 2014, **43**, 2426; (b) S. Ge, R. A. Green and J. F. Hartwig, *J. Am. Chem. Soc.*, 2014, **136**, 1617; (c) N. H. Park, G. Teverovskiy and S. L. Buchwald, *Org. Lett.*, 2014, **16**, 220; (d) N. F. Fine Nathel, J. Kim, L. Hie, X. Jiang and N. K. Garg, *ACS Catal.*, 2014, **4**, 3289; (e) G. Manolikakes, A. Gavryushin and P. Knochel, *J. Org. Chem.*, 2008, **73**, 1429.
- 39 (a) C. Li, Y. Kawamata, H. Nakamura, J. C. Vantourout, Z. Liu, Q. Hou, D. Bao, J. T. Starr, J. Chen, M. Yan and P. S. Baran, *Angew. Chem., Int. Ed.*, 2017, **56**, 13088; (b) Y. Kawamata, J. C. Vantourout, D. P. Hickey, P. Bai, L. Chen, Q. Hou, W. Qiao, K. Barman, M. A. Edwards, A. F. Garrido-Castro, J. N. deGruyter, H. Nakamura, K. Knouse, C. Qin, K. J. Clay, D. Bao, C. Li, J. T. Starr, C. Garcia-Irizarry, N. Sach, H. S. White, M. Neurock, S. D. Minter and P. S. Baran, *J. Am. Chem. Soc.*, 2019, **141**, 6392.
- 40 D. Liu, Z.-R. Liu, C. Ma, K.-J. Jiao, B. Sun, L. Wei, J. Lefranc, S. Herbert and T.-S. Mei, *Angew. Chem., Int. Ed.*, 2021, **60**, 9444.
- 41 (a) X.-B. Yan, C.-L. Li, W.-J. Jin, P. Guo and X.-Z. Shu, *Chem. Sci.*, 2018, **9**, 4529; (b) L. K. G. Ackerman, L. L. Anka-Lufford, M. Naodovic and D. J. Weix, *Chem. Sci.*, 2015, **6**, 1115; (c) J.-H. Liu, C.-T. Yang, X.-Y. Lu, Z.-Q. Zhang, L. Xu, M. Cui, X. Lu, B. Xiao, Y. Fu and L. Liu, *Chem.-Eur. J.*, 2014, **20**, 15334; (d) L. L. Anka-Lufford, M. R. Prinsell and D. J. Weix, *J. Org. Chem.*, 2012, **77**, 9989.
- 42 (a) D. H. Lee, K.-H. Kwon and C. S. Yi, *Science*, 2011, **333**, 1613; (b) D.-H. Lee, K.-H. Kwon and C. S. Yi, *J. Am. Chem. Soc.*, 2012, **134**, 7325.
- 43 Z. Li, W. Sun, X. Wang, L. Li, Y. Zhang and C. Li, *J. Am. Chem. Soc.*, 2021, **143**, 3536.
- 44 (a) T. Koyanagi, A. Herath, A. Chong, M. Ratnikov, A. Valiere, J. Chang, V. Molteni and J. Loren, *Org. Lett.*, 2019, **21**, 816; (b) H. Li, C. P. Breen, H. Seo, T. F. Jamison, Y.-Q. Fang and M. M. Bio, *Org. Lett.*, 2018, **20**, 1338; (c) R. J. Perkins, D. J. Pedro and E. C. Hansen, *Org. Lett.*, 2017, **19**, 3755; (d) C. Amatore, A. Jutand and L. Mottier, *J. Electroanal. Chem.*, 1991, **306**, 125; (e) C. Amatore and A. Jutand, *J. Am. Chem. Soc.*, 1991, **113**, 2819.
- 45 (a) Y. Imada, J. L. Röckl, A. Wiebe, T. Gieshoff, D. Schollmeyer, K. Chiba, R. Franke and S. R. Waldvogel, *Angew. Chem., Int. Ed.*, 2018, **57**, 12136; (b) R. Hayashi, A. Shimizu and J.-i. Yoshida, *J. Am. Chem. Soc.*, 2016, **138**, 8400.
- 46 L. Zhang and X. Hu, *Chem. Sci.*, 2020, **11**, 10786.
- 47 J. Luo, B. Hu, W. Wu, M. Hu and T. L. Liu, *Angew. Chem., Int. Ed.*, 2021, **60**, 6107.

