

TRIGONOMETRIC APPROXIMATIONS FOR SOME BESSEL FUNCTIONS

MUHAMMAD TAHER ABUELMA'ATTI

*King Fahd University of Petroleum and Minerals,
Box 203, Dhahran 31261, Saudi Arabia*

Formulas are obtained for approximating the tabulated Bessel functions $J_n(x)$, $n = 0-9$ in terms of trigonometric functions. These formulas can be easily integrated and differentiated and are convenient for personal computers and pocket calculators.

Keywords: Bessel functions; trigonometric functions; personal computers; pocket calculators; engineering applications

INTRODUCTION

Ordinary Bessel functions of the first kind $J_n(x)$ arise in many physical and engineering applications. These functions must often be approximated by appropriate formulas suitable for implementation using personal computers and pocket calculators. Although main-frame computer routines are available for evaluating Bessel functions they are not suitable for implementation using pocket calculators and personal computers. In an attempt to obtain formulas for approximate computation of Bessel functions, Waldron [1] obtained trigonometric approximations for $J_0(x)$ and $J_1(x)$ from which $J_n(x)$, $n > 1$ can be obtained using the recurrence relation

$$J_{n-1}(x) + J_{n+1}(x) = \frac{2n}{x} J_n(x) \quad (1)$$

However, (1) can yield accurate results only if $n < x$, otherwise severe accumulation of rounding errors will result [2]. Moreover, the factor

$2n/x$ can prevent the use of the resulting approximations for finding simple expressions for integrals involving Bessel functions [3]. Blachman and Mousavinezhad [3] obtained the approximate expression of (2) for $J_0(x)$.

$$J_0(x) = 1/6 + (1/3) \cos(x/2) + (1/3) \cos(\sqrt{3}x/2) + (1/6) \cos x \quad (2)$$

Using (2) and the recurrence relations of (3) and (4) the Bessel functions of any order n can be obtained.

$$J_1(x) = -\frac{d}{dx} J_0(x) \quad (3)$$

and

$$J_{n+1}(x) = J_{n-1}(x) - 2\frac{d}{dx} J_n(x) \quad (4)$$

This procedure yields

$$J_1(x) = (1/6) \sin(x/2) + (1/6) \sin x + (\sqrt{3}/6) \sin(\sqrt{3}x/2) \quad (5)$$

$$J_2(x) = (1/6) + (1/6) \cos(x/2) - (1/6) \cos(\sqrt{3}x/2) - (1/6) \cos x \quad (6)$$

$$J_3(x) = (1/3) \sin(x/2) - (1/6) \sin x \quad (7)$$

$$J_4(x) = (1/6) - (1/6) \cos(x/2) - (1/6) \cos(\sqrt{3}x/2) + (1/6) \cos x \quad (8)$$

$$J_5(x) = (1/6) \sin(x/2) + (1/6) \sin x - (\sqrt{3}/6) \sin(\sqrt{3}x/2) \quad (9)$$

$$J_6(x) = (1/6) - (1/3) \cos(x/2) - (1/6) \cos x + (1/3) \cos(\sqrt{3}x/2) \quad (10)$$

$$J_7(x) = -(1/6) \sin(x/2) - (1/6) \sin x + (\sqrt{3}/6) \sin(\sqrt{3}x/2) \quad (11)$$

$$J_8(x) = (1/6) - (1/6) \cos(x/2) + (1/6) \cos x - (1/6) \cos(\sqrt{3}x/2) \quad (12)$$

and

$$J_9(x) = -(1/3) \sin(x/2) + (1/3) \sin x \quad (13)$$

Using (2), (5)–(13), the Bessel functions $J_n(x)$, $n = 0–9$ were calculated and the results are shown in Tables I–X together with the corresponding values obtained from mathematical tables [2]. From columns 2 and 4 of Tables I–X one can easily see that the accuracy of the

TABLE I Comparison of $J_0(x)$ with its approximations

| x | $J_0(x)$ Tables [2] | $J_0(x)$ Eq. (14) | $J_0(x)$ Eq. (2) |
|-----|------------------------|----------------------|---------------------|
| 0 | 1 | 1 | 1 |
| 1 | 0.76519 | 0.76505 | 0.76520 |
| 2 | 0.22389 | 0.22399 | 0.22389 |
| 3 | -0.26005 | -0.25971 | -0.26005 |
| 4 | -0.39714 | -0.39679 | -0.39714 |
| 5 | -0.17759 | -0.17741 | -0.17744 |
| 6 | 0.15064 | 0.15059 | 0.15174 |
| 7 | 0.30007 | 0.29797 | 0.30539 |
| 8 | 0.17165 | 0.17163 | 0.19090 |
| 9 | -0.09033 | -0.09015 | -0.03555 |
| 10 | -0.24593 | -0.24566 | -0.11919 |
| 11 | -0.17119 | -0.17099 | 0.07201 |
| 12 | 0.04768 | 0.04773 | 0.43825 |
| 13 | 0.20692 | 0.20686 | 0.73002 |
| 14 | 0.17107 | 0.17104 | 0.74205 |
| 15 | -0.01422 | -0.01412 | 0.45941 |
| 16 | -0.17489 | -0.17469 | 0.05092 |
| 17 | -0.16985 | -0.16966 | -0.26400 |

TABLE II Comparison of $J_1(x)$ with its approximations

| x | $J_1(x)$ Tables [2] | $J_1(x)$ Eq. (14) | $J_1(x)$ Eq. (5) |
|-----|------------------------|----------------------|---------------------|
| 0 | 0 | 0 | 0 |
| 1 | 0.44005 | 0.43977 | 0.44005 |
| 2 | 0.57672 | 0.57406 | 0.57672 |
| 3 | 0.33905 | 0.33889 | 0.33906 |
| 4 | -0.06604 | -0.06594 | -0.06608 |
| 5 | -0.32757 | -0.32736 | -0.32791 |
| 6 | -0.27668 | -0.27653 | -0.27860 |
| 7 | -0.00468 | -0.00470 | -0.01225 |
| 8 | 0.23463 | 0.23444 | 0.21231 |
| 9 | 0.24531 | 0.24514 | 0.19392 |
| 10 | 0.04347 | 0.04360 | -0.05067 |
| 11 | -0.17678 | -0.17664 | -0.31350 |
| 12 | -0.22344 | -0.22328 | -0.37372 |
| 13 | -0.07031 | -0.07025 | -0.17289 |
| 14 | 0.13337 | 0.13328 | 0.15111 |
| 15 | 0.20510 | 0.20497 | 0.38348 |
| 16 | 0.09039 | 0.09035 | 0.39428 |
| 17 | -0.09766 | -0.09756 | 0.21348 |

TABLE III Comparison of $J_2(x)$ with its approximations

| x | $J_2(x)$ Tables [2] | $J_2(x)$ Eq. (14) | $J_2(x)$ Eq. (6) |
|-----|------------------------|----------------------|---------------------|
| 0 | 0 | 0 | 0 |
| 1 | 0.11490 | 0.11497 | 0.11490 |
| 2 | 0.35283 | 0.35273 | 0.35283 |
| 3 | 0.48609 | 0.48588 | 0.48610 |
| 4 | 0.36412 | 0.36396 | 0.36432 |
| 5 | 0.04656 | 0.04657 | 0.04804 |
| 6 | -0.24287 | -0.24270 | -0.23588 |
| 7 | -0.30141 | -0.30123 | -0.27767 |
| 8 | -0.11299 | -0.11293 | -0.05121 |
| 9 | 0.14484 | 0.14472 | 0.27344 |
| 10 | 0.25463 | 0.25445 | 0.47407 |
| 11 | 0.13904 | 0.13894 | 0.44985 |
| 12 | -0.08493 | -0.08486 | 0.28061 |
| 13 | -0.21774 | -0.21759 | 0.13490 |
| 14 | -0.15201 | -0.15191 | 0.11888 |
| 15 | 0.04157 | 0.04154 | 0.19915 |
| 16 | 0.18619 | 0.18606 | 0.25585 |
| 17 | 0.15836 | 0.15826 | 0.20426 |

TABLE IV Comparison of $J_3(x)$ with its approximations

| x | $J_3(x)$ Tables [2] | $J_3(x)$ Eq. (14) | $J_3(x)$ Eq. (7) |
|-----|------------------------|----------------------|---------------------|
| 0 | 0 | 0 | 0 |
| 1 | 0.01956 | 0.01969 | 0.01956 |
| 2 | 0.12894 | 0.12903 | 0.12894 |
| 3 | 0.30906 | 0.30896 | 0.30898 |
| 4 | 0.43017 | 0.42987 | 0.42923 |
| 5 | 0.36483 | 0.36794 | 0.35931 |
| 6 | 0.11477 | 0.11471 | 0.09361 |
| 7 | -0.16756 | -0.16732 | -0.22643 |
| 8 | -0.29113 | -0.29078 | -0.41716 |
| 9 | -0.18094 | -0.18074 | -0.39453 |
| 10 | 0.05838 | 0.05827 | -0.22897 |
| 11 | 0.22735 | 0.22704 | -0.06852 |
| 12 | 0.19514 | 0.19489 | -0.00371 |
| 13 | 0.00332 | 0.00333 | 0.00168 |
| 14 | -0.17681 | -0.17656 | 0.05389 |
| 15 | -0.19402 | -0.19376 | 0.20429 |
| 16 | -0.04385 | -0.04380 | 0.37777 |
| 17 | 0.13493 | 0.13472 | 0.42640 |
| 18 | 0.18632 | 0.18607 | 0.26254 |
| 19 | 0.07249 | 0.07244 | -0.05003 |
| 20 | -0.09890 | -0.09709 | -0.33350 |

TABLE V Comparison of $J_4(x)$ with its approximations

| x | $J_4(x)$ Tables [2] | $J_4(x)$ Eq. (14) | $J_4(x)$ Eq. (8) |
|-----|------------------------|----------------------|---------------------|
| 0 | 0 | 0 | 0 |
| 1 | 0.00248 | 0.00251 | 0.00248 |
| 2 | 0.03400 | 0.03409 | 0.03402 |
| 3 | 0.13203 | 0.13209 | 0.13253 |
| 4 | 0.28113 | 0.28105 | 0.28516 |
| 5 | 0.39123 | 0.39100 | 0.40964 |
| 6 | 0.35764 | 0.35738 | 0.41417 |
| 7 | 0.15780 | 0.15769 | 0.28578 |
| 8 | -0.10536 | -0.10520 | 0.11818 |
| 9 | -0.26547 | -0.26517 | 0.03999 |
| 10 | -0.21960 | -0.21936 | 0.09983 |
| 11 | -0.01504 | -0.01504 | 0.21510 |
| 12 | 0.18250 | 0.18225 | 0.24184 |
| 13 | 0.21928 | 0.21900 | 0.11185 |
| 14 | 0.07624 | 0.07616 | -0.08684 |
| 15 | -0.11918 | -0.11900 | -0.16963 |
| 16 | -0.20264 | -0.20237 | -0.01487 |
| 17 | -0.11074 | -0.11060 | 0.31321 |
| 18 | 0.06964 | -0.06954 | 0.59405 |
| 19 | 0.18065 | 0.18042 | 0.61999 |
| 20 | 0.13067 | 0.13193 | 0.36757 |

TABLE VI Comparison of $J_5(x)$ with its approximations

| x | $J_5(x)$ Tables [2] | $J_5(x)$ Eq. (14) | $J_5(x)$ Eq. (9) |
|-----|------------------------|----------------------|---------------------|
| 0 | 0 | 0 | 0 |
| 1 | 0.00025 | 0.00029 | 0.00025 |
| 2 | 0.00704 | 0.00708 | 0.00686 |
| 3 | 0.04303 | 0.04310 | 0.04048 |
| 4 | 0.13209 | 0.13213 | 0.11691 |
| 5 | 0.26114 | 0.26108 | 0.20776 |
| 6 | 0.36209 | 0.36190 | 0.23250 |
| 7 | 0.34790 | 0.34767 | 0.11432 |
| 8 | 0.18577 | 0.18564 | -0.13480 |
| 9 | -0.05504 | -0.05494 | -0.38240 |
| 10 | -0.23406 | -0.23380 | -0.45031 |
| 11 | -0.23829 | -0.23804 | -0.25501 |
| 12 | -0.07347 | -0.07340 | 0.10172 |
| 13 | 0.13162 | 0.13144 | 0.38465 |
| 14 | 0.22038 | 0.22010 | 0.39808 |
| 15 | 0.13046 | 0.13030 | 0.14595 |
| 16 | -0.05747 | -0.05737 | -0.16046 |
| 17 | -0.18704 | -0.18679 | -0.26778 |
| 18 | -0.15537 | -0.15517 | -0.09090 |
| 19 | 0.00357 | 0.00353 | 0.20849 |
| 20 | 0.15117 | 0.14990 | 0.34991 |

TABLE VII Comparison of $J_6(x)$ with its approximations

| x | $J_6(x)$ Tables [2] | $J_6(x)$ Eq. (14) | $J_6(x)$ Eq. (10) |
|-----|------------------------|----------------------|----------------------|
| 0 | 0 | 0 | 0 |
| 1 | 0.00002 | 0.00002 | 0.00004 |
| 2 | 0.00120 | 0.00121 | 0.00240 |
| 3 | 0.01139 | 0.01143 | 0.02279 |
| 4 | 0.04909 | 0.04915 | 0.09818 |
| 5 | 0.13105 | 0.13108 | 0.26210 |
| 6 | 0.24584 | 0.24579 | 0.49167 |
| 7 | 0.33920 | 0.33904 | 0.67839 |
| 8 | 0.33758 | 0.33737 | 0.67516 |
| 9 | 0.20432 | 0.20417 | 0.40869 |
| 10 | -0.01446 | -0.01442 | -0.02861 |
| 11 | -0.20158 | -0.20137 | -0.40191 |
| 12 | -0.24372 | -0.24346 | -0.48315 |
| 13 | -0.11803 | -0.11790 | -0.22352 |
| 14 | 0.08117 | 0.08106 | 0.19387 |
| 15 | 0.20615 | 0.20589 | 0.48155 |
| 16 | 0.16672 | 0.16652 | 0.46714 |
| 17 | 0.00072 | 0.00074 | 0.22906 |
| 18 | -0.15596 | -0.15576 | 0.02937 |
| 19 | -0.17877 | -0.17858 | 0.08959 |
| 20 | -0.05509 | -0.05695 | 0.39225 |

TABLE VIII Comparison of $J_7(x)$ with its approximations

| x | $J_7(x)$ Tables [2] | $J_7(x)$ Eq. (14) | $J_7(x)$ Eq. (11) |
|-----|------------------------|----------------------|----------------------|
| 0 | 0 | 0 | 0 |
| 1 | 0 | 0 | -0.00025 |
| 2 | 0.000174 | 0.000176 | -0.00686 |
| 3 | 0.00255 | 0.00256 | -0.04048 |
| 4 | 0.01518 | 0.01521 | -0.11691 |
| 5 | 0.05338 | 0.05344 | -0.20776 |
| 6 | 0.12959 | 0.12962 | -0.23250 |
| 7 | 0.23358 | 0.23354 | -0.11432 |
| 8 | 0.32059 | 0.32046 | 0.13480 |
| 9 | 0.32746 | 0.32727 | 0.38240 |
| 10 | 0.21671 | 0.21657 | 0.45031 |
| 11 | 0.01838 | 0.01839 | 0.25500 |
| 12 | -0.17025 | -0.17007 | -0.10172 |
| 13 | -0.24057 | -0.24033 | -0.38465 |
| 14 | -0.15080 | -0.15066 | -0.39808 |
| 15 | 0.03446 | 0.03441 | -0.14595 |
| 16 | 0.18251 | 0.18229 | 0.16046 |
| 17 | 0.18755 | 0.18733 | 0.26778 |
| 18 | 0.05140 | 0.05135 | 0.09090 |
| 19 | -0.11648 | -0.11633 | -0.02085 |
| 20 | -0.18422 | -0.18410 | -0.34991 |

TABLE IX Comparison of $J_8(x)$ with its approximations

| x | $J_8(x)$ Tables [2] | $J_8(x)$ Eq. (14) | $J_8(x)$ Eq. (12) |
|-----|------------------------|----------------------|----------------------|
| 0 | 0 | 0 | 0 |
| 1 | 0 | 0 | 0.00248 |
| 2 | 0.0000222 | 0.0000252 | 0.03402 |
| 3 | 0.000493 | 0.000497 | 0.13253 |
| 4 | 0.00403 | 0.00404 | 0.28516 |
| 5 | 0.01841 | 0.01843 | 0.40964 |
| 6 | 0.05653 | 0.05658 | 0.41417 |
| 7 | 0.12797 | 0.12798 | 0.28578 |
| 8 | 0.22345 | 0.22341 | 0.11818 |
| 9 | 0.30507 | 0.30495 | 0.03999 |
| 10 | 0.31785 | 0.31769 | 0.09983 |
| 11 | 0.22497 | 0.22483 | 0.21510 |
| 12 | 0.04510 | 0.04508 | 0.24184 |
| 13 | -0.14105 | -0.14091 | 0.11185 |
| 14 | -0.23197 | -0.23174 | -0.08684 |
| 15 | -0.17398 | -0.17381 | -0.16963 |
| 16 | -0.00702 | -0.00702 | -0.01487 |
| 17 | 0.15374 | 0.15354 | 0.31321 |
| 18 | 0.19593 | 0.19571 | 0.59405 |
| 19 | 0.09294 | 0.09288 | 0.61999 |
| 20 | -0.07387 | -0.07200 | 0.36757 |

TABLE X Comparison of $J_9(x)$ with its approximations

| x | $J_9(x)$ Tables [2] | $J_9(x)$ Eq. (14) | $J_9(x)$ Eq. (13) |
|-----|------------------------|----------------------|----------------------|
| 0 | 0 | 0 | 0 |
| 1 | 0 | 0 | 0.12068 |
| 2 | 0 | 0 | 0.02261 |
| 3 | 0.0000844 | 0.0000874 | -0.28546 |
| 4 | 0.00094 | 0.00094 | -0.55537 |
| 5 | 0.00552 | 0.00554 | -0.51913 |
| 6 | 0.02117 | 0.02120 | -0.14018 |
| 7 | 0.05892 | 0.05896 | 0.33592 |
| 8 | 0.12632 | 0.12633 | 0.58205 |
| 9 | 0.21488 | 0.21484 | 0.46322 |
| 10 | 0.29186 | 0.29176 | 0.13830 |
| 11 | 0.30886 | 0.30871 | -0.09815 |
| 12 | 0.23038 | 0.23024 | -0.08572 |
| 13 | 0.06698 | 0.06695 | 0.06835 |
| 14 | -0.11431 | -0.11419 | 0.11121 |
| 15 | -0.22005 | -0.21984 | -0.09590 |
| 16 | -0.18953 | -0.18935 | -0.42575 |
| 17 | -0.04286 | -0.04283 | -0.58663 |
| 18 | 0.12276 | 0.12261 | -0.38770 |
| 19 | 0.19474 | 0.19455 | 0.07501 |
| 20 | 0.12513 | 0.12649 | 0.48566 |

approximations of (5)–(13) deteriorates as the order, n , of the Bessel function $J_n(x)$ increases and also as the argument, x , increases.

The major intention of this paper is, therefore, to present new trigonometric approximate expressions for the Bessel functions of any order n . These expressions are obtained by approximating the tabulated values of Bessel functions using Fourier-series representation. Comparisons with tabulated values of Bessel functions show that the proposed approximations enjoy excellent accuracies.

PROPOSED APPROXIMATIONS

Here we propose to approximate the Bessel function $J_n(x)$, in the range $x \leq B$, using the Fourier-series of (14).

$$J_n(x) = \sum_{m=0}^{\infty} a_{nm} \cos\left(\frac{m\pi}{B}x\right) \quad (14)$$

In general, the parameters a_{n0} and a_{nm} can be obtained using standard curve-fitting or discrete Fourier transfer (DFT) techniques. These techniques invariably demand extensive computing facilities and well-developed software. Alternatively, by using short-cut methods [4, 5], the parameters a_{nm} can be obtained without recourse to the DFT or standard curve-fitting routines. However, these methods result in Fourier-series having only a finite number of terms. This raises the question of the order of the Fourier-series as this will significantly affect the accuracy of the resulting approximations. In general, a high-order Fourier-series requires a proportionally large number of data points input to the short-cut methods as well as the DFT and the standard curve-fitting techniques. However, using the procedure described in [6] it is possible, at least in theory, to obtain an infinite-order Fourier-series model using a finite number of data points. Thus the number of terms of the Fourier-series can be arbitrarily increased until any desired degree of accuracy is achieved. In principle the procedure described in [6] is based on a short-cut approach in which the function $J_n(x)$ is mirror-imaged and then interpolated between the tabulated data points by using straight line segments joined end-to-end as shown in Figure 1. Using the slopes of the straight-line segments of Figure 1, it is easy

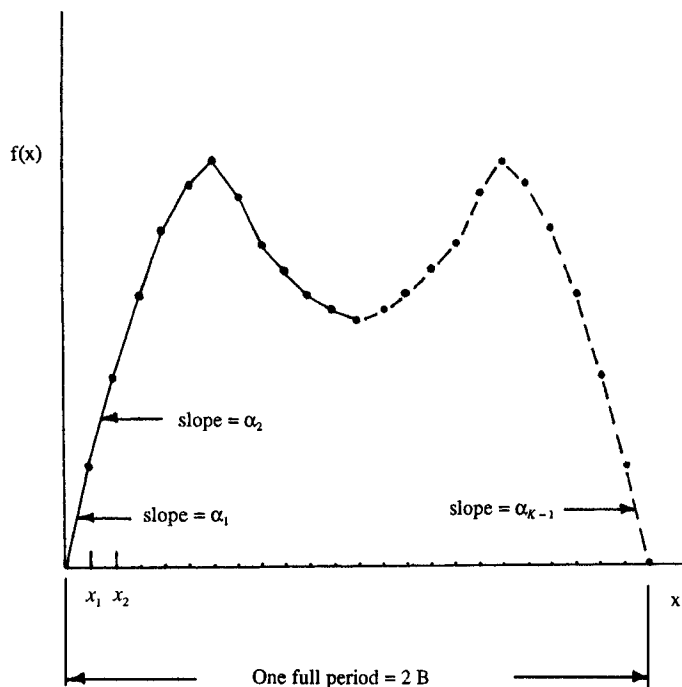


FIGURE 1 Tabulated data after mirror imaging and approximation by straight line segments.

using the procedure described by Kreyszig [7] to show that the parameters a_{nm} can be expressed by

$$a_{nm} = \frac{-B}{(m\pi)^2} \left(\alpha_1 - \alpha_{K-1} + \sum_{k=1}^{K-2} (\alpha_{k+1} - \alpha_k) \cos\left(\frac{m\pi}{B} x_{k+1}\right) \right) \quad (15)$$

The results obtained for the Bessel functions $J_n(x)$, $n = 0-9$, with $B = 17.5$ for $J_0(x) - J_1(x)$ and $B = 20$ for $J_3(x) - J_9(x)$, are shown in Tables XI and XII.

Using the parameters of Tables XI and XII and Eq. (14) calculations were made and the results are shown in Tables I-X. Comparing columns 2 and 3 of Tables I-X one can easily see that the proposed approximations for the Bessel functions $J_n(x)$, $n = 0-9$ are in excellent agreement with their tabulated values.

TABLE XI Parameters a_{nm} of the Bessel function $J_n(x)$

| m | 0 | 1 | n 2 | 3 | 4 |
|-----|-----------|-----------|-----------|-----------|-----------|
| 0 | 0.045975 | -0.11742 | 0.070450 | 0.069537 | 0.10891 |
| 1 | 0.13467 | 0.10201 | 0.088666 | 0.074446 | 0.069250 |
| 2 | 0.10100 | 0.12789 | 0.11301 | 0.077580 | 0.043844 |
| 3 | 0.16036 | 0.097121 | 0.030011 | -0.008820 | -0.058767 |
| 4 | 0.12909 | 0.14014 | 0.033279 | -0.031927 | -0.097518 |
| 5 | 0.33356 | 0.044599 | -0.24124 | -0.18851 | -0.17230 |
| 6 | 0.11367 | -0.22829 | -0.11277 | -0.11337 | 0.11823 |
| 7 | -0.032948 | -0.059191 | 0.033792 | 0.11266 | 0.054726 |
| 8 | 0.017887 | -0.053971 | -0.018578 | -0.006727 | -0.021027 |
| 9 | -0.011752 | -0.024999 | 0.012281 | 0.020823 | 0.012360 |
| 10 | 0.0084883 | -0.027894 | -0.008901 | -0.005692 | -0.008452 |

TABLE XII Parameters a_{nm} of the Bessel function $J_n(x)$

| m | 5 | 6 | n 7 | 8 | 9 |
|-----|-----------|-----------|-----------|-----------|-----------|
| 0 | 0.038932 | 0.036490 | 0.49863 | 0.063432 | 0.060823 |
| 1 | 0.082409 | 0.077591 | 0.045243 | 0.011402 | -0.000127 |
| 2 | -0.014968 | -0.055757 | -0.064547 | -0.066475 | -0.084917 |
| 3 | -0.073121 | -0.087796 | -0.10956 | -0.10571 | -0.052421 |
| 4 | -0.14365 | -0.10642 | 0.0084468 | 0.11960 | 0.15094 |
| 5 | 0.0026941 | 0.15197 | 0.15016 | 0.034399 | -0.076617 |
| 6 | 0.15561 | 0.023082 | -0.091267 | -0.087210 | -0.010134 |
| 7 | -0.056002 | -0.059775 | 0.0091717 | 0.047930 | 0.026255 |
| 8 | 0.0095681 | 0.025285 | 0.0025383 | -0.021244 | -0.016787 |
| 9 | -0.009506 | -0.015442 | -0.000837 | 0.013327 | 0.010785 |
| 10 | 0.0053299 | 0.010772 | 0.0007886 | -0.009451 | -0.007801 |




CONCLUSION

In this paper new formulas for approximating Bessel functions $J_n(x)$, $n = 0-9$ have been presented. These formulas, in terms of trigonometric functions, can be easily integrated and differentiated and are, therefore, convenient for further mathematical processing. Although the approximations presented here are valid for values of $x \leq 20$, their extension to cover wider ranges of arguments x is straight forward. The proposed approximations do not use any recurrence relation and, therefore, avoid the severe accumulation of rounding errors. Finally, it is worth mentioning that the algorithm used for obtaining the present approximations for the Bessel functions $J_n(x)$ is general and can be

used for obtaining trigonometric approximations for any tabulated functions.

References

- [1] Waldron, R. A. (1981). Formulas for computation of approximate values of some Bessel functions, *Proceedings of the IEEE*, **69**, 1686–1588.
- [2] Abramowitz, M. and Stegun, I. A. (1964). Handbook of Mathematical Functions, National Bureau of Standards, Washington, D.C.
- [3] Blachman, N. M. and Mousavinezhad, S. H. (1986). Trigonometric approximations for Bessel functions, *IEEE Transactions on Aerospace and Electronic Systems*, **AES-22**, 2–7.
- [4] Dodes, I. A. (1978). Numerical Analysis for Computer Science, New York: Elsevier North Holland.
- [5] Hamming, R. W. (1962). Numerical Methods for Scientists and Engineers, New York: McGraw-Hill.
- [6] Abuelma'atti, M. T. (1993). A simple algorithm for fitting measured data to Fourier-series models, *International Journal of Mathematical Education in Science and Technology*, **24**, 107–112.
- [7] Kreyszig, E. (1979). Advanced Engineering Mathematics, New York: John Wiley.



Hindawi

Submit your manuscripts at
<http://www.hindawi.com>

