

## Trust, Emotion, Sex, Politics, and Science: Surveying the Risk Assessment Battlefield

Paul Slovic

Paul.Slovic@chicagounbound.edu

Follow this and additional works at: <http://chicagounbound.uchicago.edu/uclf>

---

### Recommended Citation

Slovic, Paul () "Trust, Emotion, Sex, Politics, and Science: Surveying the Risk Assessment Battlefield," *University of Chicago Legal Forum*: Vol. 1997: Iss. 1, Article 4.

Available at: <http://chicagounbound.uchicago.edu/uclf/vol1997/iss1/4>

This Article is brought to you for free and open access by Chicago Unbound. It has been accepted for inclusion in University of Chicago Legal Forum by an authorized administrator of Chicago Unbound. For more information, please contact [unbound@law.uchicago.edu](mailto:unbound@law.uchicago.edu).

# Trust, Emotion, Sex, Politics, and Science: Surveying the Risk Assessment Battlefield

Paul Slovic†

The practice of risk assessment has steadily increased in prominence during the past several decades, as risk managers in government and industry have sought to develop more effective ways to meet public demands for a safer and healthier environment. Dozens of scientific disciplines have been mobilized to provide technical information about risk, and billions of dollars have been expended to create this information and distill it in the context of risk assessments.<sup>1</sup>

Ironically, as our society and other industrialized nations have expended this great effort to make life safer and healthier, many in the public have become more, rather than less, concerned about risk. These individuals see themselves as exposed to more serious risks than were faced by people in the past, and they believe that this situation is getting worse rather than better.<sup>2</sup> Nuclear and chemical technologies (except for medicines) have been stigmatized by being perceived as entailing unnaturally great risks.<sup>3</sup> As a result, it has been difficult, if not impossi-

---

† President of Decision Research in Eugene, Oregon, and Professor of Psychology at the University of Oregon. Preparation of this article was supported by the Alfred P. Sloan Foundation, the Electric Power Research Institute, and the National Science Foundation under Grants No. 91-10592 and SBR 94-122754. Portions of the text originally appeared in the following articles: Howard Kunreuther and Paul Slovic, *Science, Values, and Risk*, 545 *Annals Am Acad Pol & Soc Sci* 116 (May 1996); James Flynn, Paul Slovic, and C.K. Mertz, *Gender, Race, and Perception of Environmental Health Risks*, 14 *Risk Analysis* 1101 (1994); Ellen Peters and Paul Slovic, *The Role of Affect and Worldviews as Orienting Dispositions in the Perception and Acceptance of Nuclear Power*, 26 *J Applied Soc Psych* 1427 (1996); Paul Slovic, *Perceived Risk, Trust, and Democracy*, 13 *Risk Analysis* 675 (1993); Paul Slovic, *Trust, Emotion, Sex, Politics, and Science: Surveying the Risk-Assessment Battlefield*, in Max H. Bazerman, et al, eds, *Environment, Ethics, and Behavior* (New Lexington 1997), and in Paul Slovic and Robin Gregory, *Risk Analysis, Decision Analysis, and the Social Context for Risk Decision Making* (Decision Research Report No 97-8, 1997) (on file with author). The contribution of Robin Gregory to the discussion of risk analysis and decision analysis is gratefully acknowledged.

<sup>1</sup> For an examination of the various scientific approaches to risk, see Vlasta Molak, ed, *Fundamentals of Risk Analysis and Risk Management* (Lewis 1997).

<sup>2</sup> Paul Slovic, *Perception of Risk*, 236 *Science* 280 (April 17, 1987).

<sup>3</sup> Robin Gregory, James Flynn, and Paul Slovic, *Technological Stigma*, 83 *Am Scientist* 220, 221 (May-June 1995).

ble, to find host sites for disposing of high-level or low-level radioactive wastes, or for incinerators, landfills, and other chemical facilities.<sup>4</sup>

Public perceptions of risk have been found to determine the priorities and legislative agendas of regulatory bodies such as the Environmental Protection Agency ("EPA"), much to the distress of agency technical experts who argue that other hazards deserve higher priority. The bulk of the EPA's budget in recent years has gone to hazardous waste primarily because the public believes that the cleanup of Superfund sites is the most serious environmental priority for the country.<sup>5</sup> Hazards such as indoor air pollution are considered more serious health risks by experts but are not perceived that way by the public.<sup>6</sup>

Great disparities in monetary expenditures designed to prolong life, as shown in Table 1, may also be traced to public perceptions of risk. The relatively small sums expended to reduce mundane hazards such as automobile accidents are as noteworthy as the large sums of money devoted to protection from radiation and chemical toxins.<sup>7</sup> Other studies have shown that serious risks from national disasters such as floods, hurricanes, and earthquakes generate relatively little public concern and demand for protection.<sup>8</sup>

Such discrepancies are seen as irrational by many harsh critics of public perceptions. These critics draw a sharp dichotomy between the experts and the public. Experts are seen as purveying risk assessments, characterized as objective, analytic, wise, and rational—based on the *real risks*. In contrast, the public is seen to rely on *perceptions of risk* that are subjective, often hypothetical, emotional, foolish, and irrational.<sup>9</sup> Weiner defends the dichotomy, arguing that "this separation of reality and perception is pervasive in a technically sophisticated society, and serves to achieve a necessary emotional distance . . . ."<sup>10</sup>

---

<sup>4</sup> Id at 222.

<sup>5</sup> U.S. Environmental Protection Agency, Office of Policy Analysis, *Unfinished Business: A Comparative Assessment of Environmental Problems* (EPA 1987).

<sup>6</sup> Id.

<sup>7</sup> Id at 371, 377.

<sup>8</sup> Risa I. Palm, *Natural Hazards: An Integrative Framework for Research and Planning* (Johns Hopkins 1990); Howard Kunreuther, *Mitigating Disaster Losses Through Insurance*, 12 *J Risk & Uncertainty* 171-87 (1996).

<sup>9</sup> See, for example, Robert L. Dupont, *Nuclear Phobia—Phobic Thinking About Nuclear Power* (Media Institute 1980); Vincent T. Covello, et al, eds, *The Analysis of Actual Versus Perceived Risks* (Plenum 1983).

<sup>10</sup> Ruth F. Weiner, *Comment on Sheila Jasanoff's Guest Editorial in Risk Analysis*,

**Table 1**  
*Costs of a Year of Life Saved by Various Interventions*<sup>11</sup>

Intervention	Cost (U.S. \$)
Flu shots	500
Water chlorination	4,000
Pneumonia vaccination	12,000
Breast cancer screening	17,000
All medical interventions	19,000
Construction safety rules	38,000
All transportation interventions	56,000
Highway improvement	60,000
Home radon control	141,000
Asbestos controls	1.9 million
All toxin controls	2.8 million
Arsenic emission controls	6.0 million
Radiation controls	10.0 million

In sum, polarized views, controversy, and overt conflict have become pervasive within risk assessment and risk management. A desperate search for salvation through risk-communication efforts began in the mid-1980s—yet, despite some localized successes, this effort has not stemmed the major conflicts or reduced much of the dissatisfaction with risk management. This dissatisfaction can be traced, in part, to a failure to appreciate the complex and socially determined nature of the concept “risk.” In the remainder of this paper, I shall describe several streams of research that demonstrate this complexity and point toward the need for new definitions of risk and new approaches to risk management.

## I. THE NEED FOR A NEW PERSPECTIVE

New perspectives and new approaches are needed to manage risks effectively in our society. Social science research has provided some valuable insights into the nature of the problem that, without indicating a clear solution, do point to some promising prescriptive actions.

For example, early studies of risk perception demonstrated that the public’s concerns could not simply be blamed on ignorance or irrationality. Instead, research has shown that many of the public’s reactions to risk (including reactions that may under-

*Volume 13, Number 2, 13 Risk Analysis 495 (1993).*

<sup>11</sup> Adapted from Tammy O. Tengs, et al, *Five-Hundred Life-Saving Interventions and Their Cost-Effectiveness*, 15 *Risk Analysis* 369 (1995).

lie the data in Table 1) can be attributed to a sensitivity to technical, social, and psychological qualities of hazards that are not well-modeled in technical risk assessments (for instance, qualities such as uncertainty in risk assessments, perceived inequity in the distribution of risks and benefits, and aversion to being exposed to risks that are involuntary, not under one's control, or dreaded).<sup>12</sup> The important role of social values in risk perception and risk acceptance has thus become apparent.<sup>13</sup>

More recently, another important aspect of the risk-perception problem has come to be recognized. This is the role of trust. In recent years there have been numerous articles and surveys pointing out the importance of trust in risk management and documenting the extreme distrust we now have in many of the individuals, industries, and institutions responsible for risk management.<sup>14</sup> This pervasive distrust has also been shown to be strongly linked both to the perception that risks are unacceptably high and to political activism to reduce those risks.<sup>15</sup>

A third insight pertains to the very nature of the concept "risk." Current approaches to risk assessment and risk management are based on the traditional view of risk as some objective function of probability (uncertainty) and adverse consequences. I shall argue for a conception of risk that is starkly different from this traditional view. This new approach highlights the subjective and value-laden nature of risk and conceptualizes risk as a game in which the rules must be socially negotiated within the context of a specific problem.

#### A. The Subjective and Value-Laden Nature of Risk Assessment

Attempts to manage risk must confront the question: "What is risk?" The dominant conception views risk as "the chance of injury, damage, or loss."<sup>16</sup> The probabilities and consequences of adverse events are assumed to be produced by physical and natural processes in ways that can be objectively quantified by risk assessment. Much social science analysis rejects this notion, arguing instead that risk is inherently subjective.<sup>17</sup> In this view,

---

<sup>12</sup> Paul Slovic, *Perception of Risk*, 236 *Science* 280 (1987).

<sup>13</sup> *Id.* at 283.

<sup>14</sup> See, for example, Paul Slovic, *Perceived Risk, Trust, and Democracy*, 13 *Risk Analysis* 675 (1993).

<sup>15</sup> *Id.* at 676.

<sup>16</sup> *Webster's New World Dictionary* 516 (Warner 1983).

<sup>17</sup> Silvio O. Funtowicz and Jerome R. Ravetz, *Three Types of Risk Assessment and the Emergence of Post-Normal Science*, in Sheldon Krimsky and Dominic Golding, eds, *Social*

risk does not exist "out there," independent of our minds and cultures, waiting to be measured. Instead, human beings have invented the concept *risk* to help them understand and cope with the dangers and uncertainties of life. Although these dangers are real, there is no such thing as "real risk" or "objective risk." The nuclear engineer's probabilistic risk estimate for a nuclear accident or the toxicologist's quantitative estimate of a chemical's carcinogenic risk are both based on theoretical models, whose structure is subjective and assumption-laden, and whose inputs are dependent on judgment. As we shall see, nonscientists have their own models, assumptions, and subjective assessment techniques (intuitive risk assessments), which are sometimes very different from the scientists' models.

One way in which subjectivity permeates risk assessments is in the dependence of such assessments on judgments at every stage of the process, from the initial structuring of a risk problem to deciding which endpoints or consequences to include in the analysis, identifying and estimating exposures, choosing dose-response relationships, and so on. For example, even the apparently simple task of choosing a risk measure for a well-defined endpoint such as human fatalities is surprisingly complex and judgmental. Table 2 shows a few of the many different ways that fatality risks can be measured. How should we decide which measure to use when planning a risk assessment, recognizing that the choice is likely to make a big difference in how the risk is perceived and evaluated?

An example taken from Wilson and Crouch<sup>18</sup> demonstrates how the choice of one measure or another can make a technology look either more or less risky. For example, between 1950 and 1970, coal mines became much less risky in terms of deaths from accidents per ton of coal, but they became marginally riskier in terms of deaths from accidents per employee.<sup>19</sup> Which measure one thinks more appropriate for decisionmaking depends on one's point of view. From a national point of view, given that a certain

---

*Theories of Risk* 251 (Praeger 1992); Harry Otway, *Public Wisdom, Expert Fallibility: Toward a Contextual Theory of Risk*, in Krinsky and Golding, eds, *Social Theories of Risk* 215 (cited in note 17); Paul Slovic, *Perception of Risk: Reflections on the Psychometric Paradigm*, in Krinsky and Golding, eds, *Social Theories of Risk* 117 (cited in note 17); Brian Wynne, *Risk and Social Learning: Reification to Engagement*, in Krinsky and Golding, eds, *Social Theories of Risk* 275 (cited in note 17); Nick Pidgeon, et al, *Risk Perception*, in Royal Society Study Group, eds, *Risk: Analysis, Perception, and Management* (Royal Society 1992).

<sup>18</sup> Edmund A.C. Crouch and Richard Wilson, *Risk/Benefit Analysis* (Ballinger 1982).

<sup>19</sup> *Id* at 12-13.

amount of coal has to be obtained to provide fuel, deaths per million tons of coal is the more appropriate measure of risk, whereas from a labor leader's point of view, deaths per thousand persons employed may be more relevant.

**Table 2**  
*Some Ways of Expressing Mortality Risks*<sup>20</sup>

---

Deaths per million people in the population
Deaths per million people within x miles of the source of exposure
Deaths per unit of concentration
Deaths per facility
Deaths per ton of air toxic released
Deaths per ton of air toxic absorbed by people
Deaths per ton of chemical produced
Deaths per million dollars of product produced
Loss of life expectancy associated with exposure to the hazard

---

Each way of summarizing deaths embodies its own set of values.<sup>21</sup> For example, "reduction in life expectancy" treats deaths of young people as more important than deaths of older people, who have less life expectancy to lose. Simply counting fatalities treats deaths of the old and young as equivalent; it also treats as equivalent deaths that come immediately after mishaps and deaths that follow painful and debilitating disease. Using "number of deaths" as the summary indicator of risk implies that it is as important to prevent deaths of people who engage in an activity by choice and have been benefiting from that activity as it is to protect those who do not choose to run a risk and those who are exposed to a hazard involuntarily get no benefit from it. One can easily imagine a range of arguments to justify different kinds of unequal weightings for different kinds of deaths, but to arrive at any selection requires a value judgment concerning which deaths one considers most undesirable. To treat the deaths as equal also involves a value judgment.

## B. Framing the Risk Information

After a risk analysis has "negotiated" all the subjective steps of defining the problem and its options, selecting and measuring risks in terms of particular outcomes, determining the people at

---

<sup>20</sup> Howard Kunreuther and Paul Slovic, *Science, Values, and Risk*, 545 *Annals Am Acad Pol & Soc Sci* 116, 120 (1996).

<sup>21</sup> National Research Council, *Improving Risk Communication* (National Academy 1989). As indicated later in this Article, these values encompass social, political and technological concerns, among others.

risk and their exposure parameters, and so on, one comes to the presentation of this information to the decisionmaker, often referred to as "framing." This process of presentation is also rife with subjectivity.

Numerous research studies have demonstrated that different (but logically equivalent) ways of presenting the same risk information can lead to different evaluations and decisions. One dramatic example of this comes from a study by McNeil, Pauker, Sox, and Tversky, who asked people to imagine that they had lung cancer and had to choose between two therapies, surgery or radiation.<sup>22</sup> The two therapies were described in some detail. Then, one group of subjects was presented with the cumulative probabilities of surviving for varying lengths of time after the treatment.<sup>23</sup> A second group of subjects received the same cumulative probabilities framed in terms of dying rather than surviving (for instance, instead of being told that 68 percent of those having surgery will have survived after one year, they were told that 32 percent will have died).<sup>24</sup> Framing the statistics in terms of dying changed the percentage of subjects choosing radiation therapy over surgery from 18 percent to 44 percent.<sup>25</sup> The effect was as strong for physicians as for laypersons.<sup>26</sup>

Equally striking changes in preference result from framing the information about consequences in terms of either lives saved or lives lost,<sup>27</sup> or from describing an improvement in a river's water quality as a *restoration* of lost quality or an *improvement* from the current level.<sup>28</sup>

We now know that every form of presenting risk information is a frame that has a strong influence on the decisionmaker. Moreover, when we contemplate the equivalency of lives saved versus lives lost, mortality rates versus survival rates, restoring lost water quality versus improving water quality, and so forth,

---

<sup>22</sup> Barbara J. McNeil, et al, *On the Elicitation of Preferences for Alternative Therapies*, 306 New Eng J Med 1259 (1982).

<sup>23</sup> Id at 1260.

<sup>24</sup> Id.

<sup>25</sup> Id at 1261.

<sup>26</sup> Id. Framing the problem to physicians resulted in a change of 16 percent to 50 percent.

<sup>27</sup> Amos Tversky and Daniel Kahneman, *The Framing of Decisions and the Psychology of Choice*, 211 Science 453 (1981).

<sup>28</sup> Robin Gregory, Sarah Lichtenstein, and Donald MacGregor, *The Role of Past States in Determining Reference Points for Policy Decisions*, 55 Organizational Behav & Hum Decision Processes 195, 197 (1993).



we see that there are often no "right frames" or "wrong frames"—just different frames.

### C. The Multidimensionality of Risk

As noted above, research has also shown that the public has a broad conception of risk, qualitative and complex, that incorporates considerations such as uncertainty, dread, catastrophic potential, controllability, equity, risk to future generations, and so forth, into the risk equation. In contrast, experts' perceptions of risk are not closely related to these dimensions or the characteristics that underlie them. Instead, studies show that experts tend to see riskiness as synonymous with expected mortality, consistent with the definition given above and consistent with the ways that risks tend to be characterized in risk assessments.<sup>29</sup> As a result of these different perspectives, many conflicts over "risk" may result from experts and laypeople having different definitions of the concept. In this light, it is not surprising that expert recitations of "risk statistics" often do little to change people's attitudes and perceptions.<sup>30</sup>

There are legitimate, value-laden issues underlying the multiple dimensions of public risk perceptions, and these values need to be considered in risk-policy decisions. For example, is risk from cancer (a dreaded disease) worse than risk from auto accidents (not dreaded)? Is a risk imposed on a child more serious than a known risk accepted voluntarily by an adult? Are the deaths of 50 passengers in separate automobile accidents equivalent to the deaths of 50 passengers in one airplane crash? Is the risk from a polluted Superfund site worse if the site is located in a neighborhood that has a number of other hazardous facilities nearby? The difficult questions multiply when outcomes other than human health and safety are considered.

### D. The Risk Game

There are clearly multiple conceptions of risk.<sup>31</sup> Dean and Thompson note that the traditional view of risk, characterized by event probabilities and consequences, treats the many subjective

---

<sup>29</sup> See, for example, Bernard L. Cohen, *Criteria for Technology Acceptability*, 5 Risk Analysis 1 (1985).

<sup>30</sup> Paul Slovic, *Perception of Risk*, 236 Science 280, 285 (1987).

<sup>31</sup> For some examples of these conceptions, see Kristin Sharon Shrader-Frechette, *Risk and Rationality: Philosophical Foundations for Populist Reforms* (California 1991).

and contextual factors described above as secondary or accidental dimensions of risk, just as coloration might be thought of as a secondary or accidental dimension of an eye.<sup>32</sup> Accidental dimensions might be extremely influential in the formation of attitudes toward risk, just as having blue or brown coloration is extremely influential in forming attitudes toward eyes. Furthermore, it may be that all risks possess some accidental dimensions, just as all organs of sight are in some way colored. Nevertheless, accidental dimensions do not serve as criteria for determining whether someone is or is not at risk, just as coloration is irrelevant to whether something is or is not an eye.

I believe that the multidimensional, subjective, value-laden, frame-sensitive nature of risky decisions, as described above, supports a very different view, which Dean and Thompson call "the contextualist conception." This conception places probabilities and consequences on the list of relevant risk attributes along with voluntariness, equity, and other important contextual parameters. On the contextualist view, the concept of risk is more like the concept of a game than the concept of the eye. Games have time limits, rules of play, opponents, criteria for winning or losing, and so on, but none of these attributes is essential to the concept of a game, nor is any of them characteristic of all games. Similarly, a contextualist view of risk assumes that risks are characterized by some combination of attributes such as voluntariness, probability, intentionality, equity, and so on, but that no one of these attributes is essential. The bottom line is that just as there is no universal set of rules for games, there is no universal set of characteristics for describing risk. The characterization must depend on which risk game is being played.

## II. SEX, POLITICS, AND EMOTION IN RISK JUDGMENTS

Given the complex and subjective nature of risk, it should not surprise us that many interesting and provocative things occur when people judge risks. Recent studies have shown that factors such as gender, race, political worldviews, affiliation, emotional affect, and trust are strongly correlated with risk judgments. Equally important is that these factors influence the judgments of experts as well as judgments of laypersons.

---

<sup>32</sup> Paul B. Thompson and Wesley Dean, *Competing Conceptions of Risk*, 7 Risk: Health, Safety, & Envir 361 (1996).

## A. Sex

Sex is strongly related to risk judgments and attitudes. Several dozen studies have documented the finding that men tend to judge risks as smaller and less problematic than do women.<sup>33</sup> A number of hypotheses have been put forward to explain sex differences in risk perception. One approach has been to focus on biological and social factors. For example, women have been characterized as more concerned about human health and safety because they are socialized to nurture and maintain life.<sup>34</sup> They have been characterized as physically more vulnerable to violence, such as rape, and this may sensitize them to other risks.<sup>35</sup> The combination of biology and social experience has been put forward as the source of a "different voice" that is distinct to women.<sup>36</sup>

A lack of knowledge and familiarity with science and technology has also been suggested as a basis for these differences, particularly with regard to nuclear and chemical hazards. Women are discouraged from studying science and there are relatively few women scientists and engineers.<sup>37</sup> However, Barke, Jenkins-

---

<sup>33</sup> See, for example, Charles J. Brody, *Differences by Sex in Support for Nuclear Power*, 63 Soc Forces 209 (1984); Richard E. Carney, *Attitudes Towards Risk*, in Richard E. Carney, ed, *Risk Taking Behavior: Concepts, Methods, and Applications to Smoking and Drug Abuse* 96 (Charles C. Thomas 1971); David M. Dejoy, *An Examination of Gender Differences in Traffic Accident Risk Perception*, 24 Accident Analysis & Prevention 237 (1992); Jan M. Gutteling and Oene Wiegman, *Gender-Specific Reactions to Environmental Hazards in the Netherlands*, 28 Sex Roles 433 (1993); Patricia A. Gwartney-Gibbs and Denise H. Lach, *Sex Differences in Attitudes toward Nuclear War*, 28 J Peace Res 161 (1991); Marc Pillisuk and C. Acredolo, *Fear of Technological Hazards: One Concern or Many?*, 3 Soc Behav 17 (1988); Lennart Sjöberg and Brit-Marie Drottz-Sjöberg, *Attitudes toward Nuclear Waste: Rhizikon Research Report No. 12* (Stockholm School of Economics Center for Risk Research 1993); Paul Slovic, et al, *Health Risk Perception in Canada: Report No. 93-EHD-170* (Department of National Health and Welfare 1993); Paul Slovic, et al, *Risk Perception of Prescription Drugs: Report on a Survey in Sweden*, 4 Pharmaceutical Med 43 (1989); Clarence Spigner, Wesley Hawkins, and Wendy Loren, *Gender Differences in Perception of Risk Associated with Alcohol and Drug Use Among College Students*, 20 Women & Health 87 (1993); Mary Ann E. Steger and Stephanie L. Witt, *Gender Differences in Environmental Orientations: A Comparison of Publics and Activists in Canada and the U.S.*, 42 W Pol Q 627 (Dec 1989); Paul C. Stern, Thomas Dietz, and Linda Kalof, *Value Orientations, Gender, and Environmental Concern*, 25 Envir & Behav 322 (1993).

<sup>34</sup> Steger and Witt, 42 W Pol Q at 628 (cited in note 33).

<sup>35</sup> Terry L. Baumer, *Research on Fear of Crime in the United States*, 3 Victimology 254 (1978); Stephanie Riger, Margaret T. Gordon, and Robert Le Bailly, *Women's Fear of Crime: From Blaming to Restricting the Victim*, 3 Victimology 274 (1978).

<sup>36</sup> Carol Gilligan, *In a Different Voice: Psychological Theory and Women's Development* (Harvard 1982); Carolyn Merchant, *The Death of Nature: Women, Ecology, and the Scientific Revolution* (Harper & Row 1980).

<sup>37</sup> Joe Alper, *The Pipeline is Leaking Women All the Way Along*, 260 Science 409

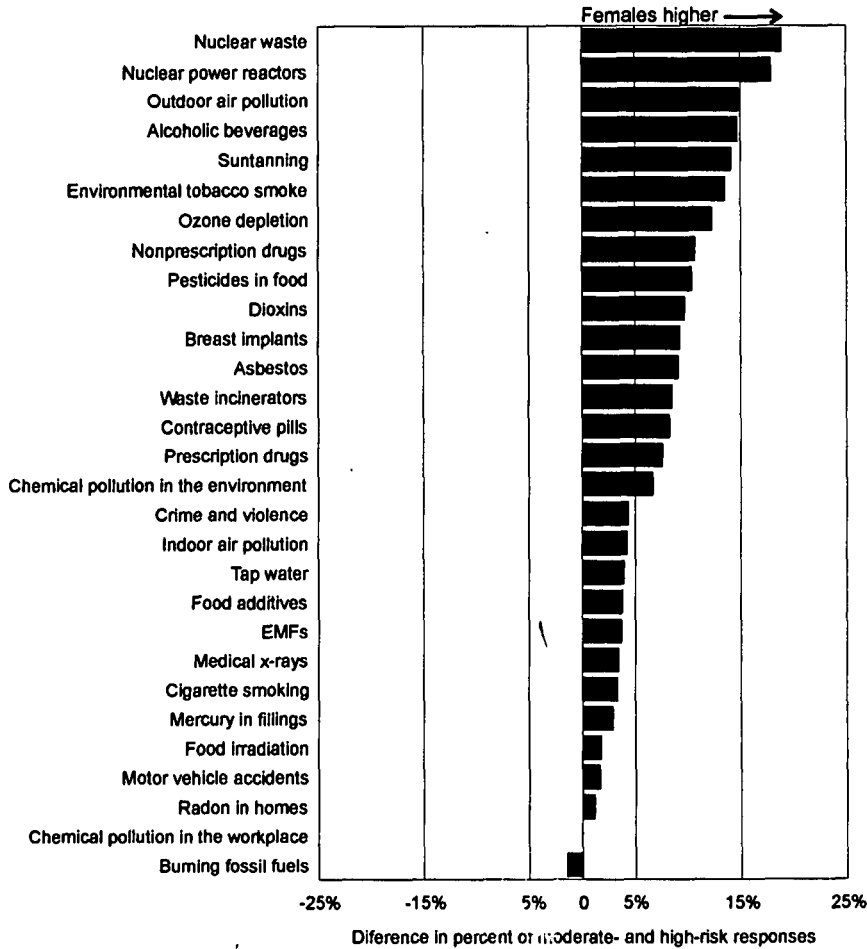
Smith, and Slovic have found that female physical scientists judge risks from nuclear technologies to be higher than do male physical scientists.<sup>38</sup> Similar results with scientists were obtained by Malmfors, Mertz, Neil, Slovic, and Purchase, who found that female members of the British Toxicological Society were far more likely than male toxicologists to judge societal risks as moderate or high (see Figure 1). Certainly the female scientists in these studies cannot be accused of lacking knowledge and technological literacy. Something else must be going on.

---

(1993).

<sup>38</sup> Richard Barke, Hank Jenkins-Smith, and Paul Slovic, *Risk Perceptions of Men and Women Scientists* 78 Soc Sci Q 167 (1997).

**Figure 1**  
*Perceived Health Risk to the Average Exposed British Citizen as Judged by Members of the British Toxicological Society<sup>39</sup>*



Hints about the origin of these sex differences come from a study by Flynn, Slovic, and Mertz, in which 1512 Americans were asked, for each of 25 hazard items, to indicate whether the hazard posed (1) little or no risk, (2) slight risk, (3) moderate risk, or (4) high risk to society.<sup>40</sup> Figure 2 shows the difference in the

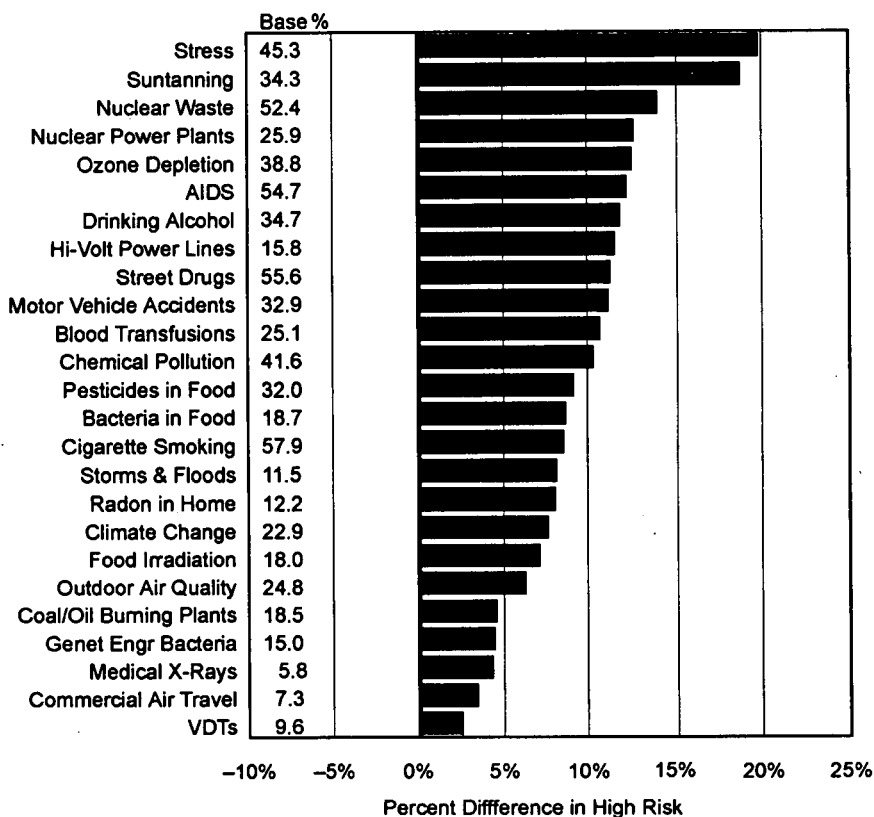
<sup>39</sup> Paul Slovic, et al, *Evaluating Chemical Risks: Results of a Survey of the British Toxicological Society* 16 *Hum & Experimental Toxicology* 289, 294 (1997). Percent difference is percent female moderate and high risk responses minus percent male moderate and high risk responses ( $N = 92$  females and 208 males).

<sup>40</sup> James Flynn, Paul Slovic, and C.K. Mertz, *Gender, Race, and Perception of Environmental Health Risks*, 14 *Risk Analysis* 1101, 1102 (1994).

percentage of males and females who rated a hazard as a "high risk." All differences are to the right of the 0 percent mark, indicating that the percentage of high-risk responses was greater for women on every item.<sup>41</sup> A similar graph (Figure 3) shows that the percentage of high-risk responses was greater among people of color than among white respondents for every item studied.<sup>42</sup>

**Figure 2**

*Perceived Health Risks to American Public by Gender: Difference between Males and Females<sup>43</sup>*

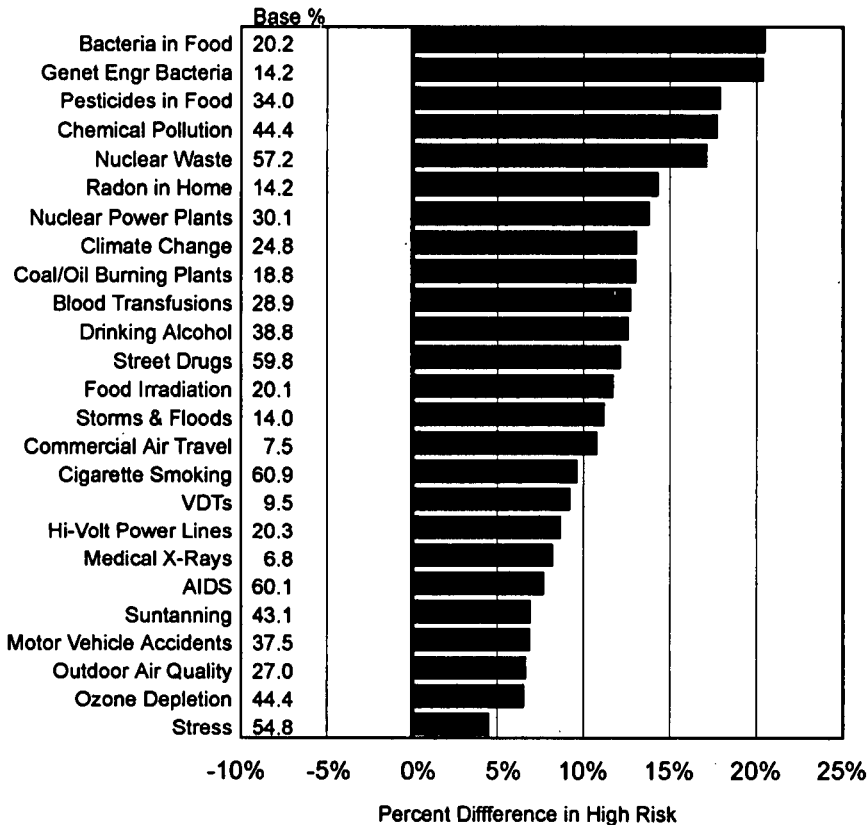


<sup>41</sup> Id at 1104.

<sup>42</sup> Id at 1105.

<sup>43</sup> Id at 1104. Base percent equals male high-risk response. Percent difference is female high-risk response minus male high-risk response.

**Figure 3**  
*Perceived Health Risks to American Public by Race: Difference  
 between Whites and Non-Whites<sup>44</sup>*

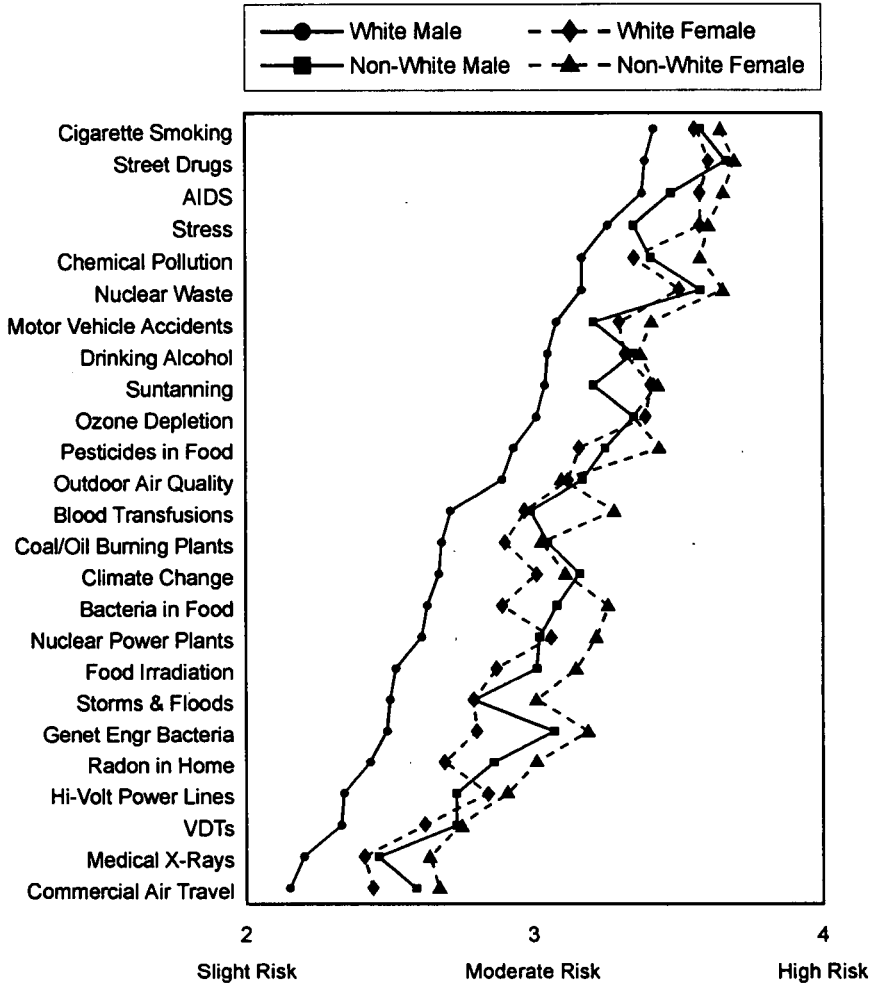


Perhaps the most striking result from this study is shown in Figure 4, which presents the mean risk ratings separately for white males, white females, nonwhite males, and nonwhite females. Across the 25 hazards, white males produced risk-perception ratings that were consistently much lower than the means of the other three groups.<sup>45</sup>

<sup>44</sup> Flynn, Slovic, and Mertz, 14 Risk Analysis at 1105 (cited in note 40). Base percent equals white high-risk response. Percent difference is nonwhite high-risk response minus white high-risk response.

<sup>45</sup> Id at 1104.

**Figure 4**  
*Mean Risk-Perception Ratings by Race and Gender<sup>46</sup>*

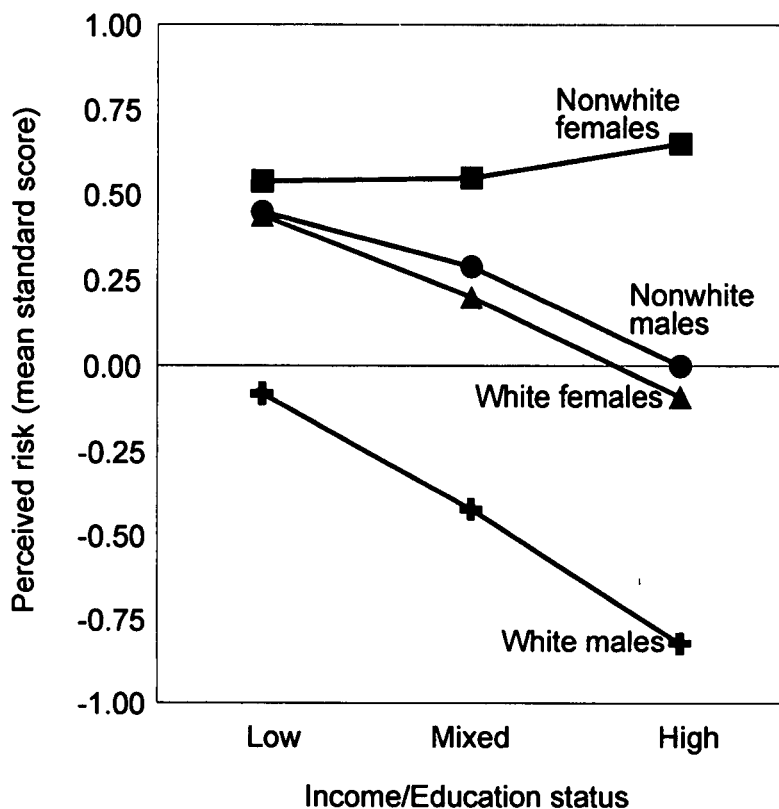


Although perceived risk was inversely related to income and educational level, controlling for these differences statistically did not reduce much of the white-male effect on risk perception. Figure 5 shows, for example, that white males exhibited far lower perceived risk at each of three levels of income and educational status.

<sup>46</sup> Id.



**Figure 5**  
*Risk-Perception Index by Race, Gender, Income, and Education*<sup>47</sup>



*Note:* High = high income (\$50K+) and high education (college graduate+); low = low income (<30K) and low education (high school or less); mixed = all those not in high or low status groups.

When the data underlying Figure 4 were examined more closely, Flynn, Slovic, and Mertz observed that not all white males perceived risks as low. The “white-male effect” appeared to be caused by about 30 percent of the white-male sample who judged risks to be extremely low.<sup>48</sup> The remaining white males

<sup>47</sup> Results from a national survey conducted by Decision Research (Eugene, Oregon) (on file with author). High status = high income (\$50K +) and high education (college graduate +); low = low income (< \$30K) and low education (high school or less); mixed = all of those not in high or low status groups.

<sup>48</sup> *Id.* at 1106.

were not much different from the other subgroups with regard to perceived risk.

What differentiated these white males who were most responsible for the effect from the rest of the sample, including other white males who judged risks as relatively high? When compared to the remainder of the sample, the group of white males with the lowest risk-perception scores were better educated (42.7 percent college or postgraduate degree versus 26.3 percent in the other group), had higher household incomes (32.1 percent above \$50,000 versus 21.0 percent in the other group), and were politically more conservative (48.0 percent conservative versus 33.2 percent more liberal).<sup>49</sup>

Particularly noteworthy is the finding that the low risk-perception subgroup of white males also held very different attitudes than the other respondents.<sup>60</sup> Specifically, they were *more likely* than the others to:

- Agree that future generations can take care of themselves when facing risks imposed on them from today's technologies (64.2 percent versus 46.9 percent).
- Agree that if a risk is very small it is okay for society to impose that risk on individuals without their consent (31.7 percent versus 20.8 percent).
- Agree that science can settle differences of opinion about the risks of nuclear power (61.8 percent versus 50.4 percent).
- Agree that government and industry can be trusted with making the proper decisions to manage the risks from technology (48.0 percent versus 31.1 percent).
- Agree that we can trust the experts and engineers who build, operate, and regulate nuclear power plants (62.6 percent versus 39.7 percent).
- Agree that we have gone too far in pushing equal rights in this country (42.7 percent versus 30.9 percent).
- Agree with the use of capital punishment (88.2 percent versus 70.5 percent).
- Disagree that technological development is destroying nature (56.9 percent versus 32.8 percent).
- Disagree that they have very little control over risks to their health (73.6 percent versus 63.1 percent).
- Disagree that the world needs a more equal distribution of wealth (42.7 percent versus 31.3 percent).

---

<sup>49</sup> Flynn, Slovic, and Mertz, 14 Risk Analysis at 1106 (cited in note 40).

<sup>60</sup> Flynn, Slovic, and Mertz, 14 Risk Analysis at 1106 (cited in note 40).

- Disagree that local residents should have the authority to close a nuclear power plant if they think it is not run properly (50.4 percent versus 25.1 percent).
- Disagree that the public should vote to decide on issues such as nuclear power (28.5 percent versus 16.7 percent).

In sum, the subgroup of white males who perceive risks to be quite low can be characterized by trust in institutions and authorities and by anti-egalitarian attitudes, including a disinclination toward giving decisionmaking power to citizens in areas of risk management.

The results of this study raise new questions. What does it mean for the explanations of gender differences when we see that the sizable differences between white males and white females do not exist for nonwhite males and nonwhite females? Why do a substantial percentage of white males see the world as so much less risky than everyone else sees it?

Obviously, the salience of biology is reduced by these data on risk perception and race. Biological factors should apply to nonwhite men and women as well as to white men and women. The present data thus move us away from biology and toward sociopolitical explanations. Perhaps white males see less risk in the world because they create, manage, control, and benefit from many of the major technologies and activities. Perhaps women and nonwhite men see the world as more dangerous because in many ways they are more vulnerable, because they benefit less from many of its technologies and institutions, and because they have less power and control over what happens in their communities and their lives. Although the survey conducted by Flynn, Slovic, and Mertz was not designed to test these alternative explanations, the race and gender differences in perceptions and attitudes point toward the role of power, status, alienation, trust, perceived government responsiveness, and other sociopolitical factors in determining perception and acceptance of risk.

To the extent that these sociopolitical factors shape public perception of risks, we can see why traditional attempts to make people see the world as white males do, by showing them statistics and risk assessments, are unlikely to succeed. The problem of risk conflict and controversy goes beyond science. It is deeply rooted in the social and political fabric of our society.

## B. Risk Perception and Worldviews

The influence of social, psychological, and political factors also can be seen in studies examining the impact of worldviews on risk judgments.

Worldviews are general social, cultural, and political attitudes that appear to have an influence over people's judgments about complex issues.<sup>51</sup> Dake has conceptualized worldviews as "orienting dispositions," because of their role in guiding people's responses.<sup>52</sup> Some of the worldviews identified to date are listed below, along with representative attitude statements:<sup>53</sup>

- Fatalism (for instance, "I feel I have very little control over risks to my health").
- Hierarchy (for instance, "Decisions about health risks should be left to the experts").
- Individualism (for instance, "In a fair system, people with more ability should earn more").
- Egalitarianism (for instance, "If people were treated more equally, we would have fewer problems").
- Technological enthusiasm (for instance, "A high-technology society is important for improving our health and social well-being").

People differ from one another in these views. Fatalists tend to think that what happens in life is pre-ordained. Hierarchists like a society organized such that commands flow down from authorities and obedience flows up the hierarchy. Egalitarians prefer a world in which power and wealth are more evenly distributed. Individualists like to do their own thing, unhindered by government or any other kind of constraints.

Dake, Jenkins-Smith, and others have measured worldviews with survey techniques and found them to be strongly linked to public perceptions of risk.<sup>54</sup> My colleagues and I have obtained

---

<sup>51</sup> David M. Buss, Kenneth H. Craik, and Karl M. Dake, *Contemporary Worldviews and Perception of the Technological System*, in Vincent T. Covello, Joshua Menkes, and Jeryl Mumpower, eds, *Risk Evaluation and Management* (Plenum 1986); Karl Dake, *Orienting Dispositions in the Perception of Risk: An Analysis of Contemporary Worldviews and Cultural Biases*, 22 *J Cross-Cultural Psych* 61 (1991); James M. Jasper, *Nuclear Politics: Energy and the State in the United States, Sweden, and France* (Princeton 1990).

<sup>52</sup> Dake, 22 *J Cross-Cultural Psych* at 77 (cited in note 51).

<sup>53</sup> Paul Slovic, et al, *Intuitive Toxicology II: Expert and Lay Judgments of Chemical Risks in Canada*, 15 *Risk Analysis* 661, 663 (1995).

<sup>54</sup> Dake, 22 *J Cross-Cultural Psych* at 74 (cited in note 51); Karl Dake, *Myths of Nature: Culture and the Social Construction of Risk*, 48 *J Soc Issues* 21 (1992); Hank C. Jenkins-Smith, *Nuclear Imagery and Regional Stigma: Testing Hypotheses of Image Acquisition and Valuation Regarding Nevada* (New Mexico Institute for Public Policy

similar results. Peters and Slovic, using the same national survey data analyzed for race and gender effects by Flynn, Slovic, and Mertz,<sup>55</sup> found particularly strong correlations between worldviews and attitudes toward nuclear power.<sup>56</sup> Egalitarians tended to be strongly anti-nuclear; persons endorsing fatalist, hierarchist, and individualistic views tended to be pro-nuclear. Tables 3 and 4 illustrate these findings for one individualism item (Table 3) and one egalitarian item (Table 4).

**Table 3**

*Agreement or Disagreement With an Individualism Worldview Is Associated With Percentage of Respondents Who Support Building New Nuclear Power Plants<sup>57</sup>*

<i>Individualism worldview: In a fair system people with more ability should earn more</i>	<i>Build new nuclear power plants (percent agree)</i>
Strongly disagree	37.5
Disagree	37.7
Agree	47.2
Strongly agree	53.4

**Table 4**

*Agreement or Disagreement With an Egalitarian Worldview Is Associated With Percentage of Respondents Who Support Building New Nuclear Power Plants<sup>58</sup>*

<i>Egalitarian worldview: What this world needs is a more equal distribution of wealth</i>	<i>Build new nuclear power plants (percent agree)</i>
Strongly disagree	73.9
Disagree	53.7
Agree	43.8
Strongly agree	33.8

When scales measuring the various worldviews were combined into a regression equation they exhibited considerable ability to predict perceptions of risk from nuclear power and attitudes toward accepting a new nuclear power plant in one's community (see Figure 6).

1993).

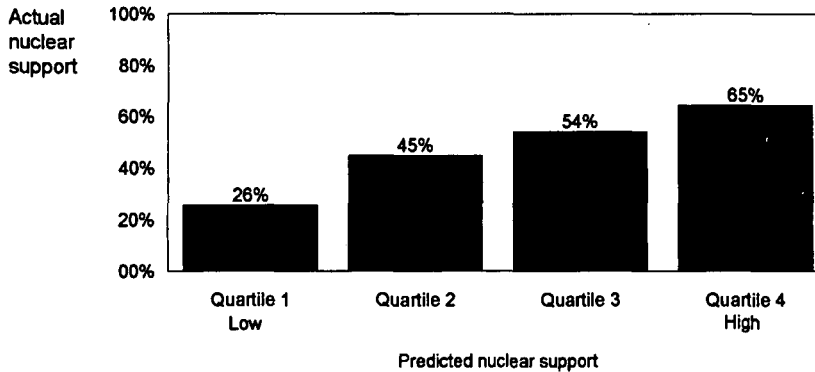
<sup>55</sup> Flynn, Slovic, and Mertz, 14 Risk Analysis 1101 (cited in note 40).

<sup>56</sup> Ellen Peters and Paul Slovic, *The Role of Affect and Worldviews as Orienting Dispositions in the Perception and Acceptance of Nuclear Power*, 26 J Applied Soc Psych 1427 (1996).

<sup>57</sup> The precise statement was: "If your community was faced with a potential shortage of electricity, do you agree or disagree that a new nuclear power plant should be built to supply that electricity?"

<sup>58</sup> The precise statement was: "If your community was faced with a potential shortage of electricity, do you agree or disagree that a new nuclear power plant should be built to supply that electricity?"

**Figure 6**  
*Relationship between Predictions of Nuclear Support Based on Fatalism, Hierarchism, Individualism, and Egalitarian Worldviews and Actual Nuclear Support*<sup>59</sup>



### C. Risk Perception and Affect

The studies described in the preceding section illustrate the role of worldviews as orienting mechanisms. Research suggests that affect is also an orienting mechanism that directs fundamental psychological processes such as attention, memory, and information processing. Zajonc, for example, argued that affective reactions to stimuli are often the very first reactions, occurring without extensive perceptual and cognitive encoding and subsequently guiding information processing and judgment.<sup>60</sup> According to Zajonc, all perceptions may contain some affect. "We do not just see 'a house.' We see a *handsome* house, an *ugly* house, or a *pretentious* house."<sup>61</sup> He later adds:

We sometimes delude ourselves that we proceed in a rational manner and weigh all the pros and cons of the various alternatives. But this is probably seldom the actual case. Quite often "I decided in favor of X" is no more than "I liked X." . . . We buy the cars we "like," choose the jobs and houses we find "attractive," and then justify these choices by various reasons.<sup>62</sup>

<sup>59</sup> Actual nuclear support was based on the percent agreeing that, if their community was faced with a potential shortage of electricity, a new nuclear power plant should be built to supply that electricity.

<sup>60</sup> R. B. Zajonc, *Feeling and Thinking: Preferences Need No Inferences*, 35 *Am Psychologist* 151 (1980).

<sup>61</sup> *Id* at 154.

<sup>62</sup> *Id* at 155.

If Zajonc is correct regarding the primacy and automaticity of affect, then affective reactions may also serve as orienting dispositions. Affect and worldviews may thus be functionally similar in that both may help us navigate quickly and efficiently through a complex, uncertain, and sometimes dangerous world. This view is schematized in Figure 7, which indicates that people's perceptions of risk, their acceptance of risk, and their trust in risk management are based on knowledge and experience. But the model in this figure also assumes that knowledge, experience, and ultimately our risk evaluations are themselves colored by two overarching phenomena—worldviews and affect.

**Figure 7**

*Schematic Model of Worldviews and Affect as  
Orienting Dispositions*



One demonstration of the influence of affect on risk perception comes from a study by Johnson and Tversky.<sup>63</sup> They found that reading about a tragic death increased people's frequency estimates for many other causes of death. Johnson and Tversky interpreted this as an indication that the negative affect generated by the tragic story influenced all the subsequent estimates, regardless of the similarity between the tragic event and other fatal events.<sup>64</sup>

<sup>63</sup> Eric J. Johnson and Amos Tversky, *Affect, Generalization, and the Perception of Risk*, 45 *J Personality & Soc Psych* 20 (1983).

<sup>64</sup> *Id.* at 30.

Support for the conception of affect as an orienting mechanism also comes from a study by Alhakami and Slovic.<sup>65</sup> They observed that, whereas the risks and benefits to society from various activities and technologies (for instance, nuclear power, commercial aviation) tend to be *positively* associated in the world, they are *inversely* correlated in people's minds (higher perceived benefit is associated with lower perceived risk; lower perceived benefit is associated with higher perceived risk).<sup>66</sup> This inverse relationship had been observed previously in numerous studies of risk perception.<sup>67</sup> Alhakami and Slovic found that this inverse relationship was linked to people's reliance on general affective evaluations when making risk/benefit judgments.<sup>68</sup> When the affective evaluation was favorable (as with automobiles, for example), the activity or technology being judged was seen as having high benefit and low risk; when the evaluation was unfavorable (for instance, as with pesticides), risks tended to be seen as high and benefits as low.<sup>69</sup> It thus appears that the affective response is primary, and the risk and benefit judgments are derived (at least partly) from it.

Slovic, Flynn, and Layman,<sup>70</sup> and Slovic, Layman, Kraus, Flynn, Chalmers, and Gesell,<sup>71</sup> studied the relationship between affect and perceived risk for hazards related to nuclear power. For example, Slovic, Flynn, and Layman asked respondents "What is the first thought or image that comes to mind when you hear the phrase 'nuclear waste repository?'" After providing up to three associations to the repository stimulus, each respondent rated the affective quality of these associations on a five-point scale, ranging from extremely negative to extremely positive.<sup>72</sup>

Although most of the images that people evoke when asked to think about nuclear power or nuclear waste are affectively negative (for instance, death, destruction, war, catastrophe),

---

<sup>65</sup> Ali Siddiq Alhakami and Paul Slovic, *A Psychological Study of the Inverse Relationship Between Perceived Risk and Perceived Benefit*, 14 *Risk Analysis* 1085 (1994).

<sup>66</sup> *Id.* at 1092.

<sup>67</sup> See, for example, Baruch Fischhoff, et al, *How Safe is Safe Enough? A Psychometric Study of Attitudes Towards Technological Risks and Benefits*, 9 *Pol Sci* 127 (1978); Paul Slovic, et al, *Risk Perception of Prescription Drugs: Report on a Survey in Canada*, 82 *Canadian J Pub Health* S15 (May-June 1991).

<sup>68</sup> Alhakami and Slovic, 14 *Risk Analysis* at 1095 (cited in note 63).

<sup>69</sup> *Id.*

<sup>70</sup> Paul Slovic, James H. Flynn, and Mark Layman, *Perceived Risk, Trust, and the Politics of Nuclear Waste*, 254 *Science* 1603 (1991).

<sup>71</sup> Paul Slovic, et al, *Perceived Risk, Stigma, and Potential Economic Impacts of a High-Level Nuclear Waste Repository in Nevada*, 11 *Risk Analysis* 683 (1991).

<sup>72</sup> Slovic, Flynn, and Layman, 254 *Science* at 1605 (cited in note 70).



some are positive (for instance, abundant electricity and the benefits it brings). The affective values of these positive and negative images appear to sum in a way that is predictive of our attitudes, perceptions, and behaviors. If the balance is positive, we respond favorably; if it is negative, we respond unfavorably. For example, the affective quality of a person's associations to a nuclear waste repository was found to be related to whether the person would vote for or against a referendum on a nuclear waste repository and to their judgments regarding the risk of a repository accident. For example, more than 90 percent of those people whose first image was judged very negative said that they would vote against a repository in Nevada; fewer than 50 percent of those people whose first image was positive said they would vote against the repository.<sup>73</sup>

Using data from the national survey of 1500 Americans described earlier, Peters and Slovic found that the affective ratings of associations to the stimulus "nuclear power" were highly predictive of responses to the question: "If your community was faced with a shortage of electricity, do you agree or disagree that a new nuclear power plant should be built to supply that electricity?"<sup>74</sup> Among the 25 percent of respondents with the most positive associations to nuclear power, 69 percent agreed to building a new plant.<sup>75</sup> Among the 25 percent of respondents with the most negative associations, only 13 percent agreed.<sup>76</sup> A comparison of these percentages with those in the extreme quartiles of Figure 6 (65 percent and 26 percent, respectively) shows that affect was even more powerful as a predictor of nuclear power support than the combined worldviews. When affect plus the various worldviews were combined into one prediction equation, the ability to predict support for nuclear power was even stronger (see Figure 8).<sup>77</sup>

---

<sup>73</sup> Id.

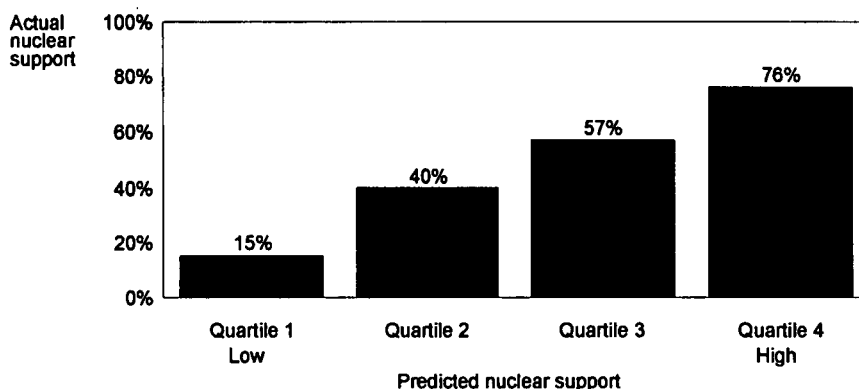
<sup>74</sup> Peters and Slovic, 26 *J Applied Soc Psych* at 1433 (cited in note 56).

<sup>75</sup> Id at 1448.

<sup>76</sup> Id.

<sup>77</sup> Id at 1449. The top quartile yielded 76 percent support, compared with 15 percent support from the bottom quartile.

**Figure 8**  
*Relationship between predictions of nuclear support based on affect and worldviews and actual nuclear support<sup>78</sup>*



#### D. Worldviews, Affect, and Toxicology

Affect and worldviews seem to influence the risk-related judgments of scientists, as well as laypersons. Evidence for this comes from studies of “intuitive toxicology” that Slovic, Malmfors, Neil, and Purchase have been conducting in the U.S., Canada, and the U.K. during the past eight years.<sup>79</sup> These studies have surveyed both toxicologists and laypersons about a wide range of concepts relating to risks from chemicals. We have examined judgments about the effects of chemical concentration, dose, and exposure on risk. We have also questioned our respondents about the value of animal studies for predicting the effects of chemicals on humans. Before showing how worldviews and affect enter into toxicologists’ judgments, a brief description of some basic results will be presented.

Consider two survey items that we have studied repeatedly. One is statement  $S_1$ : “Would you agree or disagree that the way an animal reacts to a chemical is a reliable predictor of how a human would react to it?” The second statement,  $S_2$ , is a little more specific: “If a scientific study produces evidence that a

<sup>78</sup> Peters and Slovic, 26 *J Applied Soc Psych* at 1449 (cited in note 56). Actual nuclear support was based on the percent agreeing that, if their community was faced with a potential shortage of electricity, a new nuclear power plant should be built to supply that electricity.

<sup>79</sup> See Slovic, et al, 15 *Risk Analysis* at 663 (cited in note 53); Nancy Kraus, Torbjörn Malmfors, and Paul Slovic, *Intuitive Toxicology: Expert and Lay Judgments of Chemical Risks*, 12 *Risk Analysis* 215 (1992).

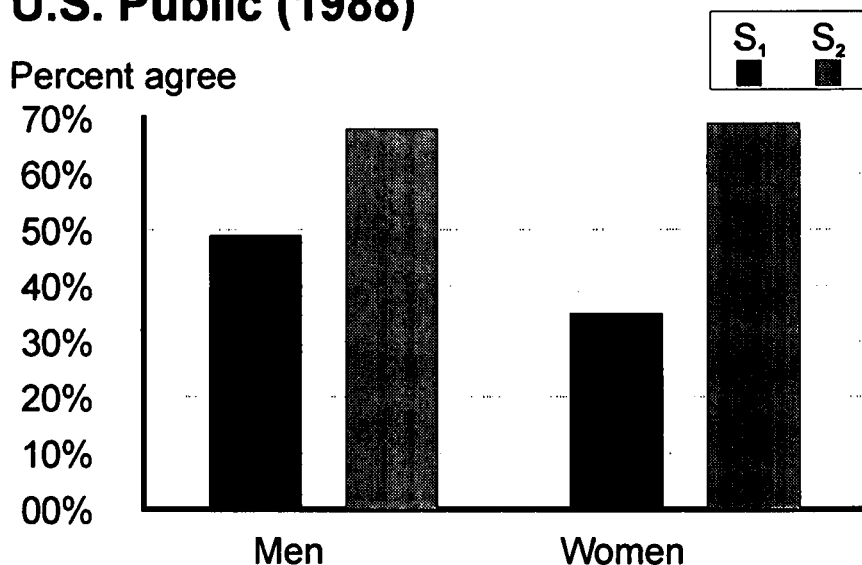
chemical causes cancer in animals, then we can be reasonably sure that the chemical will cause cancer in humans.”

When members of the American and Canadian public responded to these items, they showed moderate agreement with  $S_1$ ; about half the people agreed and half disagreed that animal tests were reliable predictors of human reactions to chemicals. However, in response to  $S_2$ , which stated that the animal study found evidence of cancer, there was a jump in agreement to about 70 percent among both male and female respondents (see Figure 9). The important point about the pattern of response is that agreement was higher on the second item.

**Figure 9**

*Agreement among Members of the Public in the United States for Statements  $S_1$  and  $S_2$* <sup>80</sup>

### U.S. Public (1988)



What happens if toxicologists are asked about these two statements? Figure 10 shows that toxicologists in the U.S. and toxicologists in the UK responded similarly to the public on the first statement but differently on the second.<sup>81</sup> They exhibited the same rather middling level of agreement with the general statement about animal studies as predictors of human health effects.<sup>82</sup> However, when these studies were said to find evidence

<sup>80</sup> Kraus, Malmfors, and Slovic, 12 *Risk Analysis* at 218 (cited in note 79).

<sup>81</sup> *Id.*

<sup>82</sup> This is actually a very surprising result, given the heavy reliance on animal stud-

of carcinogenicity in animals, then the toxicologists were less likely to agree that the results could be extrapolated to humans. Thus, the same findings which lead toxicologists to be less willing to generalize to humans lead the public to see the chemical as more dangerous for humans.<sup>83</sup>

**Figure 10**

*Agreement with Two Statements, S<sub>1</sub> and S<sub>2</sub>, Regarding the Extrapolation of Chemical Effects in Animals to Chemical Effects in Humans*

## U.S. Data (1988)

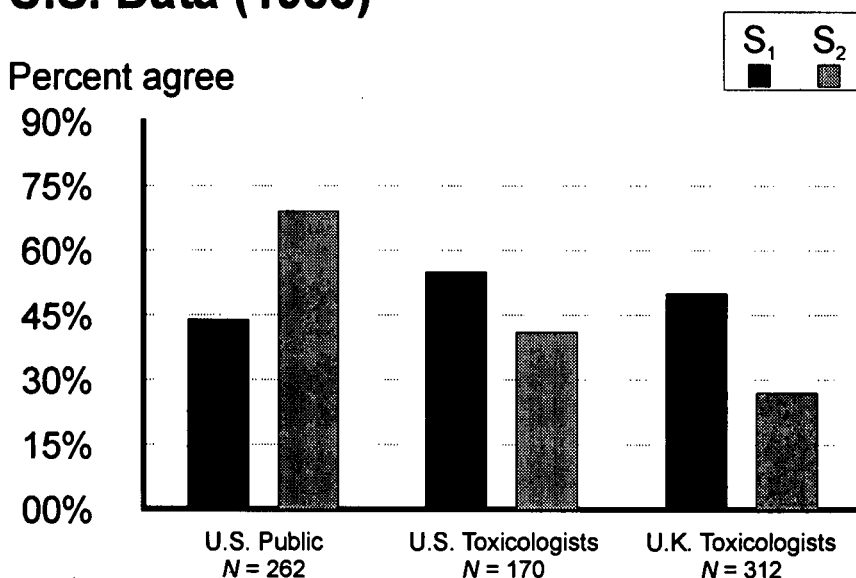


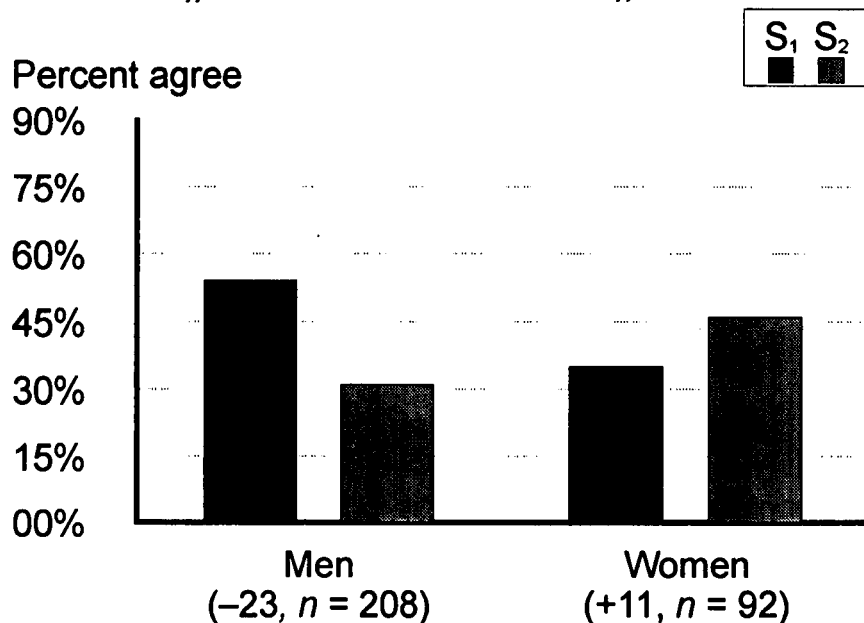
Figure 11 presents the responses for S<sub>1</sub> and S<sub>2</sub> among men and women toxicologists in the UK (208 men and 92 women). Here, we see another interesting finding. The men agree less on the second statement than on the first, but the women agree more, just like the general public. Women toxicologists are more willing than men to say that one can generalize to humans from positive carcinogenicity findings in animals.

ies in toxicology.

<sup>83</sup> This pattern suggests that animal studies may be scaring the public without informing science.

**Figure 11**

*Agreement of Men and Women Toxicologists in the United Kingdom with Two Statements Regarding Extrapolation of Chemical Effects in Animals to Chemical Effects in Humans*



We created a change score between statements  $S_1$  and  $S_2$ , with each individual getting a score of increasing agreement, decreasing agreement, or no change. Selected correlations between this change score and other items in the survey of British toxicologists are shown in Table 5.

**Table 5**  
*Correlations With the  $S_1$ - $S_2$  Change Score, British Toxicological Society<sup>84</sup>*

Belief that there is a threshold dose for nongenotoxic carcinogens	-.33
Risk Perception Index (average across 25 items)	.26
Pesticides: Bad-good rating	-.26
Industrial chemicals: Bad-good rating	-.25
Sex: Female	.25
Age: Young	-.23
Agree to accept some risk to strengthen economy	-.23
I have little control over health risks	.22
Respondent works in an academic position	.19
Technology is important for social well-being	-.17
Economic growth is necessary for quality of life	-.17
Respondent works in industry	-.16

<sup>84</sup>  $N = 312$ . All correlations are significant at  $p < .01$ .

A positive change score (meaning greater agreement with  $S_2$  than with  $S_1$ ) was associated with:

- higher mean perceptions of risk across 25 hazards (the risk-perception index);
- rating pesticides and industrial chemicals as “bad” on a task in which various items were rated on a scale ranging from good to bad;
- being female;
- being younger;
- agreeing that “I have little control over risks to my health”;
- holding an academic position rather than a position in industry;
- disagreeing that “technology is important for social well-being”;
- and
- disagreeing that “economic growth is necessary for good quality of life.”

These studies of intuitive toxicology have yielded a number of intriguing findings. One is the low percentage of agreement that animal studies can predict human health effects. Another is that toxicologists show even less confidence in studies that find cancer in animals resulting from chemical exposure. The public, on the other hand, has high confidence in animal studies that find cancer. Disagreements among toxicologists are systematically linked to gender, affiliation (academic versus other), worldviews, and affect. Thus, affective and sociopolitical factors appear to influence scientists' risk evaluations in much the same way as they influence the public's perceptions.<sup>85</sup>

### III. TRUST

#### A. The Importance of Trust

The research described above has painted a portrait of risk perception influenced by the interplay of psychological, social, and political factors. Members of the public and experts can disagree about risk because they define risk differently, have different worldviews, different affective experiences and reactions, or

---

<sup>85</sup> Although we have focused only on the relationship between toxicologists' reactions to chemicals and their responses to  $S_1$  and  $S_2$ , there were many other links between affect and attitudes in the survey. For example, very simple bad-good ratings of pesticides correlated significantly ( $r=.20$ ) with agreement that there is a threshold dose for nongenotoxic carcinogens. The same ratings correlated  $.27$  with the belief that synergistic effects of chemicals cause animal studies of single chemicals to underestimate risk to humans.

different social status. Another reason why the public often rejects scientists' risk assessments is lack of trust. Trust in risk management, like risk perception, has been found to correlate with gender, race, worldviews, and affect.<sup>86</sup>

Social relationships of all types, including risk management, rely heavily on trust. Indeed, much of the contentiousness that has been observed in the risk-management arena has been attributed to a climate of distrust that exists between the public, industry, and risk-management professionals.<sup>87</sup> The limited effectiveness of risk-communication efforts can be attributed to the lack of trust. If you trust the risk manager, communication is relatively easy. If trust is lacking, no form or process of communication will be satisfactory.<sup>88</sup>

## B. How Trust Is Created and Destroyed

One of the most fundamental qualities of trust has been known for ages. Trust is fragile. It is typically created rather slowly, but it can be destroyed in an instant—by a single mishap or mistake. Thus, once trust is lost, it may take a long time to rebuild it to its former state. In some instances, lost trust may never be regained. Abraham Lincoln understood this quality. In a letter to Alexander McClure, he observed: "If you *once* forfeit the confidence of your fellow citizens, you can *never* regain their respect and esteem."<sup>89</sup>

The fact that trust is easier to destroy than to create reflects certain fundamental mechanisms of human psychology, called here "the asymmetry principle." When it comes to winning trust, the playing field is not level. It is tilted toward distrust, for each of the following reasons:

1. Negative (trust-destroying) events are more visible or noticeable than positive (trust-building) events. Negative events often take the form of specific, well-defined incidents such as accidents, lies, discoveries of errors, or other mismanagement. Positive events, while sometimes visible, more often are fuzzy or indistinct. For example, how many positive events are represent-

<sup>86</sup> Paul Slovic, *Perceived Risk, Trust, and Democracy*, 13 *Risk Analysis* 675 (1993).

<sup>87</sup> See, for example, id; Paul Slovic, James H. Flynn, and Mark Layman, *Perceived Risk, Trust, and the Politics of Nuclear Waste*, 254 *Science* 1603 (1991).

<sup>88</sup> June Fessenden-Raden, Janet M. Fitchen, and Jenifer S. Heath, *Providing Risk Information in Communities: Factors Influencing What Is Heard and Accepted*, 12 *Sci, Tech, & Hum Values* 94 (Summer-Fall 1987).

<sup>89</sup> John Bartlett, *Familiar Quotations* 561 (Little, Brown 16th ed 1992) (emphasis added).

ed by the safe operation of a nuclear power plant for one day? Is this one event? Dozens of events? Hundreds? There is no precise answer. When events are invisible or poorly defined, they carry little or no weight in shaping our attitudes and opinions.

2. When events are well-defined and do come to our attention, negative (trust-destroying) events carry much greater weight than positive events. This important psychological tendency is illustrated by a study in which 103 college students rated the impact on trust of 45 hypothetical news events pertaining to the management of a large nuclear power plant in their community.<sup>90</sup> Some of these events were designed to be trust increasing, such as:

- There have been no reported safety problems at the plant during the past year;
- There is careful selection and training of employees at the plant;
- Plant managers live near the plant; and
- The county medical examiner reports that the health of people living near the plant is *better* than the average for the region.

Other events were designed to be trust decreasing, such as:

- A potential safety problem was found to have been covered up by plant officials;
- Plant safety inspections are delayed to meet the electricity production quota for the month;
- A nuclear power plant in another state has a serious accident; and
- The county medical examiner reports that the health of people living near the plant is *worse* than the average for the region.

The respondents were asked to indicate, for each event, whether their trust in the management of the plant would be increased or decreased on learning of that event. After doing this, they rated how strongly their trust would be affected by the event on a scale ranging from 1 (very small impact on trust) to 7 (very powerful impact on trust).

The percentages of category 7 ratings, shown in Figure 12, demonstrate that negative events are seen as far more likely to have a powerful effect on trust than are positive events. The data shown in Table 6 are typical. The negative event, reporting plant neighbors' health as *worse* than average, was rated 6 or 7 on the

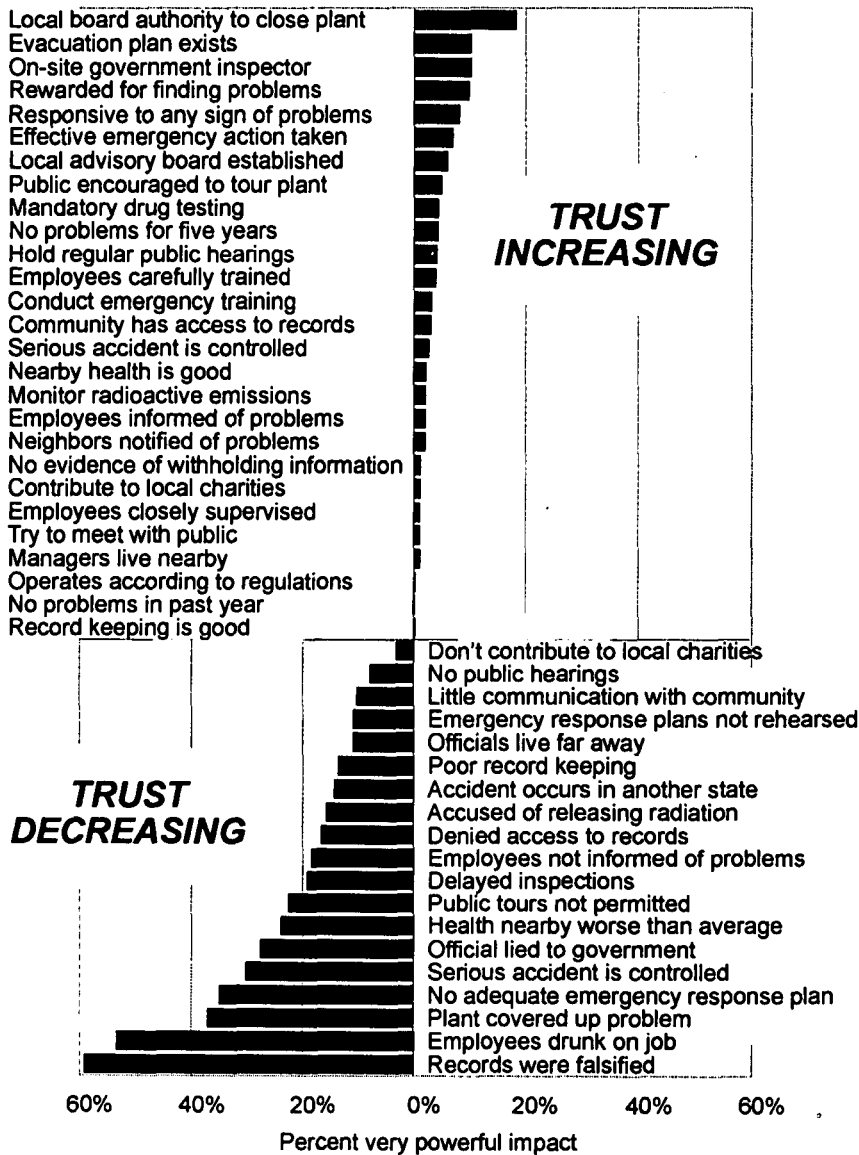
---

<sup>90</sup> Slovic, 13 Risk Analysis at 677 (cited in note 86).



impact scale by 50.0 percent of the respondents.<sup>91</sup> A matched event, reporting neighbors' health to be *better* than average, was rated 6 or 7 by only 18.3 percent of the respondents.<sup>92</sup>

**Figure 12**  
*Differential Impact of Trust-Increasing and Trust-  
 Decreasing Events<sup>93</sup>*



<sup>91</sup> Id at 678.

<sup>92</sup> Id.

<sup>93</sup> Id. Only percentages of Category 7 ratings (very powerful impact) are shown here.

**Table 6**  
*Judged Impact of Trust-Increasing Event and a Similar Trust-  
 Decreasing Event*<sup>94</sup>

Impact on Trust	<i>Trust-increasing event:</i> The county medical examiner reports that the health of people living near the plant is better than average.	<i>Trust-decreasing event:</i> The county medical examiner reports that the health of people living near the plant is worse than average.
very small		
1	21.5	3.0
2	14.0	8.0
3	10.8	2.0
4	18.3	16.0
5	17.2	21.0
6	16.1	26.0
7	2.2	24.0
very powerful		

There was only one event perceived to have any substantial impact on increasing trust. This event stated that: "An advisory board of local citizens and environmentalists is established to monitor the plant and is given legal authority to shut the plant down if they believe it to be unsafe."<sup>95</sup>

This strong delegation of authority to the local public was rated 6 or 7 on the impact scale by 38.4 percent of the respondents.<sup>96</sup> Although this was a far stronger showing than for any other positive event, it would have been a rather average performance in the distribution of impacts for negative events.

The importance of an event is at least in part related to its frequency (or rarity). An accident in a nuclear plant is more informative with regard to risk than is a day (or even a large number of days) without an accident. Thus, in systems where we are concerned about low-probability/high consequence events, adverse events will increase our perceptions of risk to a much greater degree than favorable events will decrease them.

3. Adding fuel to the fire of asymmetry is yet another idiosyncrasy of human psychology—sources of bad (trust-destroying) news tend to be seen as more credible than sources of good news. The findings regarding "intuitive toxicology" illustrate this

<sup>94</sup> Slovic, 13 Risk Analysis at 679 (cited in note 86). Cell entries indicate the percentage of respondents in each impact rating category.

<sup>95</sup> Id at 678.

<sup>96</sup> Id.

point.<sup>97</sup> In general, confidence in the validity of animal studies is not particularly high. However, when told that a study has found that a chemical is carcinogenic in animals, members of the public express considerable confidence in the validity of this study for predicting health effects in humans.

4. Another important psychological tendency is that distrust, once initiated, tends to reinforce and perpetuate distrust. This occurs in two ways. First, distrust tends to inhibit the kinds of personal contacts and experiences that are necessary to overcome distrust. By avoiding others whose motives or actions we distrust, we never get to see that these people are competent, well-meaning, and trustworthy. Second, initial trust or distrust colors our interpretation of events, thus reinforcing our prior beliefs. Persons who trusted the nuclear power industry saw the events at Three Mile Island as demonstrating the soundness of the "defense in depth" principle, noting that the multiple safety systems shut the plant down and contained most of its radiation. Persons who distrusted nuclear power prior to the accident took an entirely different message from the same events, perceiving that those in charge did not understand what was wrong or how to fix it and that catastrophe was averted only by sheer luck.

### C. "The System Destroys Trust"

Thus far we have been discussing the psychological tendencies that create and reinforce distrust in situations of risk. Appreciation of those psychological principles leads us toward a new perspective on risk perception, trust, and conflict. Conflicts and controversies surrounding risk management are not due to public irrationality or ignorance but, instead, can be seen as expected side effects of these psychological tendencies, interacting with a highly participatory democratic system of government and amplified by certain powerful technological and social changes in society.

Technological change has given the electronic and print media the capability (effectively utilized) of informing us of news from all over the world—often right as it happens. Moreover, just as individuals give greater weight and attention to negative events, so do the news media. Much of what the media reports is bad (trust-destroying) news.<sup>98</sup>

---

<sup>97</sup> See Part II.D.

<sup>98</sup> Gideon Koren and Naomi Klein, *Bias Against Negative Studies in Newspaper*

A second important change, a social phenomenon, is the rise of powerful special interest groups, well funded (by a fearful public) and sophisticated in using their own experts and the media to communicate their concerns and their distrust to the public to influence risk policy debates and decisions.<sup>99</sup> The social problem is compounded by the fact that we tend to manage our risks within an adversarial legal system that pits expert against expert, contradicting each other's risk assessments and further destroying the public trust.

The young science of risk assessment is too fragile, too indirect, to prevail in such a hostile atmosphere. Scientific analysis of risks cannot allay our fears of low-probability catastrophes or delayed cancers unless we trust the system. In the absence of trust, science (and risk assessment) can only feed public concerns, by uncovering more bad news. A single study demonstrating an association between exposure to chemicals or radiation and some adverse health effect cannot easily be offset by numerous studies failing to find such an association. Thus, for example, the more studies that are conducted looking for effects of electric and magnetic fields or other difficult-to-evaluate hazards, the more likely it is that these studies will increase public concerns, even if the majority of these studies fail to find any association with ill health.<sup>100</sup> In short, because evidence for lack of risk often carries little weight, risk-assessment studies tend to increase perceived risk.

#### IV. RESOLVING RISK CONFLICTS: WHERE DO WE GO FROM HERE?

##### A. Technical Solutions to Risk Conflicts

There has been no shortage of high-level attention given to the risk conflicts described above. One prominent proposal by Justice Stephen Breyer attempts to break what he sees as a vicious circle of public perception, congressional overreaction, and

---

*Reports of Medical Research*, 266 JAMA 1824 (1991); Judith Lichtenberg and Douglas MacLean, *Is Good News No News?*, 17 Geneva Papers on Risk & Insurance: Issues and Practice 362 (1992).

<sup>99</sup> See, for example, David Fenton, *How a PR Firm Executed the Alar Scare*, Wall St J A22 (Oct 3, 1989).

<sup>100</sup> Donald G. MacGregor, Paul Slovic, and M. Granger Morgan, *Perception of Risks From Electromagnetic Fields: A Psychometric Evaluation of a Risk-Communication Approach*, 14 Risk Analysis 815 (1994); M. Granger Morgan, et al, *Powerline Frequency Electric and Magnetic Fields: A Pilot Study of Risk Perception*, 5 Risk Analysis 139 (1985).

conservative regulation that leads to obsessive and costly preoccupation with reducing negligible risks as well as to inconsistent standards among health and safety programs.<sup>101</sup> Breyer sees public misperceptions of risk and low levels of mathematical understanding at the core of excessive regulatory response. His proposed solution is to create a small centralized administrative group charged with creating uniformity and rationality in highly technical areas of risk management.<sup>102</sup> This group would be staffed by civil servants with experience in health and environmental agencies, Congress, and the Office of Management and Budget. A parallel is drawn between this group and the prestigious Conseil d'Etat in France.<sup>103</sup>

Similar frustration with the costs of meeting public demands led the 104th Congress to introduce numerous bills designed to require all major new regulations to be justified by extensive risk assessments.<sup>104</sup> Proponents of this legislation argue that such measures are necessary to ensure that regulations are based on "sound science" and effectively reduce significant risks at reasonable costs.

The language of this proposed legislation reflects the traditional, narrow view of risk and risk assessment based "only on the best reasonably available scientific data and scientific understanding."<sup>105</sup> Agencies are further directed to develop a systematic program for external peer review using "expert bodies" or other devices "comprised of participants selected on the basis of their expertise relevant to the sciences involved."<sup>106</sup> Public participation in this process is advocated, but no mechanisms for this are specified.

The proposals by Breyer and the 104th Congress are typical in their call for more and better technical analysis and expert oversight to rationalize risk management. There is no doubt that technical analysis is vital for making risk decisions better in-

---

<sup>101</sup> Stephen Breyer, *Breaking the Vicious Circle: Toward Effective Risk Regulation* (Harvard 1993).

<sup>102</sup> *Id.* at 60.

<sup>103</sup> *Id.* at 70.

<sup>104</sup> Risk Assessment and Cost Benefit Act of 1995, HR 1022, 104th Cong, 1st Sess (Feb 23, 1995), in 141 Cong Rec H 2261 (Feb 27, 1996); Regulatory Reform Act of 1995, S 291, 104th Cong, 1st Sess (Jan 27, 1995), in 141 Cong Rec S 1711 (Jan 27, 1995); Comprehensive Regulatory Reform Act of 1995, S 343, 104th Cong, 1st Sess (Feb 2, 1995), in 141 Cong Rec S 9261 (June 28, 1995); Regulatory Procedures Reform Act of 1995, S 1001, 104th Cong, 1st Sess (June 19, 1995), in 141 Cong Rec S 9481 (June 30, 1995).

<sup>105</sup> Comprehensive Regulatory Reform Act, 141 Cong Rec at S 9291 (cited in note 104).

<sup>106</sup> *Id.* at S 9291.

formed, more consistent, and more accountable. However, value conflicts and pervasive distrust in risk management cannot easily be reduced by technical analysis. Trying to address risk controversies primarily with more science is, in fact, likely to exacerbate conflict.

## B. Process-Oriented Solutions

A major objective of this paper has been to demonstrate the complexity of risk and its assessment. To summarize the earlier discussions, danger is real, but risk is socially constructed. Risk assessment is inherently subjective and represents a blending of science and judgment with important psychological, social, cultural, and political factors. Finally, our social and democratic institutions, remarkable as they are in many respects, breed distrust in the risk arena.

Whoever controls the definition of risk controls the rational solution to the problem at hand. If you define risk one way, then one option will rise to the top as the most cost-effective, or the safest, or the best. If you define it another way, perhaps incorporating qualitative characteristics and other contextual factors, you will likely get a different ordering of your action solutions.<sup>107</sup> Defining risk is thus an exercise in power.

Scientific literacy and public education are important, but they are not central to risk controversies. The public is not irrational. The public is influenced by emotion and affect in a way that is both simple and sophisticated. So are scientists. The public is influenced by worldviews, ideologies, and values. So are scientists, particularly when they are working at the limits of their expertise.

The limitations of risk science, the importance and difficulty of maintaining trust, and the subjective and contextual nature of the risk game point to the need for a new approach—one that focuses on introducing more public participation into both risk assessment and risk decisionmaking to make the decision process more democratic, improve the relevance and quality of technical analysis, and increase the legitimacy and public acceptance of the resulting decisions. Work by scholars and practitioners in Europe and North America has begun to lay the foundations for improved methods of public participation within deliberative deci-

---

<sup>107</sup> Baruch Fischhoff, Stephen R. Watson, and Chris Hope, *Defining Risk*, 17 *Pol Sci* 123 (1984).

sion processes that include negotiation, mediation, oversight committees, and other forms of public involvement.<sup>108</sup>

### C. Risk Analysis and Decision Analysis

During the past twenty years, risk analysis has risen to great prominence as the method of choice for aiding decisions about environmental health risks. As noted above, numerous bills have been introduced in Congress to mandate the use of risk analysis for determining the efficacy of proposed environmental regulations,<sup>109</sup> and there exists a widespread belief that the techniques are sufficiently developed to ensure consistent and defensible decisionmaking.

Yet, despite the immense popularity of risk-analysis techniques, I have argued here that risk is a complex and controversial concept. Moreover, risk often has no direct implications for decisionmaking. Assessing a risk as "high" does not mean we should act to reduce it. Similarly, assessing a risk as "low" does not mean we should ignore it. Risk-management decisions depend on the balancing of options, benefits, and other costs—not just risk. In this sense, we need to look beyond measurement of something called "risk" to make risk-management decisions.

During the past thirty years, a methodological discipline called decision analysis has been developed to help managers and policymakers make complex decisions in the face of risk and uncertainty.<sup>110</sup> A decision analysis approach to risk decisionmaking has several potential advantages over risk analysis, as outlined in Table 7.

---

<sup>108</sup> See, for example, Mary R. English, *Siting Low-Level Radioactive Waste Disposal Facilities: The Public Policy Dilemma* (Quorum 1992); Howard Kunreuther, Kevin Fitzgerald, and Thomas D. Aarts, *Siting Noxious Facilities: A Test of the Facility Siting Credo*, 13 *Risk Analysis* 301 (1993); National Research Council, *Understanding Risk: Informing Decisions in a Democratic Society* (National Academy 1996); Ortwin Renn, Thomas Webler, and Branden B. Johnson, *Public Participation in Hazard Management: The Use of Citizen Panels in the US*, 2 *Risk—Issues in Health & Safety* 197 (Summer 1991); Ortwin Renn, Thomas Webler, and Peter Wiedemann, *Fairness and Competence in Citizen Participation* (Kluwer 1995).

<sup>109</sup> See notes 104-06 and accompanying text.

<sup>110</sup> See Howard Raiffa, *Decision Analysis* (Addison-Welsey 1968); Ronald A. Howard, *The Foundations of Decision Analysis*, SSC-4 IEEE Transactions on Systems Sci & Cybernetics 211 (1968); Ralph L. Keeney and Howard Raiffa, *Decisions With Multiple Objectives: Preferences and Value Tradeoffs* (Wiley 1976); Detlof von Winterfeldt and Ward Edwards, *Decision Analysis and Behavioral Research* (Cambridge 1986).

**Table 7**  
*Differences Between Risk Analysis and Decision Analysis*<sup>111</sup>

Risk Analysis	Decision Analysis
1. Risk is central concept	1. Problem structure, probabilities, and values are central
2. Risk is real and objective and risk perception is subjective and irrational	2. Subjectivity is respected and incorporated into the analysis
3. Expert-centered	3. Models the multidimensional views and values of interested and affected parties
4. Seeks acceptable level of risk, as a standard to attain	4. Acceptable risk is context-dependent and decision-driven

First, risk is not a central concept in decision analysis. Instead, decision analysis focuses on the values of stakeholders, the outcomes or consequences that are important to them, and the probabilities of those outcomes. This is conceptually cleaner, because risk is an ill-defined concept that often lacks direct implications for decision making. In conventional risk analysis, the word "risk" is sometimes used as a synonym for probability and sometimes it represents consequence. Why not assess probabilities and consequences directly, as decision analysis does, and call them probabilities and consequences? "Risk" then could be used sparingly, as needed, to denote adversity or threat to a specific entity under specific circumstances.

Second, whereas risk analysts conceive of risk as real and objective, and deride risk perceptions as subjective and irrational, decision analysis respects the subjectivity of probabilities and outcome values. This shows up most clearly in the process by which those impacts designated as important are defined as part of each individual risk assessment. For example, if fatalities matter, then the next question is "why?" Do they matter because humans or animal species are affected? Do they matter because of the number of expected fatalities or because of the emotion associated with specified mortality pathways? These measures can use either natural scales (for instance, the number of deaths) or constructed scales (for instance, an index of affect levels based

---

<sup>111</sup> Paul Slovic and Robin Gregory, *Risk Analysis, Decision Analysis, and the Social Context for Risk Decision Making* (Decision Research Report No 97-8, 1997) (on file with author).



on psychological and/or physiological responses), depending on the subjective definition held by individual stakeholders.

Third, risk analysis is distinctly "expert-centered" and uncomfortable with (or even hostile to) considering the views of diverse, nonexpert parties. It is also uncomfortable with a broadly multidimensional view of risk. In contrast, and in the spirit of the arguments in this paper, decision analysis seeks out the diverse views of interested and affected stakeholders. It attempts to assess the probabilities associated with all the outcomes believed to be important, and it assigns values to those outcomes in ways that can be sensitive to factors such as equity, personal control, or catastrophic losses, if those are deemed important by the affected parties.<sup>112</sup> The distinction between expert and non-expert has little bearing on the legitimacy of a party's representation at the table. Both may contribute relevant factual information to the analysis.<sup>113</sup> Moreover, a stakeholder group that expects to be affected by a proposed action is, by definition, expert on what matters to itself.

Fourth, whereas risk analysis often strives for some magic number that defines an "acceptable risk," decision analysis recognizes that there is no universally acceptable level of risk.<sup>114</sup> In decision analysis, acceptable risk depends upon the problem context and can be understood only in association with the management option that is best in that context. In other words, acceptable risk is decision driven: as the decision changes, so too will the magnitude of the risk that is acceptable (that is, the probabilities and consequences that are acceptable).

Decision analysis does, at times, integrate diverse impacts into a unidimensional measure of "expected utility." Analysts recognize, however, that much of the value of the method lies in the process of structuring the problem and eliciting relevant values, consequences, and probabilities.<sup>115</sup> In cases when participants think of the problem as a disaggregated, multidimensional schema, the structuring process itself may be the principal contribution of the analysis because it clarifies specific elements of the decision context that can, in turn, lead to novel risk-management solutions.

---

<sup>112</sup> See von Winterfeldt and Edwards, *Decision Analysis and Behavioral Research* (cited in note 110).

<sup>113</sup> National Research Council, *Understanding Risk* (cited in note 108).

<sup>114</sup> Baruch Fischhoff, et al, *Acceptable Risk* (Cambridge 1981).

<sup>115</sup> Ralph L. Keeney, *Decision Analysis: An Overview*, 30 *Operations Res* 803 (1982).

Many years ago, Ward Edwards recognized the applicability of decision analysis to social decisionmaking,<sup>116</sup> and his followers have since applied the method to yield insights about important environmental risk problems.<sup>117</sup> Because decision analysis avoids reification of the ill-defined concept "risk," because it provides a broader and more defensible, logical framework than risk analysis, and because it recognizes interested and affected parties as legitimate partners in the analysis, it deserves greater recognition and use in risk-management decisions.

---

<sup>116</sup> Ward Edwards, *How to Use Multiattribute Utility Measurement for Social Decision Making*, SMC-7 IEEE Transactions on Systems, Man & Cybernetics 326 (1977).

<sup>117</sup> See, for example, Ralph L. Keeney and Detlof von Winterfeldt, *Managing Nuclear Waste from Power Plants*, 14 Risk Analysis 107 (1994).

