



Two-real-scalar-singlet extension of the SM: LHC phenomenology and benchmark scenarios

Tania Robens^{1,a}, Tim Stefaniak^{2,b}, Jonas Wittbrodt^{2,c} 

¹ Ruder Boskovic Institute, Bijenicka cesta 54, 10000 Zagreb, Croatia

² DESY, Notkestraße 85, 22607 Hamburg, Germany

Received: 12 September 2019 / Accepted: 15 January 2020 / Published online: 19 February 2020

© The Author(s) 2020

Abstract We investigate the LHC phenomenology of a model where the Standard Model (SM) scalar sector is extended by two real scalar singlets. A $\mathbb{Z}_2 \otimes \mathbb{Z}_2'$ discrete symmetry is imposed to reduce the number of scalar potential parameters, which is spontaneously broken by the vacuum expectation values of the singlet fields. As a result, all three neutral scalar fields mix, leading to three neutral CP-even scalar bosons, out of which one is identified with the observed Higgs boson at 125 GeV. We explore all relevant collider signatures of the three scalars in this model. Besides the single production of a scalar boson decaying directly to SM particle final states, we extensively discuss the possibility of resonant multi-scalar production. The latter includes decays of the produced scalar boson to two identical scalars (“symmetric decays”), as well as to two different scalars (“asymmetric decays”). Furthermore, we discuss the possibility of successive decays to the lightest scalar states (“cascade decays”), which lead to experimentally spectacular three- and four-Higgs final states. We provide six benchmark scenarios for detailed experimental studies of these Higgs-to-Higgs decay signatures.

1 Introduction

The Large Hadron Collider (LHC) at CERN is the first experimental facility that directly probes the mechanism of electroweak symmetry breaking (EWSB), described in the Standard Model of particle physics (SM) by the Brout-Englert-Higgs mechanism [1–6]. The milestone discovery of a Higgs boson with a mass of ~ 125 GeV in 2012 [7, 8] and the ongoing measurements of its properties at the LHC (see e.g. Ref. [9]) open the door to a deeper understanding of the structure

of EWSB. Indeed, this experimental endeavor may reveal first signs of new physics beyond the SM (BSM), as many well-motivated BSM extensions affect the phenomenology of the observed scalar particle. However, by the end of Run-II of the LHC, with the full collected data of $\sim 150 \text{ fb}^{-1}$ per experiment (ATLAS and CMS) still being analyzed, Higgs signal rate measurements in various production and decay channels [10–20] are so far in very good agreement with the SM predictions.

Extensions of the SM by scalar singlets are among the simplest possible model beyond the SM (BSM). The most general extension of the SM by n real scalar singlet fields ϕ_i ($i \in [1, \dots, n]$) has a scalar potential of the form

$$V(\phi_i, \Phi) = V_{\text{singlets}}(\phi_i, \Phi) + V_{\text{SM}}(\Phi), \quad (1)$$

where

$$\begin{aligned} V_{\text{singlets}}(\phi_i, \Phi) &= a_i \phi_i + m_{ij} \phi_i \phi_j + T_{ijk} \phi_i \phi_j \phi_k + \lambda_{ijkl} \phi_i \phi_j \phi_k \phi_l \\ &\quad + T_{iHH} \phi_i (\Phi^\dagger \Phi) + \lambda_{ijHH} \phi_i \phi_j (\Phi^\dagger \Phi) \end{aligned} \quad (2)$$

with real coefficient tensors. Here, Φ describes the scalar $SU(2)_L$ doublet field of the SM and V_{SM} denotes the scalar potential of the SM. An extension by complex singlets can always be brought into this form by expanding fields and coefficients into real and imaginary parts. Since the ϕ_i are pure gauge singlets they have trivial kinetic terms that do not induce any gauge interactions, leading to the following contributions to the electroweak (EW) Lagrangian:

$$\mathcal{L}_{\text{EW}} \supset (D^\mu \Phi)^\dagger D_\mu \Phi + \sum_i \partial^\mu \phi_i \partial_\mu \phi_i - V. \quad (3)$$

In addition, it is not possible to write down gauge invariant and renormalizable interactions between a scalar singlet and any of the SM fermions. The singlets will therefore only interact with the SM Higgs boson through the couplings of

^a e-mail: trobens@irb.hr

^b e-mail: tim.stefaniak@desy.de

^c e-mail: jonas.wittbrodt@desy.de (corresponding author)

the scalar potential and, if they acquire a non-zero vacuum expectation value (vev), mix with the SM Higgs boson and thereby inherit some of its gauge and Yukawa couplings.

This is also the reason why – as long as no new interactions of the scalar singlet fields with additional particles occur – there is no physical difference between a parametrization in terms of N complex scalar singlet fields or $2N$ real scalar singlet fields. Naively, one would expect that imaginary parts of complex scalar fields are CP-odd, and mixing them with the real parts or the SM Higgs boson would lead to CP-violation. However, due to the singlets not having any gauge or fermion couplings it is always possible to find a CP-transformation under which all of them are CP-even [21, 22]. Thus any pure singlet extension of the SM is a theory of only CP-even scalars.

Singlet extensions of the SM have been subject to detailed phenomenological studies before. This includes both extensions by a single real singlet [23–27] (see Refs. [28–32] for recent phenomenological studies) and by a complex singlet or two real singlets [33–42]. The models are also interesting in the context of scalar singlet dark matter [43–52] and a strong first-order electroweak phase transition [48, 50, 52–57]. We will focus on a specific extension of the SM by two real singlets that has not been previously considered in the literature.

Experimentally, singlet extensions can be explored in two complementary ways at the LHC. First, precise measurements of the 125 GeV Higgs signal rates probe the structure of the doublet-singlet mixing, as well as possible new decay modes of the observed Higgs boson to new light scalar states. Second, direct searches for new scalars may reveal the existence of the mostly singlet-like Higgs bosons. For the latter the discovery prospects depend on the singlet-doublet mixing and the new scalar’s mass (both governing the production rates), and on the decay pattern of the produced scalar state. In general, decays directly to SM particle final states as well as to two lighter scalar states (“Higgs-to-Higgs decays”) are possible. While some of the former decays are already searched for by the LHC experiments, current searches for Higgs-to-Higgs decays focus almost exclusively on the signatures $h_S \rightarrow h_{125}h_{125}$ (where h_S denotes the new Higgs state with mass above 250 GeV) [58–69], or $h_{125} \rightarrow h_S h_S$ (with the h_S mass below 62.5 GeV) [70–76]. The model considered in the following, however, features also Higgs decays to unidentical scalar bosons (“asymmetric decays”), Higgs decays involving only non-SM-like Higgs bosons, as well as the possibility of successive Higgs-to-Higgs cascade decays. All of these decay signatures have not been experimentally explored in detail yet.¹ We will extensively discuss them in

this paper and show that they lead to novel collider signatures with sizable signal rates that are experimentally interesting for the analysis of Run-II data as well as the upcoming LHC runs. We provide six dedicated two-dimensional benchmark scenarios, each highlighting a different Higgs-to-Higgs decay signature that has not been probed experimentally. We strongly encourage the experimental collaborations to investigate these novel signatures using current and future collider data.

This paper is structured as follows. We introduce the model in Sect. 2 and summarize all relevant theoretical and experimental constraints on the parameter space in Sect. 3. In Sect. 4 we discuss the collider signatures of the model and present the impact of current LHC searches on the parameter space. In Sect. 5 we propose six benchmark scenarios for LHC searches for Higgs-to-Higgs decay signatures. We conclude in Sect. 6.

2 The two real singlet model

2.1 Scalar potential and model parameters

The two real singlet model (TRSM) adds two real singlet degrees of freedom to the SM. These are written as two real singlet fields S and X . In order to reduce the number of free parameters two discrete \mathbb{Z}_2 symmetries

$$\begin{aligned} \mathbb{Z}_2^S : S &\rightarrow -S, \quad X \rightarrow X, \quad \text{SM} \rightarrow \text{SM}, \\ \mathbb{Z}_2^X : X &\rightarrow -X, \quad S \rightarrow S, \quad \text{SM} \rightarrow \text{SM} \end{aligned} \quad (4)$$

are introduced. The most general renormalizable scalar potential invariant under the $\mathbb{Z}_2^S \otimes \mathbb{Z}_2^X$ symmetry is

$$\begin{aligned} V = & \mu_\Phi^2 \Phi^\dagger \Phi + \lambda_\Phi (\Phi^\dagger \Phi)^2 \\ & + \mu_S^2 S^2 + \lambda_S S^4 + \mu_X^2 X^2 + \lambda_X X^4 \\ & + \lambda_{\Phi S} \Phi^\dagger \Phi S^2 + \lambda_{\Phi X} \Phi^\dagger \Phi X^2 + \lambda_{SX} S^2 X^2. \end{aligned} \quad (5)$$

All coefficients in Eq. (5) are real, thus the scalar potential contains nine model parameters in total. We provide a translation of these coefficients to the scalar potential parameters in the complex scalar singlet parametrization in Appendix A.

Depending on the vevs acquired by the scalars different *phases* of the model can be realized. We decompose the fields (in unitary gauge) as

$$\Phi = \begin{pmatrix} 0 \\ \frac{\phi_h + v}{\sqrt{2}} \end{pmatrix}, \quad S = \frac{\phi_S + v_S}{\sqrt{2}}, \quad X = \frac{\phi_X + v_X}{\sqrt{2}} \quad (6)$$

leading to the tadpole equations

$$-v\mu_\Phi^2 = v^3\lambda_\Phi + \frac{vv_S^2}{2}\lambda_{\Phi S} + \frac{vv_X^2}{2}\lambda_{\Phi X}, \quad (7)$$

¹ A first search result for a symmetric Higgs-to-Higgs decay involving only non-SM Higgs states has been presented by ATLAS in the $W^+W^-W^+W^-$ final state [61].

$$-v_S \mu_S^2 = v_S^3 \lambda_S + \frac{v^2 v_S}{2} \lambda_{\Phi S} + \frac{v_S v_X^2}{2} \lambda_{SX}, \tag{8}$$

$$-v_X \mu_X^2 = v_X^3 \lambda_X + \frac{v^2 v_X}{2} \lambda_{\Phi X} + \frac{v_S^2 v_X}{2} \lambda_{SX}. \tag{9}$$

These have solutions for any values of v, v_S, v_X . However, to achieve electroweak symmetry breaking $v = v_{SM} \approx 246$ GeV is required. If $v_S, v_X \neq 0$ the \mathbb{Z}_2 symmetries are spontaneously broken, and the fields $\phi_{h,S,X}$ mix into three physical scalar states. This is called the *broken phase*.

If $v_X = 0$ the field ϕ_X does not mix with $\phi_{h,S}$, does not acquire any couplings to SM particles, and is stabilized by the \mathbb{Z}_2^X symmetry.² This makes it a candidate particle for dark matter (DM). The phenomenology of the two visible scalar states is very similar to the real singlet extension [28–32]. If both singlet vevs vanish, ϕ_h is the SM Higgs boson, and the two singlets both form separate dark sectors stabilized by their respective \mathbb{Z}_2 symmetries. In this case collider phenomenology is (at tree-level) only impacted by possible invisible decays of h_{125} to the DM particles.

In this work, we focus on the broken phase as it leads to the most interesting collider phenomenology. The mass eigenstates $h_{1,2,3}$ are related to the fields $\phi_{h,S,X}$ through the 3×3 orthogonal mixing matrix R

$$\begin{pmatrix} h_1 \\ h_2 \\ h_3 \end{pmatrix} = R \begin{pmatrix} \phi_h \\ \phi_S \\ \phi_X \end{pmatrix}. \tag{10}$$

We assume the mass eigenstates to be ordered by their masses

$$M_1 \leq M_2 \leq M_3 \tag{11}$$

and parametrize the mixing matrix R by three mixing angles $\theta_{hS}, \theta_{hX}, \theta_{SX}$. Using the short-hand notation

$$s_1 \equiv \sin \theta_{hS}, \quad s_2 \equiv \sin \theta_{hX}, \quad s_3 \equiv \sin \theta_{SX}, \quad c_1 \equiv \cos \theta_{hS}, \dots \tag{12}$$

it is given by

$$R = \begin{pmatrix} c_1 c_2 & -s_1 c_2 & -s_2 \\ s_1 c_3 - c_1 s_2 s_3 & c_1 c_3 + s_1 s_2 s_3 & -c_2 s_3 \\ c_1 s_2 c_3 + s_1 s_3 & c_1 s_3 - s_1 s_2 c_3 & c_2 c_3 \end{pmatrix}. \tag{13}$$

where the angles θ can be chosen to lie in

$$-\frac{\pi}{2} < \theta_{hS}, \theta_{hX}, \theta_{SX} < \frac{\pi}{2} \tag{14}$$

without loss of generality. In the TRSM it is possible to express the nine parameters of the scalar potential through

² The case of $v_S = 0$ is equivalent by renaming $S \longleftrightarrow X$.

the three physical Higgs masses, the three mixing angles, and the three vevs. These relations are given by

$$\begin{aligned} \lambda_\Phi &= \frac{1}{2v^2} m_i^2 R_{i1}^2, & \lambda_S &= \frac{1}{2v_S^2} m_i^2 R_{i2}^2, \\ \lambda_X &= \frac{1}{2v_X^2} m_i^2 R_{i3}^2, \\ \lambda_{\Phi S} &= \frac{1}{vv_S} m_i^2 R_{i1} R_{i2}, & \lambda_{\Phi X} &= \frac{1}{vv_X} m_i^2 R_{i1} R_{i3}, \\ \lambda_{SX} &= \frac{1}{v_S v_X} m_i^2 R_{i2} R_{i3}, \end{aligned} \tag{15}$$

where a sum over i is implied. Fixing one of the Higgs masses to the mass of the observed Higgs boson, $M_a \simeq 125$ GeV, and fixing the Higgs doublet vev to its SM value, $v \simeq 246$ GeV, leaves seven free input parameters of the TRSM:

$$M_b, M_c, \theta_{hS}, \theta_{hX}, \theta_{SX}, v_S, v_X, \tag{16}$$

with $a \neq b \neq c \in \{1, 2, 3\}$.

This is an important practical difference between the TRSM and another well-studied extension of the SM with two real singlet degrees of freedom, the CxSM [35,38]. The CxSM is expressed in terms of a complex singlet with a softly broken $U(1)$ symmetry of the singlet phase imposed on the scalar potential. This more stringent symmetry leaves only seven model parameters such that one of the physical scalar masses and one of the singlet vevs are dependent parameters. In contrast, the TRSM is consistent for *any* combination of masses, mixing angles, and vevs, and therefore allows to cover the full possible kinematic phase space of Higgs-to-Higgs decay signatures, as we will do when defining the benchmark scenarios in Sect. 5.

As in all pure singlet extensions the couplings of the scalar boson h_a ($a \in \{1, 2, 3\}$) to all SM particles are given by the SM prediction rescaled by a common factor

$$\kappa_a = R_{a1}, \tag{17}$$

where R_{a1} denotes the doublet admixture of the mass eigenstate h_a . Due to the orthogonality of the mixing matrix these obey the important sum rule

$$\sum_{a=1}^3 \kappa_a^2 = 1. \tag{18}$$

2.2 Collider phenomenology

The triple Higgs couplings are of special phenomenological interest in the TRSM. Using Eq. (15) they can be expressed directly through the input parameters of Eq. (16). The cou-

pling $\tilde{\lambda}_{abb}$ of $h_a h_b h_b$ is defined through

$$V \supset \frac{h_a h_b^2}{2} \left(\sum_j \frac{R_{aj} R_{bj}^2}{v_j} \right) (M_a^2 + 2M_b^2) \equiv \frac{1}{2} \tilde{\lambda}_{abb} h_a h_b^2. \tag{19}$$

Similarly, the coupling of three different scalars is given by

$$V \supset h_a h_b h_c \left(\sum_j \frac{R_{aj} R_{bj} R_{cj}}{v_j} \right) \times \left(\sum_i M_i^2 \right) \equiv \tilde{\lambda}_{abc} h_a h_b h_c, \tag{20}$$

and the triple Higgs self-coupling $\tilde{\lambda}_{aaa}$ reads

$$V \supset \frac{h_a^3}{2} \left(\sum_j \frac{R_{aj}^3}{v_j} \right) M_a^2 \equiv \frac{1}{3!} \tilde{\lambda}_{aaa} h_a^3. \tag{21}$$

With these definitions the tree-level partial decay width of a scalar h_a into two scalars h_b and h_c (where $b = c$ is allowed) is then given by

$$\Gamma_{a \rightarrow bc} = \frac{\tilde{\lambda}_{abc}^2}{16\pi M_a^3} \sqrt{\lambda(M_a^2, M_b^2, M_c^2)} \times \frac{1}{1 + \delta_{bc}} \Theta(M_a - M_b - M_c), \tag{22}$$

with

$$\lambda(x_1, x_2, x_3) \equiv \sum_i x_i^2 - \sum_{i,j \neq i} x_i x_j. \tag{23}$$

With this information, the phenomenology of a TRSM Higgs boson h_a can be fully obtained from the predictions for a SM-like Higgs boson h_{SM} of the same mass. Throughout this work we employ the narrow width approximation to factorize production cross sections and branching ratios (BRs).

For a certain production process (e.g. gluon gluon fusion) the cross section, σ , for h_a with mass M_a can be obtained from the corresponding SM Higgs production cross section, σ_{SM} , by simply rescaling

$$\sigma(M_a) = \kappa_a^2 \cdot \sigma_{SM}(M_a). \tag{24}$$

Since κ_a rescales all Higgs couplings to SM particles, Eq. (24) is exact up to genuine EW corrections involving Higgs self-interactions. In particular, this holds to all orders in QCD.

The scaling factor κ_a also rescales universally the partial widths of h_a decays into SM particles, which in turn leads to

a rescaling of the SM total width as

$$\Gamma(h_a \rightarrow \text{SM}; M_a) = \kappa_a^2 \cdot \Gamma_{\text{tot}}(h_{SM}; M_a), \tag{25}$$

where $\Gamma(h_a \rightarrow \text{SM}; M_a)$ denotes the sum of all partial widths of h_a into SM particle final states. Note that this alone can never change the BR predictions of h_a into SM particles. Using the results of Eq. (22) we can obtain the BRs of h_a decays to other scalar bosons, $h_a \rightarrow h_b h_c$:

$$\text{BR}(h_a \rightarrow h_b h_c) = \frac{\Gamma_{a \rightarrow bc}}{\kappa_a^2 \Gamma_{\text{tot}}(h_{SM}) + \sum_{xy} \Gamma_{a \rightarrow xy}}. \tag{26}$$

Denoting the sum of these ‘‘new physics’’ (NP) decay rates to scalar boson final states as

$$\text{BR}(h_a \rightarrow \text{NP}) \equiv \sum_{b,c} \text{BR}(h_a \rightarrow h_b h_c), \tag{27}$$

the BRs of h_a decays into any final state F_{SM} composed entirely of SM fermions and gauge bosons are given by

$$\text{BR}(h_a \rightarrow F_{SM}) = (1 - \text{BR}(h_a \rightarrow \text{NP})) \text{BR}(h_{SM} \rightarrow F_{SM}). \tag{28}$$

One important special case is that in the absence of BSM decay modes — which is always the case for the lightest Higgs bosons $h_1 - h_a$ has BRs identical to a SM-like Higgs boson of the same mass.

Figure 1 shows the decay branching ratios of a SM-like Higgs boson h_{SM} as a function of its mass. As long as $\text{BR}(h_a \rightarrow \text{NP}) = 0$, i.e. if no Higgs-to-Higgs decays are possible for h_a , the scalar boson h_a has exactly the BRs shown in Fig. 1. The numerical values are taken from Ref. [77], based on state-of-the-art evaluations using HDECAY [78–80] and Profecy4F [81–83].

3 Setup of the parameter scan

In order to assess the phenomenologically viable regions of the parameter space we apply all relevant theoretical and experimental constraints, which are discussed in the following. We furthermore provide details of our numerical setup.

3.1 Theoretical constraints

Unitarity constraints provide important upper bounds on the multi-scalar couplings and the scalar masses. In the TRSM we have derived perturbative unitarity bounds in the high energy limit by requiring the eigenvalues M^i of the 2-to-2

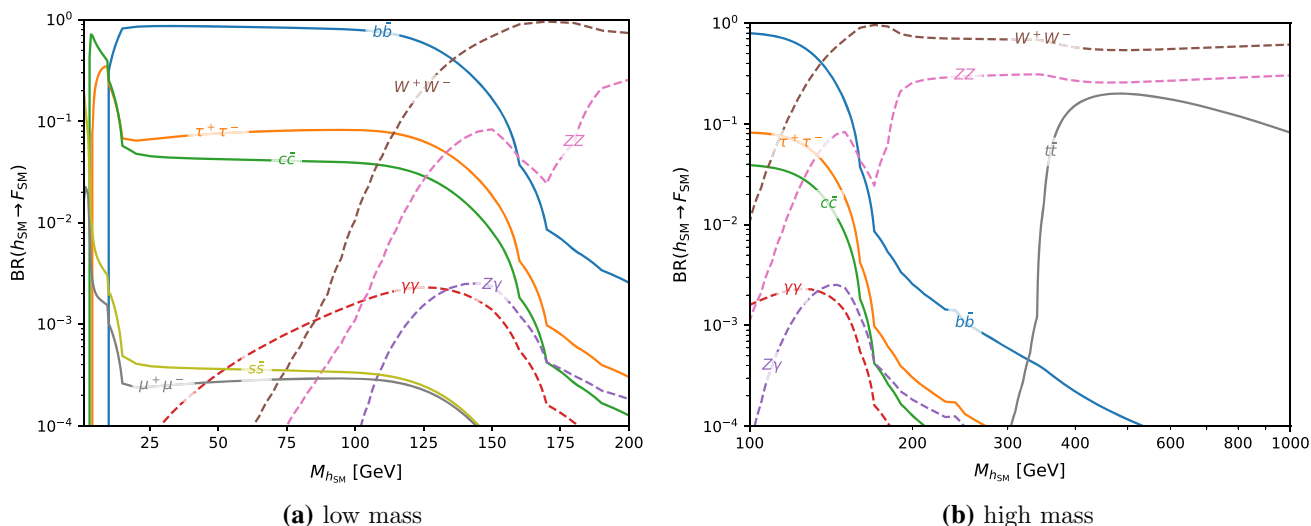


Fig. 1 Decay branching ratios of a SM-like Higgs boson, h_{SM} , for various SM particle final states, F_{SM} , as a function of its mass, $M_{h_{SM}}$, in the mass range from 1 GeV to 1 TeV, split into the low mass region (left

panel) and the high mass region (right panel). The numerical values are taken from Ref. [77], see text for further details

scalar scattering matrix M to fulfill

$$|M^i| < 8\pi. \tag{29}$$

The resulting constraints on the parameters of the scalar potential are

$$|\lambda_\phi| < 4\pi, \tag{30}$$

$$|\lambda_{\phi S}|, |\lambda_{\phi X}|, |\lambda_{SX}| < 8\pi, \tag{31}$$

$$|a_1|, |a_2|, |a_3| < 16\pi, \tag{32}$$

where $a_{1,2,3}$ are the three real roots of the cubic polynomial

$$\begin{aligned} P(x) \equiv & x^3 + x^2(-12\lambda_\phi - 6\lambda_S - 6\lambda_X) \\ & + x(72\lambda_\phi(\lambda_S + \lambda_X) - 4(\lambda_{\phi S}^2 + \lambda_{\phi X}^2) \\ & + 36\lambda_S\lambda_X - \lambda_{SX}^2) \\ & + 12\lambda_\phi\lambda_{SX}^2 + 24\lambda_{\phi S}^2\lambda_X + 24\lambda_{\phi X}^2\lambda_S \\ & - 8\lambda_{\phi S}\lambda_{\phi X}\lambda_{SX} - 432\lambda_\phi\lambda_S\lambda_X. \end{aligned} \tag{33}$$

Closed form conditions for boundedness of the scalar potential, Eq. (5), have been derived in [84,85]. In our notation they read

$$\begin{aligned} \lambda_\phi, \lambda_S, \lambda_X &> 0, \\ \bar{\lambda}_{\phi S} \equiv \lambda_{\phi S} + 2\sqrt{\lambda_\phi\lambda_S} &> 0, \\ \bar{\lambda}_{\phi X} \equiv \lambda_{\phi X} + 2\sqrt{\lambda_\phi\lambda_X} &> 0, \\ \bar{\lambda}_{SX} \equiv \lambda_{SX} + 2\sqrt{\lambda_S\lambda_X} &> 0, \\ \sqrt{\lambda_S\lambda_{\phi X}} + \sqrt{\lambda_X\lambda_{\phi S}} + \sqrt{\lambda_\phi\lambda_{SX}} \\ &+ \sqrt{\lambda_\phi\lambda_S\lambda_X} + \sqrt{\bar{\lambda}_{\phi S}\bar{\lambda}_{\phi X}\bar{\lambda}_{SX}} > 0. \end{aligned} \tag{34}$$

It has been proven in Ref. [39] that at tree-level a vacuum of the form of Eq. (6) is always the global minimum of the scalar TRSM potential. Therefore no additional constraints from vacuum decay need to be considered.

3.2 Experimental constraints

We use the oblique parameters S , T and U [86–89] to parametrize constraints from electroweak precision measurements, which are compared to the latest fit results [90]. The results of Refs. [91,92] are applicable to the TRSM to obtain model predictions for S , T and U .³ Flavor constraints are not relevant as the singlets do not change the Yukawa sector. We use HiggsBounds-5.4.0 [98–103] to check for agreement with the bounds from searches for additional Higgs bosons.

Important constraints on the model parameter space arise from the signal rate measurements of the observed 125 GeV Higgs boson, which we denote by h_{125} in the following. These constraints are especially relevant in singlet extensions as there are effectively only two BSM parameters that enter the phenomenology of the h_{125} : its coupling scale factor κ_{125} and its decay rate $BR(h_{125} \rightarrow NP)$ into new particles (see Sect. 2.2).

We use HiggsSignals-2.3.0 [104–107] to test for agreement with the observations at the 2σ level using a

³ The W -boson mass could be used as a single precision observable for models with new particle content, see e.g. Ref. [93] for a discussion within the real singlet extension. We checked the TRSM with an extension of the code presented in Ref. [93] and compared to the updated experimental value $M_W = 80.379 \pm 0.012$ GeV [94–97]. We found no relevant additional constraints from M_W in this model.

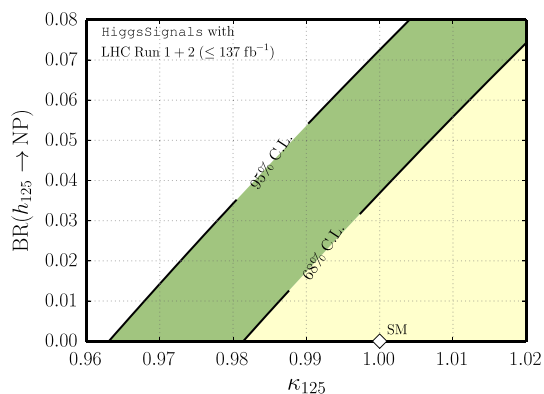


Fig. 2 Constraints from Higgs signal rate measurements on the parameters κ_{125} and $\text{BR}(h_{125} \rightarrow \text{NP})$ as obtained from `HiggsSignals-2.3.0`

profiled likelihood ratio test with the SM as alternative hypothesis. In practice, the likelihood ratio test statistic is calculated via the difference between the log-likelihoods, which in turn is approximated as $\Delta\chi^2 = \chi^2 - \chi_{\text{SM}}^2$ within `HiggsSignals`. As we have two relevant statistical degrees of freedom that can influence the Higgs signal rate predictions (see above), we obtain the 2σ confidence region by demanding $\Delta\chi^2 \leq 6.18$. `HiggsSignals-2.3.0` contains the latest measurements from ATLAS [108] and CMS [10–17, 19, 20] with up to $\sim 137 \text{ fb}^{-1}$ of data collected during Run-II at a center-of-mass energy of 13 TeV, as well as the ATLAS and CMS combined measurements from Run-I [9].

A further complication may arise in this model in case that two or even all three scalar bosons have a mass around 125 GeV. `HiggsSignals` then automatically takes into account a possible superposition of their signals in the test against the Higgs rate measurements by incoherently summing the contributions of all scalars. This approach neglects any possible interference effects, see Ref. [105] for details. A similar approach is employed in `HiggsBounds` to combine multiple scalars that lie within the experimental mass resolution.

Assuming only one scalar boson is responsible for the observed signal at 125 GeV, we show the constraints from Higgs signal rate measurements in the (simplified) two-dimensional parameter plane (κ_{125} , $\text{BR}(h_{125} \rightarrow \text{NP})$) in Fig. 2.⁴ If no BSM decay modes of h_{125} exist, a lower bound on $\kappa_{125} > 0.963$ at 95% C.L. is obtained. For the other limiting case of exactly SM-like couplings, $\kappa_{125} = 1$, we find a limit of $\text{BR}(h_{125} \rightarrow \text{NP}) < 7.3\%$. The 2σ limit between these two limiting cases follows approximately a linear slope. The region $\kappa > 1$ is only included for completeness in Fig. 2

⁴ The expected sensitivity of Higgs rate measurements at the high-luminosity (HL)-LHC in this parameter plane has been presented in Section 6 of Ref. [109].

but cannot be realized in the TRSM, see Eq. (18). Note that this analysis is applicable to any model where a singlet scalar mixes with the Higgs boson. This bound can e.g. be applied to Higgs portal models, where it gives a stronger constraint than direct measurements of $\text{BR}(h_{125} \rightarrow \text{invisible})$ [110, 111].

3.3 Numerical evaluation

Based on these constraints we performed a large scan of the TRSM parameter space using an updated private version of the code `ScannersS` [35, 38, 112, 113]. For the determination of viable regions in the parameter space, we apply all of the constraints described above. Note that bounds from signal strength measurements are evaluated with `HiggsSignals` for each point individually. This guarantees that the possibility that two or even all three Higgs bosons may have masses close to 125 GeV and therefore contribute to the observed signal is correctly accounted for.

We parametrize the model via the input parameters given in Eq. (16). For the numerical results presented in Sect. 4 we independently sample from uniform distributions for each parameter. We allow for the non- h_{125} Higgs masses and the singlet vevs to lie within

$$1 \text{ GeV} \leq M_b, M_c, v_X, v_S \leq 1 \text{ TeV} \quad (35)$$

and vary the mixing angles throughout their allowed range, Eq. (14). We only keep parameter points that pass all constraints. For the benchmark scenarios in Sect. 5, we fix all parameters apart from the non-SM scalar masses, and scan the two-dimensional parameter space in a grid within the defined parameter ranges.

The singlet vevs are only mildly constrained by current experimental results while theoretical constraints – in particular perturbative unitarity – only require them to not be substantially smaller than the scalar masses. On the other hand, as they enter the triple scalar couplings, Eqs. (19) and (20), they can influence the relative importance of different Higgs-to-Higgs decay modes without changing the remaining phenomenology. We therefore expect that future results from LHC searches for Higgs-to-Higgs decays will be able to constrain the vacuum structure of the singlet fields.

For the SM Higgs production cross sections and decay rates we use the predictions from Refs. [77, 114]. The h_{SM} production cross sections and total width are rescaled according to Eqs. (24) and (25) and combined with leading-order decay widths for the Higgs-to-Higgs decays from Eq. (22). For the h_{125} production rates, we use the results of the N^3LO calculation in the gluon gluon fusion (ggF) channel [115]. This calculation uses an effective description of the top-induced contributions. For scalar bosons with masses $M_a \neq 125 \text{ GeV}$ we instead employ results from the NNLO+NNLL calculation [114] that accounts for top-quark

mass induced effects up to NLO. Indeed, we find that the predictions of these calculations differ sizably for scalar boson masses $M_a \gtrsim 2m_t$, for instance, at $M_a = 400$ GeV,

$$\frac{\sigma_{\text{NNLO+NNLL}}}{\sigma_{\text{N3LO}}} \Big|_{M=400 \text{ GeV}} \sim 3. \tag{36}$$

In the following discussion of collider signatures we assume the production of a single scalar state via the dominant ggF process. In some cases, though, it might be worthwhile to investigate the discovery potential of the subdominant Higgs production processes of vector boson fusion or Higgs–Strahlung, $pp \rightarrow V\phi$ ($V = W^\pm, Z$), as these give additional trigger options and may help to reduce the background. We leave the detailed exploration of the prospects for various production modes to future studies.

Scalar pair production can proceed through a top-quark box diagram in addition to single Higgs production followed by a Higgs-to-Higgs decay. For pair production of h_{125} these diagrams and their interference effects with the resonant production are known to be important (see e.g. Refs. [116–119]). For cases other than h_{125} -pair production the box diagrams are significantly less important as they are always suppressed by the small κ factors of the non- h_{125} scalars. Signal-signal interference effects between different resonant scalars of similar mass have also been shown to significantly impact di-Higgs production cross sections [119]. However, such mass configurations play no important role for most of the scenarios in the following discussion.

4 Implications of current collider searches

4.1 Signatures of new scalars decaying to SM particles

The additional scalar bosons h_a ($h_a \neq h_{125}$) can decay directly to SM particles. The branching ratios of the various SM particle final states (F_{SM}) are obtained according to Eq. (28), and their relative rates (i.e. the ratios of branching ratios for different F_{SM} decay modes) are identical to the corresponding SM predictions for a Higgs boson with mass M_a . The rate for h_a signal processes leading to F_{SM} , normalized to the corresponding SM prediction, can therefore be expressed as

$$\frac{\sigma(pp \rightarrow h_a(+X)) \times \text{BR}(h_a \rightarrow F_{\text{SM}})}{\sigma_{\text{SM}}(pp \rightarrow h_{\text{SM}}(+X)) \times \text{BR}(h_{\text{SM}} \rightarrow F_{\text{SM}})} = \kappa_a^2 \cdot (1 - \text{BR}(h_a \rightarrow \text{NP})). \tag{37}$$

This quantity is shown in Fig. 3 as a function of M_a in the low mass region (left panel) and high mass region (right panel) for the sampled parameter points that pass all relevant constraints (see Sect. 3). For M_a roughly between 12 and 85 GeV LEP searches for $e^+e^- \rightarrow h_a Z \rightarrow b\bar{b}Z$

[120] lead to an upper limit on the possible signal rate, as shown by the red lines in Fig. 3 (left). At larger mass values $\gtrsim 190$ GeV, the upper limit originates from LHC searches for $pp \rightarrow h_a \rightarrow W^+W^-$ and ZZ . The latest ATLAS [121] and CMS [122] limits are overlaid as green and orange lines, respectively, in Fig. 3 (right). For very large mass values $\gtrsim 700$ GeV direct LHC searches are not yet sensitive to probe the parameter space. In addition, we include in Fig. 3 the upper limit inferred indirectly via the sum rule, Eq. (18), from the rate measurements of the 125 GeV Higgs state. These lead to an upper limit of $\kappa_a^2 \leq 7.3\%$ (see Sect. 3.2), except in the mass region around 125 GeV where h_a potentially contributes to the observed Higgs signal.

4.2 Signatures of resonant scalar pair production

The model allows for resonant scalar pair-production at the LHC, or, in other words, the direct production of a single scalar h_a followed by the “symmetric” or “asymmetric” decay into identical or different scalar states, respectively. Specifically,

$$pp \rightarrow h_a (+X) \rightarrow h_b h_b (+X), \tag{38}$$

$$pp \rightarrow h_3 (+X) \rightarrow h_1 h_2 (+X), \tag{39}$$

where, in the symmetric case, Eq. (38), $a = 2, b = 1$ or $a = 3, b \in \{1, 2\}$, and X denotes not further defined objects that may be produced in association with the scalar state (e.g., jets, vector bosons, etc.). The h_{125} can be either of the three scalar states h_a ($a \in \{1, 2, 3\}$).

Processes of the symmetric type, Eq. (38), leading to pair production of h_{125} are already being investigated, see e.g. Refs. [58–69] for recent LHC Run-II searches. Figure 4 (left) shows the 13 TeV LHC signal rate for the resonant scalar pair production process $pp \rightarrow h_a \rightarrow h_{125} h_{125}$ ($a \in \{2, 3\}$) as a function of the h_a mass, M_a . Figure 4 contains the complete sample of allowed parameter points generated according to Sect. 3.3. Overlaid are the most recent experimental limits on this process from the ATLAS [69] and CMS [66] collaborations. Figure 4 (left) illustrates that experimental searches in this channel are beginning to directly constrain the TRSM for resonance masses between around 380 GeV and 550 GeV. In contrast, LHC searches [70–76] for the inverted signature of single-production of h_{125} which then decays into a pair of light h_a ($a \in \{1, 2\}$) are not yet sensitive, as the indirect constraints from Higgs signal rates on the possible new decay modes, $\text{BR}(h_{125} \rightarrow \text{NP}) \leq 7.3\%$ (see Fig. 2), are much stronger than the direct limits from these searches.⁵ Both of these processes are under active

⁵ Currently, the strongest limit from $h_{125} \rightarrow h_a h_a$ searches is obtained in the $b\bar{b}\tau^+\tau^-$ final state [71] at $M_a \simeq 35$ GeV, amounting to around $\text{BR}(h_{125} \rightarrow h_a h_a) \leq 25\%$ (assuming h_a to decay exclusively to SM particles) in the TRSM.

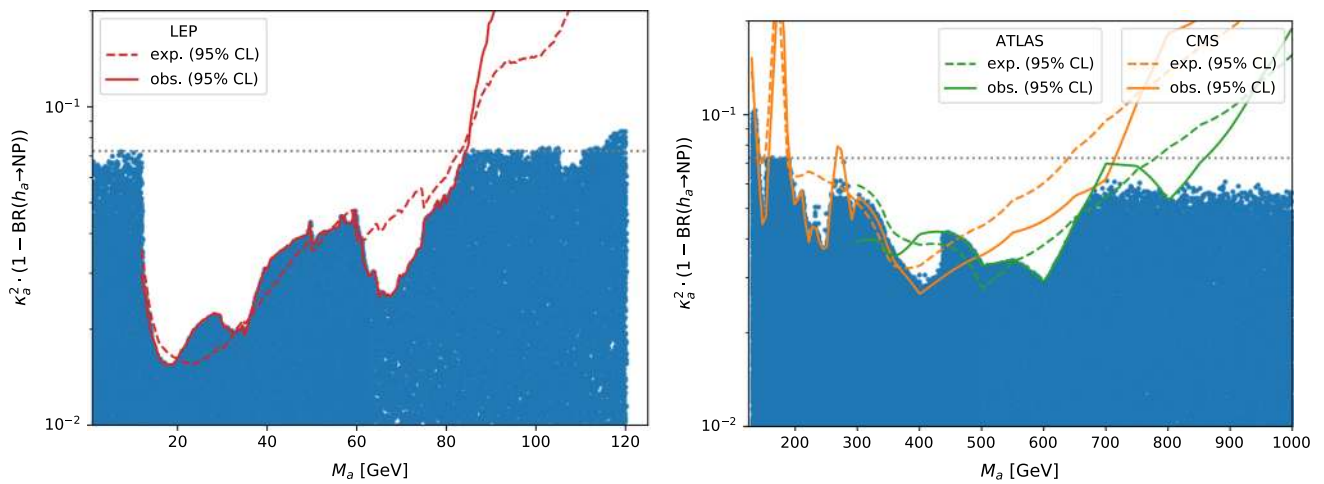


Fig. 3 SM-normalized signal rate for additional Higgs bosons decaying to SM particle final states as a function of its mass, M_a , for all parameter points passing all relevant constraints (blue points). In the low mass region (left panel) we include the observed (solid line) and expected (dashed line) limit from LEP searches in the $ee \rightarrow h_a Z \rightarrow$

bbZ channel [120]. In the high mass region (right panel) the ATLAS [121] and CMS [122] observed and expected limits from the latest $pp \rightarrow h_a \rightarrow ZZ/WW$ searches are displayed. The dotted gray line indicates the indirect limit on κ^2 from Higgs rate measurements

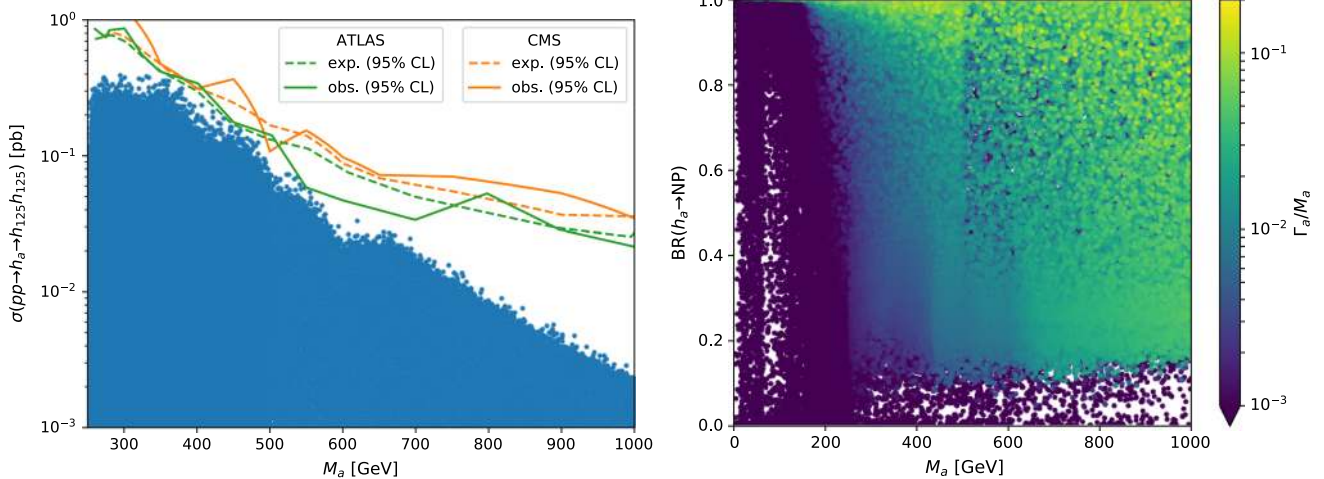


Fig. 4 Left panel: signal rate for the process $pp \rightarrow h_a \rightarrow h_{125}h_{125}$ at the 13 TeV LHC as a function of the h_a mass, M_a , for all parameter points passing all relevant constraints (blue points). The current expected and observed upper limits on this process from ATLAS [69]

(green lines) and CMS [66] (orange lines) are overlaid. Right panel: total decay width over mass, Γ_a/M_a , of the resonant scalar as a function of M_a and the decay rate $BR(h_a \rightarrow NP)$. Parameter points with larger Γ_a/M_a values are plotted on top of points with smaller values

experimental investigation and we expect the bounds to improve in the future.

We will now turn to the more exotic signatures resulting from Eqs. (38) and (39) that are not yet under active investigation. Following the processes in Eqs. (38) and (39), the two produced scalar states may further decay directly to SM particles. Alternatively, an h_2 final state may decay into the two lightest scalars: $h_2 \rightarrow h_1 h_1$. This can lead to interesting decay cascades leading to three or four scalar states that eventually decay to SM particles. The possible decay patterns within our model are depicted in a generic form in

Fig. 5. Here and in the following we denote final states from Higgs decays composed of SM particles (i.e. gauge bosons or fermions) generically F_{SM} , unless otherwise specified. For the more complicated final states we will use F_{SM}^n to denote an n -particle SM final state, where we count the SM particles before their decay (i.e., W^\pm , Z , and t are counted as one particle). As discussed above, the relative fractions of their decay rates solely depend on the mass of the decaying Higgs state.

We find that all possible Higgs-to-Higgs decay signatures, Eqs. (38) and (39), can appear at sizable rates in the

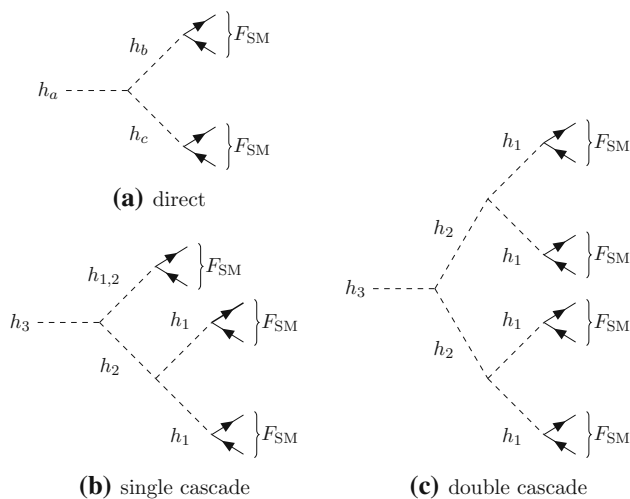


Fig. 5 Possible Higgs-to-Higgs decay signatures involving three neutral (mass ordered) scalars h_a ($a \in \{1, 2, 3\}$): **a** $h_a \rightarrow h_b h_c$ (with $a > b, c$) with successive decay of h_b and h_c to SM particles; **b** $h_3 \rightarrow h_2 h_c$ (with $c \in \{1, 2\}$) with successive decay $h_2 \rightarrow h_1 h_1$ and h_k as well as all h_1 decaying to SM particles; **c** $h_3 \rightarrow h_2 h_2 \rightarrow h_1 h_1 h_1 h_1$ and all h_1 decaying to SM particles

allowed TRSM parameter space. In the next section we therefore design six two-dimensional benchmark scenarios that highlight these signatures in detail, and are tailored to initiate dedicated experimental studies and facilitate the design of corresponding searches. As a final remark, we briefly want to comment on the possible size of the total width of the resonantly-produced scalar state h_a . Figure 4 (right) shows the ratio of the total width over the mass, Γ_a/M_a , in dependence of M_a and the sum of h_a decays to scalar states, $\text{BR}(h_a \rightarrow \text{NP})$. Parameter points with larger values of Γ_a/M_a overlay parameter points with smaller values. We can clearly see that parameter points with larger Γ_a/M_a tend to have sizable decay rates to scalar states. However, overall, Γ_a/M_a never exceeds values greater than around 18% in the considered mass range up to 1 TeV. In the discussion of the benchmark scenarios below we will comment on cases where $\Gamma_a/M_a \gtrsim 1\%$.

5 Benchmark scenarios

In this section we define six benchmark scenarios in order to motivate and enable dedicated experimental studies of Higgs-to-Higgs decay signatures. Each scenario focusses on one (or more) novel signatures and features a (close-to) maximal signal yield that can be expected within the model while obeying the constraints described in Sect. 3. The benchmark scenarios are defined as two-dimensional planes where all model parameters except for the two non- h_{125} scalar masses are fixed. A brief overview of the benchmark scenarios is given in Table 1. For each benchmark scenario,

BP1–BP6, it specifies the Higgs state h_a that is identified with the observed Higgs state, h_{125} , the target Higgs-to-Higgs decay signature, as well as the possibilities of phenomenologically relevant⁶ successive Higgs decays, potentially leading to single or double cascade decay signatures (see Fig. 5).

The model parameters for all scenarios as well as the coupling scale factors κ_a are given in Table 2. All cross section values given in the following refer to production of the initial scalar through ggF at the 13 TeV LHC.

We employ a factorized approach relying on the narrow width approximation. For each benchmark scenario we will show both the $\text{BR}(h_a \rightarrow h_b h_c)$ ($a, b, c \in \{1, 2, 3\}, a \neq b, c$) and the cross section

$$\begin{aligned} \sigma(pp \rightarrow h_a \rightarrow h_b h_c) &= \kappa_a^2 \sigma(gg \rightarrow h_{SM})|_{M_a} \cdot \text{BR}(h_a \rightarrow h_b h_c). \end{aligned} \tag{40}$$

In all scenarios where either $b = c$ or $h_{b,c} \equiv h_{125}$ there is only one unknown BSM mass in the final state $h_b h_c$. In this case we will employ a further factorization where we present the $\text{BR}(h_b h_c \rightarrow F_{SM})$ as a function of the remaining mass parameter. In this case the full cross section into a given SM final state can be obtained by

$$\begin{aligned} \sigma(pp \rightarrow h_a \rightarrow h_b h_c \rightarrow F_{SM}) &= \sigma(pp \rightarrow h_a \rightarrow h_b h_c) \cdot \text{BR}(h_b h_c \rightarrow F_{SM}), \end{aligned} \tag{41}$$

where potential cascades, Fig. 5, are included in the $\text{BR}(h_b h_c \rightarrow F_{SM})$ for F_{SM}^6 and F_{SM}^8 .

All of the benchmark scenarios presented in the following are exemplary for the corresponding signature within the TRSM. There are always alternative choices for the fixed parameters that may lead to different cross sections, branching ratios, or regions excluded by some constraints. As such, the regions of parameter space that are excluded by some constraint in a benchmark scenario should under no circumstances discourage experimental searches in this parameter region.

5.1 BP1: $h_{125} \rightarrow h_1 h_2$

In the first benchmark scenario, **BP1**, we identify the heaviest scalar state h_3 with h_{125} , and focus on the asymmetric decay $h_{125} \rightarrow h_1 h_2$. The parameter values (see Table 2) are chosen such that the couplings of h_3 to SM particles are nearly identical to the SM predictions, $\kappa_3 \simeq 1$. At the same time,

⁶ For instance, in BP2, the successive decay $h_2 \rightarrow h_1 h_1$ could in principle occur for the case that $M_1 < 62.5$ GeV, however, Higgs signal rate measurements strongly constrain the possible decay rate, and we do not further consider this possibility here.

Table 1 Overview of the benchmark scenarios: The second column denotes the Higgs mass eigenstate that we identify with the observed Higgs boson, h_{125} , the third column names the targeted decay mode of the resonantly produced Higgs state, and the fourth column lists possible relevant successive decays of the resulting Higgs states

Benchmark scenario	h_{125} candidate	Target signature	Possible successive decays
BP1	h_3	$h_{125} \rightarrow h_1 h_2$	$h_2 \rightarrow h_1 h_1$ if $M_2 > 2M_1$
BP2	h_2	$h_3 \rightarrow h_1 h_{125}$	–
BP3	h_1	$h_3 \rightarrow h_{125} h_2$	$h_2 \rightarrow h_{125} h_{125}$ if $M_2 > 250$ GeV
BP4	h_3	$h_2 \rightarrow h_1 h_1$	–
BP5	h_2	$h_3 \rightarrow h_1 h_1$	–
BP6	h_1	$h_3 \rightarrow h_2 h_2$	$h_2 \rightarrow h_{125} h_{125}$ if $M_2 > 250$ GeV

Table 2 Input parameter values and coupling scale factors, κ_a ($a = 1, 2, 3$), for the six defined benchmark scenarios. The doublet vev is set to $v = 246$ GeV for all scenarios

Parameter	Benchmark scenario					
	BP1	BP2	BP3	BP4	BP5	BP6
M_1 (GeV)	[1, 62]	[1, 124]	125.09	[1, 62]	[1, 124]	125.09
M_2 (GeV)	[1, 124]	125.09	[126, 500]	[1, 124]	125.09	[126, 500]
M_3 (GeV)	125.09	[126, 500]	[255, 650]	125.09	[126, 500]	[255, 1000]
θ_{hs}	1.435	1.352	−0.129	−1.284	−1.498	0.207
θ_{hx}	−0.908	1.175	0.226	1.309	0.251	0.146
θ_{sx}	−1.456	−0.407	−0.899	−1.519	0.271	0.782
v_s (GeV)	630	120	140	990	50	220
v_x (GeV)	700	890	100	310	720	150
κ_1	0.083	0.084	0.966	0.073	0.070	0.968
κ_2	0.007	0.976	0.094	0.223	−0.966	0.045
κ_3	−0.997	−0.203	0.239	0.972	−0.250	0.246

the parameter choice maximizes – within the experimentally allowed range – the branching ratio $\text{BR}(h_{125} \rightarrow h_1 h_2)$, which is shown in Fig. 6 (top left) as a function of M_1 and M_2 . In Fig. 6 (top right) we show the corresponding signal rate for inclusive production via gluon gluon fusion. We find that the BR for $h_3 \rightarrow h_1 h_2$ reaches up to 7–8% which translates into a signal rate of around 3 pb. These maximal branching ratios are reached in the intermediate mass range for h_2 , $M_2 \sim 60$ –80 GeV. This feature is caused by the fact that the triple Higgs couplings are proportional to the masses (see Eq. (20)). Therefore, although phase space opens up significantly for light decay products, the branching ratios become smaller for $M_2 < 40$ GeV. In the hatched region in Fig. 6 the decay rate slightly exceeds the 2σ upper limit inferred from the LHC Higgs rate measurements (using HiggsSignals). We stress again that this excluded area is dependent on our parameter choices and strongly encourage experimental searches to cover the whole mass range.

Due to the sum rule, Eq. (18), the coupling scale factors $\kappa_{1,2}$ have to be very close to zero in order to achieve $\kappa_3 \sim 1$. This means that the couplings of h_1 and h_2 to SM particles are strongly suppressed. As a result, if the decay channel $h_2 \rightarrow h_1 h_1$ is kinematically open, $M_2 > 2M_1$, it is the dominant decay mode leading to a significant rate for the $h_1 h_1 h_1$ final state. In **BP1** we find that $\text{BR}(h_2 \rightarrow h_1 h_1) \simeq 100\%$ in this

kinematic regime (i.e. above the red line in Fig. 6) with a very sharp transition at the threshold. If in addition $M_1 \gtrsim 10$ GeV the h_1 decays dominantly into $b\bar{b}$ leading to a sizeable rate for the $b\bar{b}b\bar{b}b\bar{b}$ final state as shown in Fig. 6 (bottom right).

If the $h_2 \rightarrow h_1 h_1$ decay is kinematically closed, $M_2 < 2M_1$, both scalars h_1 and h_2 decay directly to SM particles, with BRs identical to a SM-like Higgs boson with the corresponding mass (see Fig. 1). Therefore, for masses $M_1, M_2 \gtrsim 10$ GeV, the $b\bar{b}b\bar{b}$ final state dominates, as shown in Fig. 6 (bottom left), while at smaller masses, combinations with τ -leptons and eventually final states containing charm quarks and muons become relevant.

5.2 BP2: $h_3 \rightarrow h_1 h_{125}$

In the second benchmark scenario, **BP2**, we identify $h_{125} \equiv h_2$ and consider the production of h_3 followed by the asymmetric decay $h_3 \rightarrow h_1 h_{125}$. The scenario is defined in the (M_1, M_3) parameter plane, and the remaining parameters are fixed to the values given in Table 2. The mixing angles are chosen such that the production rate of h_3 is maximized, while the h_2 properties remain consistent with the measured Higgs signal rates. This results in a h_3 production rate of roughly 4% of the production cross section for a h_{SM} at the same mass.

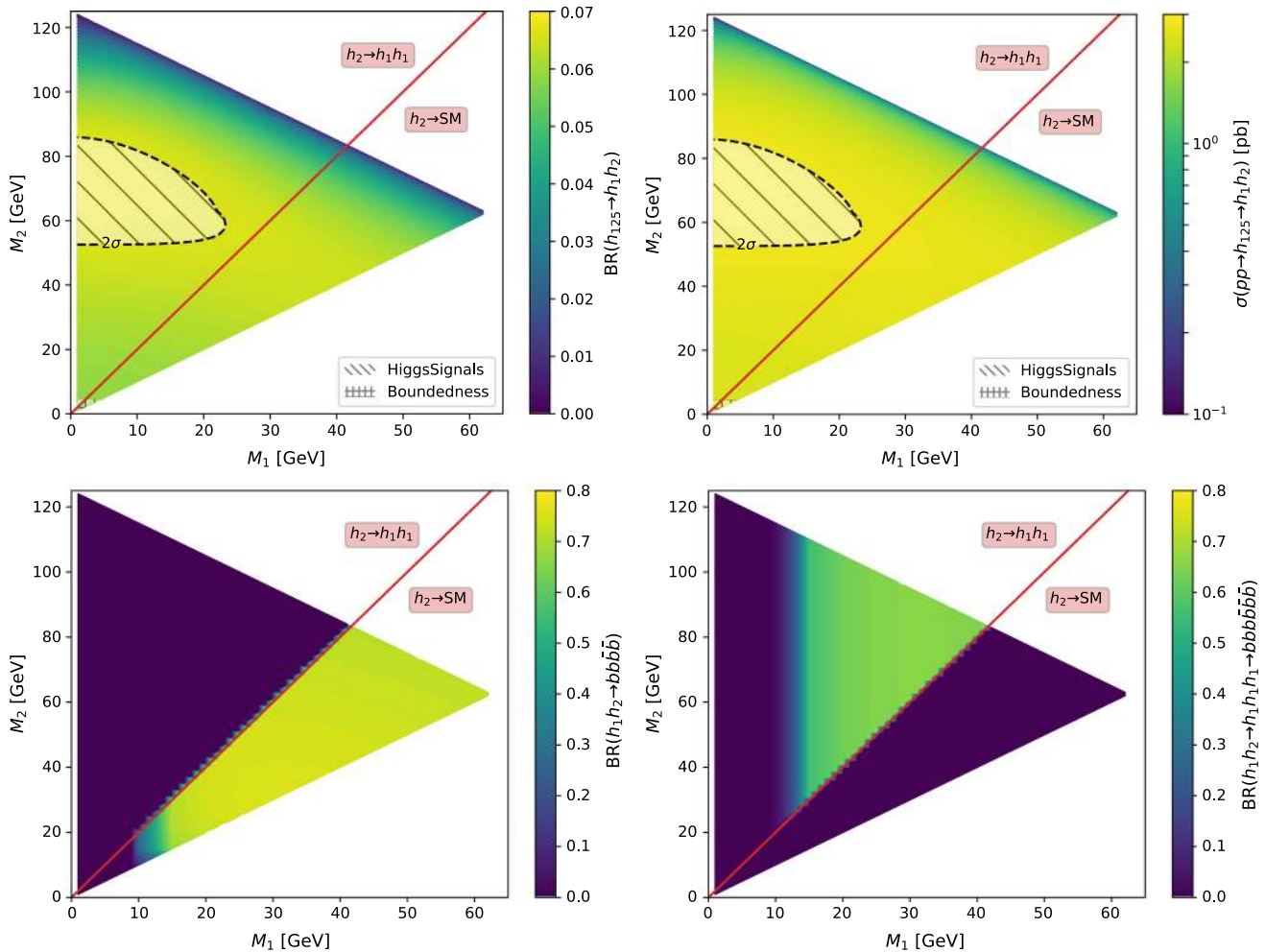


Fig. 6 Benchmark plane BP1 for the decay signature $h_{125} \rightarrow h_1 h_2$ with $h_{125} \equiv h_3$, defined in the (M_1, M_2) plane. The color code shows $BR(h_3 \rightarrow h_1 h_2)$ (top left panel) and the 13 TeV LHC signal rate for $pp \rightarrow h_3 \rightarrow h_1 h_2$ (top right panel). The red line separates the

region $M_2 > 2M_1$, where $BR(h_2 \rightarrow h_1 h_1) \approx 100\%$, from the region $M_2 < 2M_1$, where $BR(h_2 \rightarrow F_{SM}) \approx 100\%$. The BR of the $h_1 h_2$ state into $bbbb$ and – through a $h_2 \rightarrow h_1 h_1$ cascade – $bbbbbb$ final states are shown in the bottom left and right panels, respectively

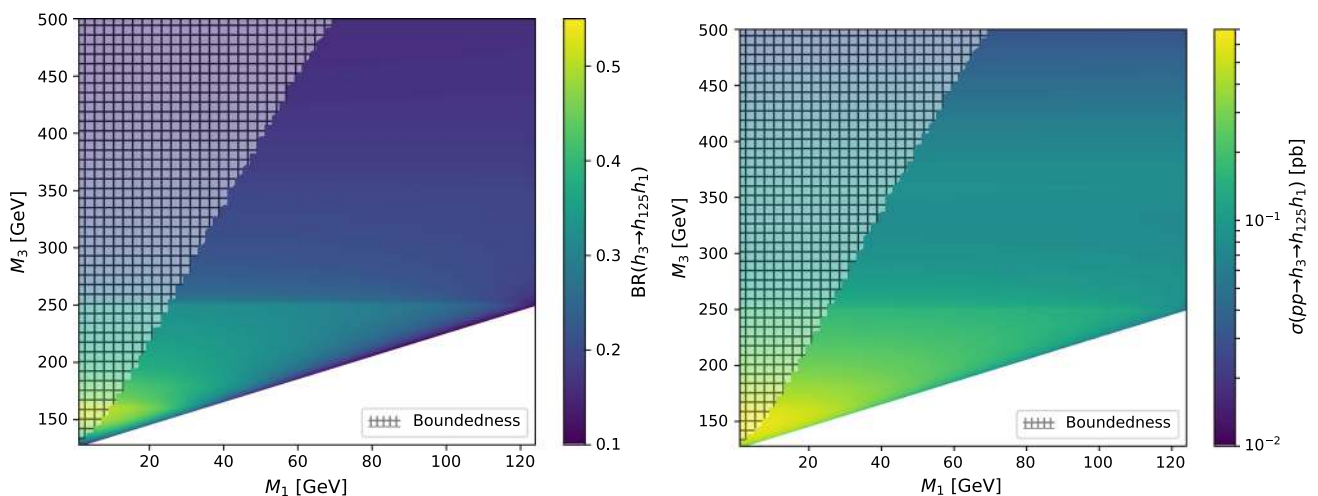


Fig. 7 Benchmark plane BP2 for the decay signature $h_3 \rightarrow h_1 h_{125}$ with $h_{125} \equiv h_2$, defined in the (M_1, M_3) plane. The color code shows $BR(h_3 \rightarrow h_1 h_2)$ (left panel) and the signal rate for $pp \rightarrow h_3 \rightarrow h_1 h_2$ (right panel)

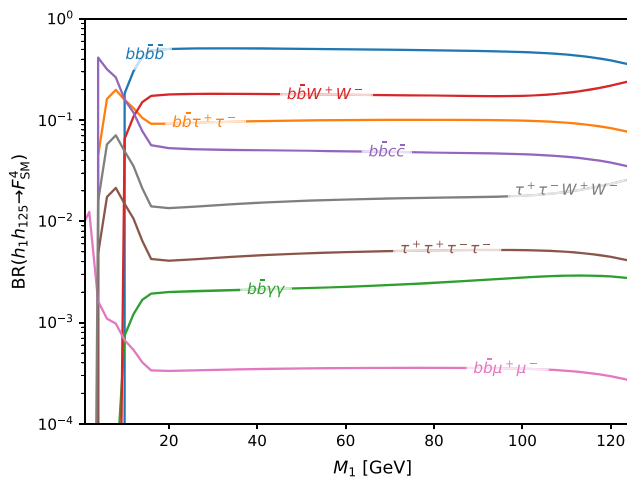


Fig. 8 Branching ratios of the $h_1 h_{125}$ state decaying into selected SM final states as a function of M_1 for **BP2**

The phenomenology of **BP2** is illustrated by Fig. 7. The $\text{BR}(h_3 \rightarrow h_1 h_2)$ shown in Fig. 7 (left) mostly stays above 20% for $M_3 \lesssim 350$ GeV, reaching maximal values of around 50–55% in the low mass region, $M_3 \sim 150$ –170 GeV. In this region, the corresponding signal rate in Fig. 7 (right) is about 0.6 pb. It remains above 50 fb as long as $M_3 \lesssim 450$ GeV. The shaded region in Fig. 7 is excluded by boundedness of the scalar potential. Again, this constraint depends strongly on the values of the model parameters and should not discourage experimental efforts to perform model-independent searches in this mass range. The total width of h_3 can reach maximal values of $\Gamma_3/M_3 \sim 1.1\%$ in this benchmark scenario for $M_3 \gtrsim 480$ GeV.

The branching ratios for decays to SM final states originating from the $h_1 h_{125}$ two-particle state are shown in Fig. 8 for **BP2** as a function of M_1 . In most of the mass range, the $b\bar{b}b\bar{b}$ final state dominates, followed by $b\bar{b}W^+W^-$ and $b\bar{b}\tau^+\tau^-$ final states.

The cascade decay $h_{125} \equiv h_2 \rightarrow h_1 h_1$ is in principle possible if kinematically allowed and in compliance with the observed h_{125} properties. However, we chose κ_2^2 small in order to maximize κ_3 within the experimental constraints. From Fig. 2 we see that, at the corresponding value of κ_2 , $\text{BR}(h_{125} \rightarrow h_1 h_1)$ must not exceed $\sim 2.5\%$. In **BP2** this decay rate is always below 0.1%.

Besides the asymmetric decay $h_3 \rightarrow h_1 h_2$ the symmetric decays $h_3 \rightarrow h_1 h_1$ and $h_3 \rightarrow h_2 h_2$ are also present in this scenario. The decay $h_3 \rightarrow h_1 h_1$ has a rate $\gtrsim 25\%$ in the mass range $M_3 \lesssim 250$ GeV. The decay mode $h_3 \rightarrow h_2 h_2$ only becomes kinematically open for $M_3 \gtrsim 2M_2 = 250$ GeV, and reaches rates up to $\sim 28\%$. Although these rates are not negligible in **BP2**, we shall define dedicated benchmark scenarios **BP5** and **BP6** below where these decay modes clearly dominate.

5.3 BP3: $h_3 \rightarrow h_{125} h_2$

In benchmark scenario **BP3** we identify $h_{125} \equiv h_1$ and consider the production of h_3 followed by the asymmetric decay $h_3 \rightarrow h_{125} h_2$. Similar to the **BP2** scenario the mixing angles are chosen to maximize $\kappa_3^2 \simeq 5.7\%$ and $\text{BR}(h_3 \rightarrow h_1 h_2)$. The benchmark plane corresponding to the parameters given in Table 2 is shown in Fig. 9.

The $\text{BR}(h_3 \rightarrow h_{125} h_2)$ shown in Fig. 9 (left) is $\gtrsim 35\%$ throughout the benchmark plane except for the region very close to threshold. It reaches values around 50% in the parameter region $M_3 \lesssim 2M_2$. The signal cross section, $\sigma(pp \rightarrow h_3 \rightarrow h_1 h_2)$ shown in Fig. 9 (right), reaches up to 0.3 pb while $M_3 \lesssim 500$ GeV. At large values of $M_3 \gtrsim 500$ –600 GeV the parameter space is partly constrained by perturbative unitarity, and if simultaneously $M_1 \lesssim 150$ GeV the potential can become unbounded from below, as indicated by the shaded regions. Very close to its kinematic threshold, $M_3 \simeq M_1 + 125$ GeV, the decay $h_3 \rightarrow h_{125} h_1$ is strongly suppressed. In this case, constraints can be derived from current LHC searches for heavy resonances, in particular for the process $pp \rightarrow h_3 \rightarrow ZZ$ [121, 122]. The total width of h_3 is maximal for the largest allowed values of M_3 and reaches $\Gamma_3/M_3 \sim 4\%$ for $M_3 \gtrsim 600$ GeV.

If $M_2 < 250$ GeV BSM decay modes of h_2 are prohibited and its decay rates are identical to an h_{SM} of the same mass (see Fig. 1). In this region the $h_{125} h_2$ state dominantly decays into final states involving b -quarks and heavy gauge bosons as shown in Fig. 10. As soon as $M_2 > 250$ GeV the decay $h_2 \rightarrow h_{125} h_{125}$ becomes dominant, quickly reaching a rate of $\sim 70\%$. Above threshold this rate remains largely independent of M_2 . The decay BRs of the resulting $h_{125} h_{125} h_{125}$ state to the most important six particle SM final states, F_{SM}^6 , are given in Table 3. The first row lists the direct branching ratios of $h_{125} h_{125} h_{125}$ while the second row includes the factor $\text{BR}(h_2 \rightarrow h_{125} h_{125}) \approx 68\%$, which is an approximation obtained in the mass region $260 \text{ GeV} < M_2 < 500$ GeV. The resulting values can thus be compared directly to the BRs of the four particle F_{SM}^4 in Fig. 10. For instance, we find that rates for $b\bar{b}b\bar{b}b\bar{b}$, $b\bar{b}b\bar{b}W^+W^-$ and $b\bar{b}W^+W^-$ final states are of comparable size for $M_2 \gtrsim 270$ GeV.

The maximal production rates for the $h_3 \rightarrow h_1 h_2 \rightarrow F_{\text{SM}}^4$ and $h_3 \rightarrow h_1 h_2 \rightarrow h_1 h_1 h_1 \rightarrow F_{\text{SM}}^6$ signatures amount to around 0.3 pb and 0.14 pb, respectively, where the latter is found when both decays are just above threshold, $M_3 \simeq 380$ GeV and $M_2 \simeq 255$ GeV.

In **BP3**, the competing symmetric decay $h_3 \rightarrow h_2 h_2$ reaches rates of $\simeq 20\%$ if kinematically allowed. Otherwise the decay $h_3 \rightarrow h_{125} h_{125}$ reaches similar values (and becomes dominant in the threshold region, $M_3 \sim M_1 + M_2$).

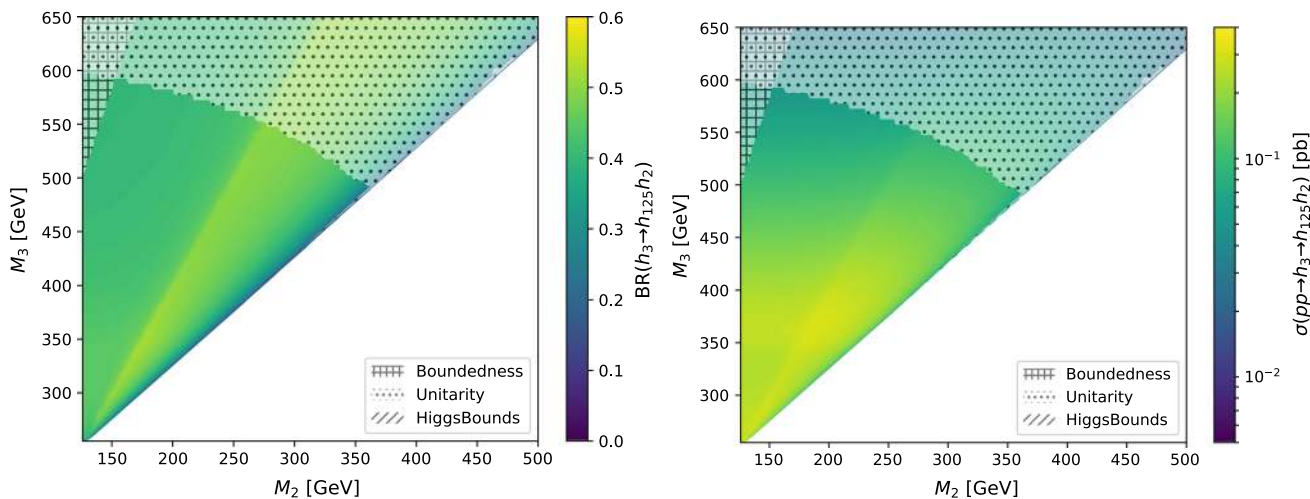


Fig. 9 Benchmark plane **BP3** for the decay signature $h_3 \rightarrow h_{125}h_2$ with $h_{125} \equiv h_1$, defined in the (M_2, M_3) plane. The color code shows $BR(h_3 \rightarrow h_{125}h_2)$ (left panel) and the signal rate for $pp \rightarrow h_3 \rightarrow$

$h_{125}h_2$ (right panel). The shaded regions are excluded by boundedness from below, perturbative unitarity, and searches for heavy scalar resonances in diboson final states [121, 122]

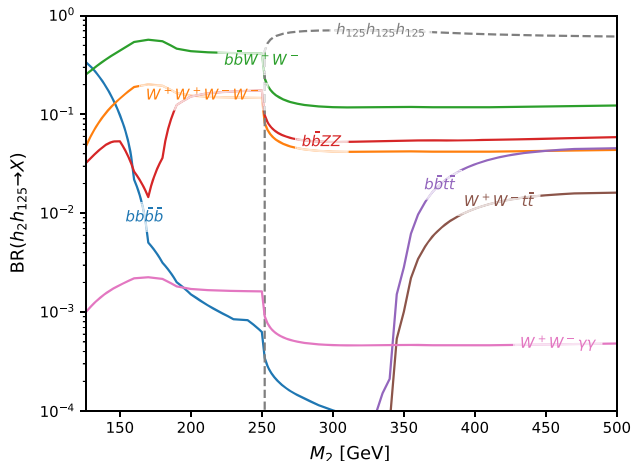


Fig. 10 Branching ratios of the $h_{125}h_2$ state as a function of M_2 for **BP3**. Included are a selection of decay modes into SM particles as well as the cascade decay to $h_{125}h_{125}h_{125}$

5.4 BP4: $h_2 \rightarrow h_1h_1$ with $h_{125} \equiv h_3$

We now turn to the symmetric Higgs-to-Higgs decay signatures. In benchmark scenario **BP4** we identify $h_{125} \equiv h_3$ and focus on the production of h_2 followed by its decay $h_2 \rightarrow h_1h_1$. In order to avoid constraints from the Higgs

rate measurements on the possible decays $h_{125} \rightarrow h_a h_b$ ($a, b \in \{1, 2\}$), the relevant couplings must be tuned to rather small values while keeping $|\kappa_2|$ relatively large to ensure sizeable direct production of h_2 . The parameter choices for **BP4** are listed in Table 2.

Figure 11 shows the collider phenomenology of BP4. The branching ratio $BR(h_2 \rightarrow h_1h_1)$ is larger than 50% throughout the allowed parameter plane, as shown in Fig. 11 (left). For $M_2 \gtrsim 40$ GeV it is by far the dominant decay mode of h_2 with a BR of more than 90%. As the produced scalar boson is light, the signal rates shown in Fig. 11 (right) are enhanced by the large ggF cross section for light scalars. Even though h_2 is only produced with a rate of about $\kappa_2^2 \sim 5\%$ of the SM Higgs cross section at the same mass, we still obtain signal rates of $\mathcal{O}(100 \text{ pb})$ in the low mass region $M_2 \lesssim 20$ GeV. However, this parameter region is partly constrained by LEP searches for $e^+e^- \rightarrow Zh_2 \rightarrow Z(bb)$ [120]. For $M_2 \geq 20$ GeV, where this limit is no longer sensitive, the signal rate can still reach 60 pb. Still, the signature remains experimentally challenging as the decay products for these low M_1 will be very soft.

The BRs for the decay modes of the h_1h_1 state into SM particles are shown in Fig. 12. For $M_1 \gtrsim 10$ GeV the decay

Table 3 Decay rates of the $h_{125}h_{125}h_{125}$ state in **BP3**, leading to a six-particle SM final state, F_{SM}^6 . The second row gives the corresponding rates originating from the h_2h_{125} state, assuming $BR(h_2 \rightarrow h_{125}h_{125}) \approx 68\%$

$BR(X \rightarrow F_{SM}^6)$	$6b$ (%)	$4b 2W$ (%)	$2b 4W$ (%)	$4b 2\tau$ (%)	$4b 2Z$ (%)	$4b 2\gamma$ (%)
$h_{125}h_{125}h_{125}$	20	22	7.8	6.6	2.8	0.24
h_2h_{125}	14	15	5.3	4.5	1.9	0.16

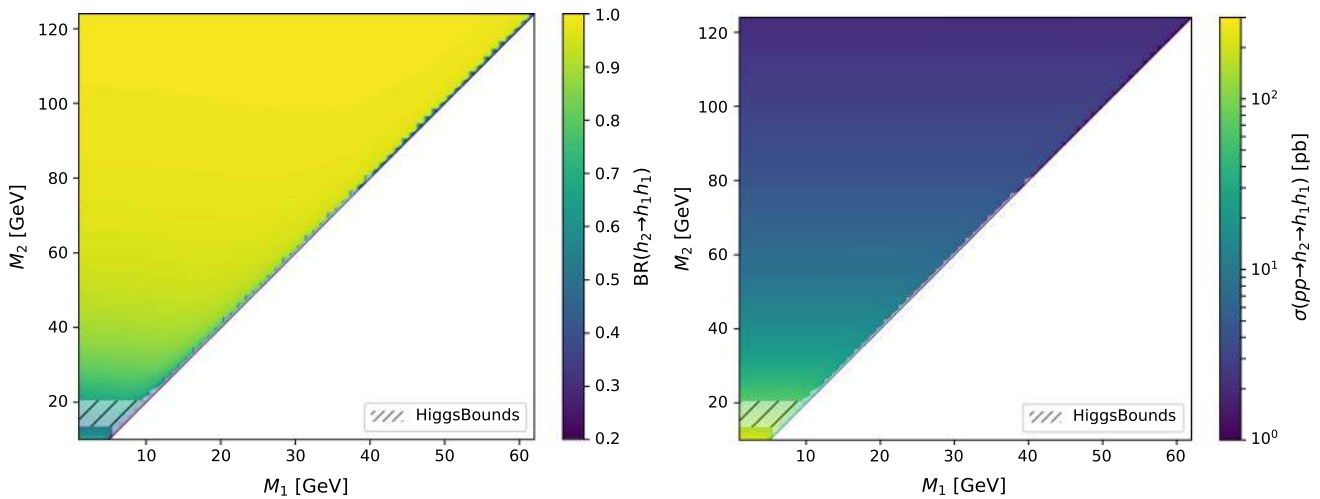


Fig. 11 Benchmark plane **BP4** for the decay signature $h_2 \rightarrow h_1h_1$ with $h_{125} \equiv h_3$, defined in the (M_1, M_2) plane. The color code shows $BR(h_2 \rightarrow h_1h_1)$ (left panel) and the signal rate for $pp \rightarrow h_2 \rightarrow h_1h_1$

(right panel). The shaded region is excluded by LEP searches for $e^+e^- \rightarrow Zh_2 \rightarrow Z(b\bar{b})$ [120]

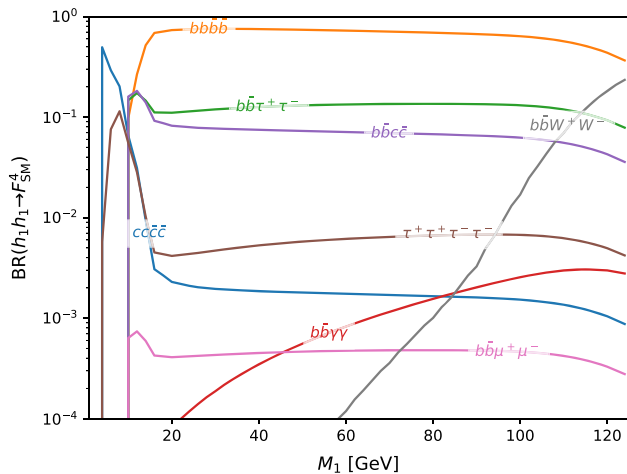


Fig. 12 Branching ratios of the h_1h_1 state of **BP4** and **BP5** into selected SM decay modes as a function of M_1

into $b\bar{b}b\bar{b}$ is dominant, followed by $b\bar{b}\tau^+\tau^-$. For even lighter M_1 the predominant decay is into charm quarks.

The $h_{125}h_1h_1$ coupling is very small in this scenario. Still – due to the large κ_{125} – the process $pp \rightarrow h_{125} \rightarrow h_1h_1$ can enhance the total h_1h_1 production cross section by up to $\sim 15\%$ for large $M_2 \sim 125$ GeV. On the other hand, interference effects between the resonant h_2 and h_{125} contributions – similar to those discussed in Ref. [119] – remain negligible.

5.5 BP5: $h_3 \rightarrow h_1h_1$ with $h_{125} \equiv h_2$

In the benchmark plane **BP5** we identify $h_{125} \equiv h_2$ and consider the production of the heavier scalar h_3 followed by its symmetric decay to the lightest scalar, $h_3 \rightarrow h_1h_1$. In our

parameter scan of the TRSM (see Sect. 3.3) we found that parameter points exhibiting a sizeable $pp \rightarrow h_3 \rightarrow h_1h_1$ rate also tend to be strongly constrained by the Higgs signal strength measurements if $2M_1 < 125$ GeV. In addition, if kinematically accessible, the decay modes $h_3 \rightarrow h_2h_2$ and/or $h_3 \rightarrow h_1h_2$ tend to dominate over the decay $h_3 \rightarrow h_1h_1$. In order to define a suitable benchmark scenario for the $pp \rightarrow h_3 \rightarrow h_1h_1$ process it is therefore necessary that all triple Higgs couplings except for $\tilde{\lambda}_{113}$ are small while not overly suppressing κ_3 . The chosen parameter values of **BP5** are given in Table 2.

The phenomenology of **BP5** is shown in Fig. 13. Throughout the parameter plane $BR(h_3 \rightarrow h_1h_1)$ – shown in Fig. 13 (left) – exceeds 85% and approaches 100% for low values of M_3 . The heavy scalar h_3 is produced at a rate of around $\kappa_3^2 \simeq 6\%$ of the corresponding prediction for a SM Higgs boson. Figure 13 (right) shows the resulting signal rates of $\mathcal{O}(0.1-1)$ pb with maximal values of around 3 pb for light $M_3 \lesssim 150$ GeV. The parameter region at $M_1 \gtrsim 120$ GeV and $M_3 \gtrsim 350$ GeV is constrained by LHC Higgs searches for resonant double Higgs production [63,66]. These are applied under the assumption that h_1 cannot be experimentally distinguished from $h_{125} \equiv h_2$ if they are close in mass and thus contributes to the predicted signal rate for this process.

The BRs of the h_1h_1 two-particle state can again be found in Fig. 12. They are identical to those discussed for **BP4** since the BRs of h_1 are always identical to those of a SM Higgs boson of the same mass (see Sect. 2.2). However, now the scenario extends to M_1 values up to 125 GeV and with increasing M_1 the final state $b\bar{b}W^+W^-$ becomes sizable. In contrast to **BP4**, the two h_1 may be boosted if $M_3 \gg 2M_1$,

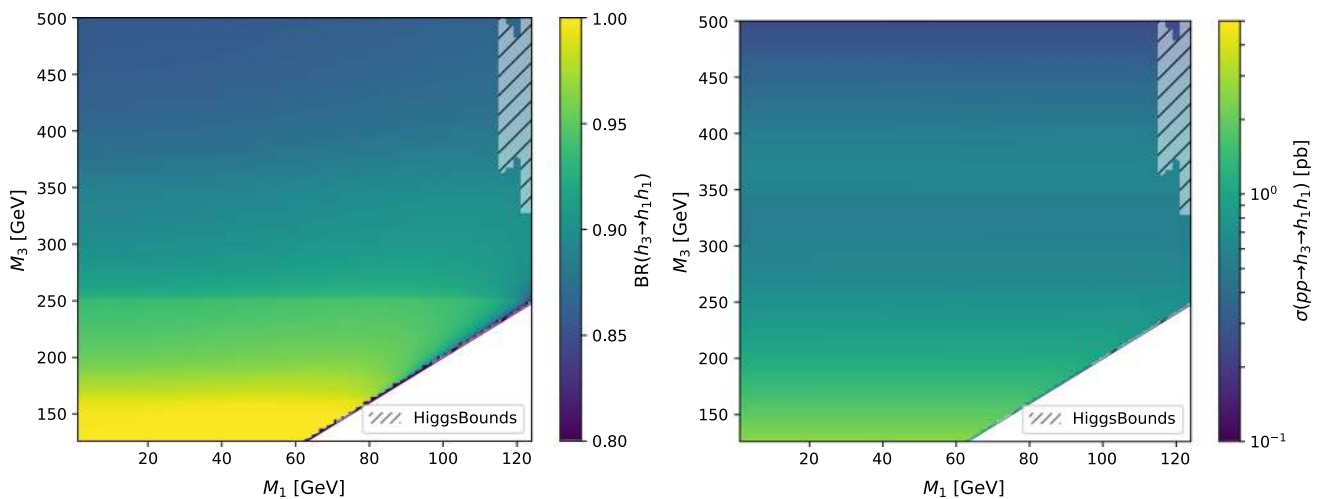


Fig. 13 Benchmark plane **BP5** for the decay signature $h_3 \rightarrow h_1h_1$ with $h_{125} \equiv h_2$, defined in the (M_1, M_3) plane. The color code shows $BR(h_3 \rightarrow h_1h_1)$ (left panel) and the signal rate for $pp \rightarrow h_3 \rightarrow h_1h_1$

(right panel). The shaded region is excluded by searches for resonant double Higgs production [63,66] via HiggsBounds

leading to collimated h_1 decay products. This may provide an additional experimental handle, enabling the reduction of combinatoric background, and leading to a potential increase of the trigger sensitivity as well as the applicability of jet substructure techniques. Indeed, a recent ATLAS search for highly collimated photon-jets [123] probes the signature $pp \rightarrow h_3 \rightarrow h_1h_1 \rightarrow \gamma\gamma\gamma\gamma$ in the mass range $M_3 \geq 200$ GeV, 0.1 GeV $\leq M_1 \leq 10$ GeV. However, the currently obtained limit is still several orders of magnitude larger than the predicted rate in **BP5**.

5.6 BP6: $h_3 \rightarrow h_2h_2$ with $h_{125} \equiv h_1$

In benchmark plane **BP6** we identify $h_{125} \equiv h_1$ and consider the production of the heaviest scalar h_3 followed by its symmetric decay $h_3 \rightarrow h_2h_2$. This constrains the mass range for h_3 to values $M_3 > 250$ GeV. This, in combination with the suppression of κ_3 due to the sum rule, Eq. (18), leads to relatively low production cross sections. The input parameters for **BP6** are listed in Table 2.

Figure 14 shows the resulting (M_2, M_3) parameter plane. The decay channel $h_3 \rightarrow h_2h_2$ – shown in Fig. 14 (left) – is the dominant decay mode of h_3 over the entire accessible parameter range with a BR $\gtrsim 75\%$ except close to the kinematic threshold. The heavy scalar h_3 is produced with about $\kappa_3^2 = 6\%$ of the corresponding SM predicted rate. The resulting signal cross section in Fig. 14 (right) reaches ~ 0.5 pb in the low mass range, $M_3 \lesssim 400$ GeV, where h_2 decays directly to SM particles. The signal rates in the mass range $M_3 \gtrsim 600$ GeV, which is interesting for cascade decays, can reach up to 100 fb for $pp \rightarrow h_3 \rightarrow h_2h_2$ at the 13 TeV LHC. In **BP6** the total width of h_3 can reach up to $\Gamma_3/M_3 \sim 14\%$ without violating the unitarity constraint. Therefore, it may

be important to include finite width effects in experimental analyses of this scenario.

The shaded region at large masses, $M_3 \gtrsim 800$ GeV, indicates that the parameter region is in conflict with perturbative unitarity. Additionally, experimental searches [66] are beginning to probe the region $M_2 \sim 125$ GeV. Similar to the discussion of **BP5**, this is a limit on $h_3 \rightarrow h_{125}h_{125}$ which is sensitive under the assumption that h_2 and $h_1 \equiv h_{125}$ cannot be experimentally distinguished if they are close in mass. Moreover, a first ATLAS search for the signature $pp \rightarrow h_3 \rightarrow h_2h_2 \rightarrow W^+W^-W^+W^-$ [61] constrains a small region around $M_2 \simeq 160$ GeV, $M_3 \simeq 330$ GeV, as shown in Fig. 14. We expect this search analysis to sensitively probe this benchmark scenario in the future, in particular, if the currently considered mass range is extended. The ATLAS search only considers h_3 masses up to the $t\bar{t}$ threshold, $M_3 \leq 340$ GeV. However, as we discuss here, the $W^+W^-W^+W^-$ final state remains the dominant four-particle SM final state even beyond the $t\bar{t}$ threshold.

Figure 15 shows the BRs of the decays of the h_2h_2 state resulting from the h_3 decay in **BP6**. At low $M_2 < 250$ GeV only $h_2 \rightarrow F_{SM}$ decays are kinematically allowed. As shown in Fig. 15 (left), the dominant final state is $W^+W^-W^+W^-$, followed by $b\bar{b}W^+W^-$ at low masses $M_2 \lesssim 160$ GeV and W^+W^-ZZ at larger mass values.

For $M_2 \gtrsim 250$ GeV the branching ratio for $h_2 \rightarrow h_{125}h_{125}$ is about 40% and all three classes of decay chains from Fig. 5 can occur in **BP6**: direct decays of $h_2h_2 \rightarrow F_{SM}$; single cascade decays $h_2h_2 \rightarrow h_{125}h_{125}h_2 \rightarrow F_{SM}$; and double cascade decays $h_2h_2 \rightarrow h_{125}h_{125}h_{125}h_{125} \rightarrow F_{SM}$, where the latter leads to a spectacular final state composed of four h_{125} . The BRs for direct decays of h_2h_2 to four-particle F_{SM} are given in Fig. 15 (left). The dominant final

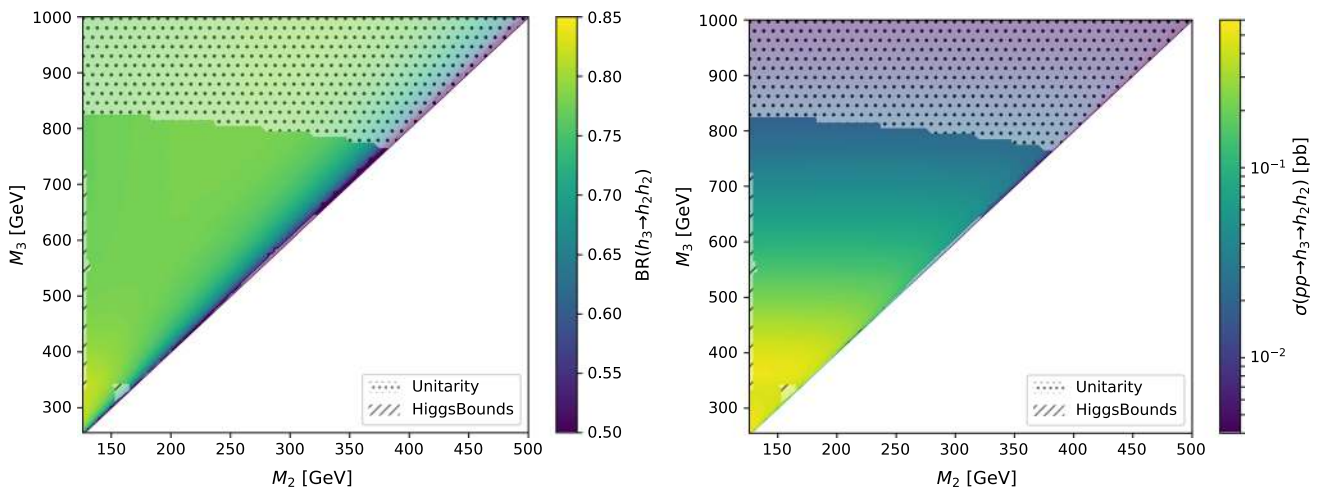


Fig. 14 Benchmark plane **BP6** for the decay signature $h_3 \rightarrow h_2h_2$ with $h_{125} \equiv h_1$, defined in the (M_2, M_3) plane. The color code shows $BR(h_3 \rightarrow h_2h_2)$ (left panel) and the signal rate for $pp \rightarrow h_3 \rightarrow h_2h_2$ (right panel). The shaded region at large M_3 is excluded by perturbative

unitarity. The shaded region at $M_2 \sim 125$ GeV is excluded by searches for resonant double Higgs production [66], and the shaded parameter region around $M_2 \simeq 160$ GeV, $M_3 \simeq 330$ GeV by an ATLAS search for $h_3 \rightarrow h_2h_2 \rightarrow W^+W^-W^+W^-$ [61] via HiggsBounds

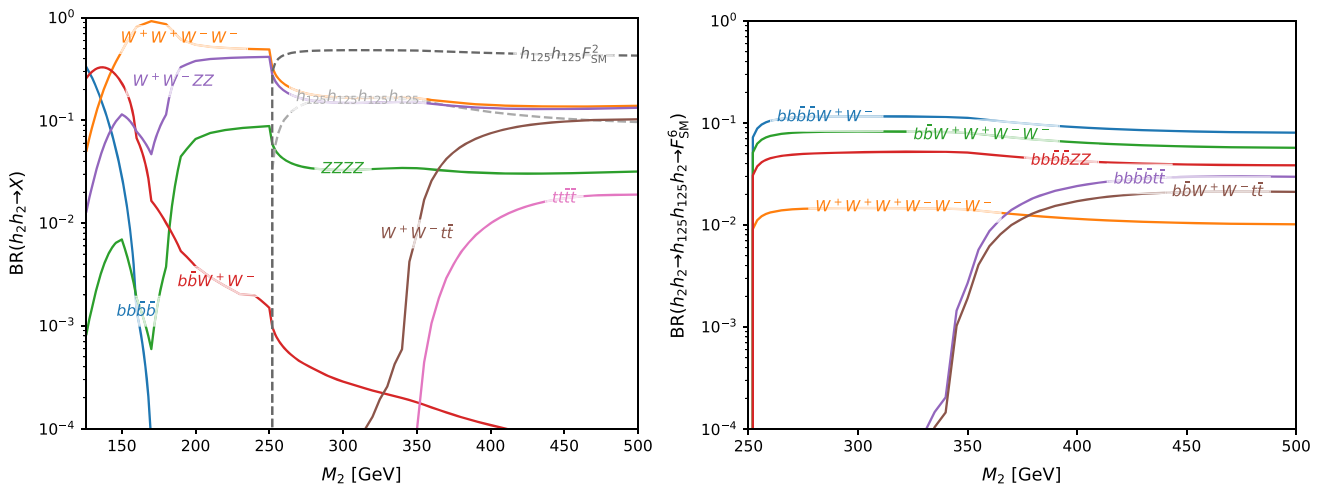


Fig. 15 Branching ratios of the h_2h_2 state of **BP6**. The left panel contains a selection of final states from direct decays of $h_2 \rightarrow F_{SM}$ and (inclusive) decays involving $h_2 \rightarrow h_{125}h_{125}$ (both single and double

cascade). The right panel shows the most important six particle SM final states, F_{SM}^6 , that originate from a single cascade $h_2h_2 \rightarrow h_{125}h_{125}F_{SM}$

states of this class are $W^+W^-W^+W^-$ and W^+W^-ZZ , with $W^+W^-t\bar{t}$ becoming comparable at high M_2 . Figure 15 (left) also shows the “inclusive” branching ratio for the single cascade $h_{125}h_{125}F_{SM}$ (summed over all possible $h_2 \rightarrow F_{SM}$) and the double cascade decay rate to the $h_{125}h_{125}h_{125}h_{125}$ final state.

The branching ratios of h_2h_2 into various six-particle SM final states via the single cascade decay are shown in Fig. 15 (right) as a function of M_2 . The most important decay modes involve b quarks and W bosons and – due to combinatorial enhancement – have decay rates comparable to the four-particle final states. The decay $h_2h_2 \rightarrow h_{125}h_{125}h_2 \rightarrow b\bar{b}b\bar{b}W^+W^-$ is the third most likely decay mode of h_2h_2 for $250 \text{ GeV} < M_2 < 350 \text{ GeV}$.

The branching ratios of the $h_{125}h_{125}h_{125}h_{125} \rightarrow F_{SM}^8$ decays via a double cascade are independent of the model parameters. They are given in Table 4. Since the BR for the double cascade shown in Fig. 15 (left) is almost independent of M_2 we include in the second row of Table 4 an approximate branching ratio for the decay of h_2h_2 into an eight-particle SM final state through the double cascade. For this we use the averaged $BR(h_2h_2 \rightarrow h_{125}h_{125}h_{125}h_{125}) = 14.5\%$, evaluated in the mass range $260 \text{ GeV} < M_2 < 500 \text{ GeV}$. The most important eight-particle final states are all combinations of decays into b quarks and W bosons – the most likely decay products of h_{125} . Due to combinatorial factors their overall branching fractions are, again, in some cases comparable to the four- and six-particle final states. For example,

Table 4 Decay rates of the $h_{125}h_{125}h_{125}h_{125}$ state in **BP6**, leading to a eight-particle SM final state, F_{SM}^8 . The second row gives the corresponding rates originating from the h_2h_2 state, assuming $BR(h_2h_2 \rightarrow h_{125}h_{125}h_{125}h_{125}) = 14.5\%$

$BR(X \rightarrow F_{SM}^8)$	$6b2W$ (%)	$8b$ (%)	$4b4W$ (%)	$4b2W2\tau$ (%)	$6b2\tau$ (%)	$4b2W2Z$ (%)	$6b2Z$ (%)	$6b2\gamma$ (%)
$h_{125}h_{125}h_{125}h_{125}$	17	12	9.2	5.5	5.2	2.3	2.2	0.19
h_2h_2	2.5	1.8	1.3	0.8	0.75	0.34	0.31	0.027

the $b\bar{b}b\bar{b}b\bar{b}W^+W^-$ is similar to the $ZZZZ$ final state rate for masses $M_3 \sim 300\text{--}350$ GeV. Near the kinematic threshold, $M_3 \gtrsim 500$ GeV and $M_2 \gtrsim 250$ GeV, the signal cross section for $pp \rightarrow h_3 \rightarrow h_2h_2 \rightarrow h_{125}h_{125}h_{125}h_{125}$ amounts to around 14 fb.

6 Conclusion

We presented the collider phenomenology of a simple extension of the SM Higgs sector, where two real scalar singlet fields are added to the particle content. In this two-real-singlet model we imposed a discrete \mathbb{Z}_2 symmetry for each scalar singlet field that is spontaneously broken by the singlet field’s vacuum expectation value. Consequently, all scalar fields mix, leading to three neutral CP-even Higgs states h_a ($a = 1, 2, 3$). Any of these states can be identified with the Higgs boson with mass $\simeq 125$ GeV observed at the LHC.

The model leads to an interesting collider phenomenology for searches for the additional Higgs states. Following the single production of one of the Higgs states, h_a , this state can either decay directly to SM particles, or it can decay into two lighter Higgs states, $h_a \rightarrow h_b h_c$, where the lighter states can either be identical (“symmetric” Higgs-to-Higgs decays with $b = c = 1, 2$), or different (“asymmetric” Higgs-to-Higgs decays with $b = 1, c = 2$). In the latter case, successive decays of the second lightest Higgs state to the lightest Higgs state, $h_2 \rightarrow h_1 h_1$ may be possible if kinematically allowed. This leads to interesting Higgs-to-Higgs cascade decay signatures, in particular, $h_3 \rightarrow h_{1,2} h_2 \rightarrow F_{SM} h_1 h_1$ (“single cascade”) and $h_3 \rightarrow h_2 h_2 \rightarrow h_1 h_1 h_1 h_1$ (“double cascade”), as shown in Fig. 5. We find that rates for all these possible Higgs-to-Higgs decays can in general be sizable, easily dominating the direct decay modes to SM particles.

Many of these Higgs-to-Higgs decay signatures have not been investigated experimentally to date. We therefore presented six two-dimensional benchmark scenarios to facilitate the design of dedicated experimental searches. Each scenario is defined such that one of the novel signatures has a nearly-maximal signal rate, while still obeying all theoretical and experimental constraints on the model. Moreover, as the model can be parametrized conveniently in terms of the relevant physical parameters, i.e. the three Higgs masses, three mixing angles (governing the Higgs coupling strengths to SM particles) and the three vevs, the benchmark scenarios

can cover the entire kinematical phase space for the decay signatures, thus rendering them as ideal references for experimental searches.

For each benchmark scenario, we discussed in detail the rates of the relevant decays, as well as the expected signal rates in the TRSM at the 13 TeV LHC. We furthermore provided an overview of the most relevant SM particle final states, as a function of the relevant mass parameters. This should provide a first step for experimental analyses to estimate the discovery potential of corresponding searches. We expect that some of the presented signatures can already be probed sensitively at the LHC with the data of $\sim 150 \text{ fb}^{-1}$ per experiment collected during Run-II.

It should be kept in mind that the Higgs-to-Higgs decay signatures (and potentially also the cascade decays) discussed here can generically appear also in other BSM models that feature three (or more) Higgs states. In that case, however, the Higgs coupling properties do not necessarily agree with those of the TRSM. This may result in different production rates of the resonantly-produced Higgs state, as well as different decay rates, in particular concerning the Higgs decays to SM particles. It is therefore important that future experimental searches present their results as limits – or ideally measurements – of the model-independent signal rate, as a function of the relevant kinematical quantities (Higgs masses and, possibly, total widths). Furthermore, Higgs-to-Higgs decays to possible SM particle final states that are not dominant in the TRSM may still be worthwhile to probe experimentally, as the anticipated rates may be different in other models. In the case of a future discovery of an additional scalar state, signal rate measurements in various complementary production and decay modes will be crucial to probe its coupling structure and, in turn, to discriminate between the possible BSM interpretations.

The exploration of the scalar sector – leading to a better understanding of the mechanism of electroweak symmetry breaking – is one of the most important scientific goals of the LHC program. This endeavor requires an open-minded and unbiased view on the potential collider signatures of new scalars. Our discussion of the TRSM and the presented benchmark scenarios demonstrate that there is a plethora of currently unexplored collider signatures involving Higgs-to-Higgs decays, and we hope that this work will initiate and facilitate the design of corresponding LHC searches in the near future.

Acknowledgements We thank the LHC Higgs Cross Section Working Group WG3 conveners for encouraging this study, as well as Massimiliano Grazzini and Georg Weiglein for useful comments. We also thank Claudia Seitz for helpful discussions regarding experimental questions and Liang Li for helpful explanations regarding the experimental search presented in Ref. [61]. The work of TS and JW is funded by the Deutsche Forschungsgemeinschaft (DFG, German Research Foundation) under Germany’s Excellence Strategy – EXC 2121 “Quantum Universe” – 390833306. TR was supported by the European Union through the Programme Horizon 2020 via the COST action CA15108-Connecting insights in fundamental physics (FUNDAMENTALCONNECTIONS), and additionally wants to thank the DESY Theory group for repeated hospitality while this work was completed.

Data Availability Statement This manuscript has no associated data or the data will not be deposited. [Authors’ comment: Data files for the benchmark scenarios can be provided by the authors upon request.]

Open Access This article is licensed under a Creative Commons Attribution 4.0 International License, which permits use, sharing, adaptation, distribution and reproduction in any medium or format, as long as you give appropriate credit to the original author(s) and the source, provide a link to the Creative Commons licence, and indicate if changes were made. The images or other third party material in this article are included in the article’s Creative Commons licence, unless indicated otherwise in a credit line to the material. If material is not included in the article’s Creative Commons licence and your intended use is not permitted by statutory regulation or exceeds the permitted use, you will need to obtain permission directly from the copyright holder. To view a copy of this licence, visit <http://creativecommons.org/licenses/by/4.0/>. Funded by SCOAP³.

Appendix A: Comparison of the TRSM with the complex scalar singlet extension

The most general renormalizable and gauge invariant scalar potential of two real singlet fields S and X and the SM Higgs doublet Φ is

$$\begin{aligned}
 V = & \mu_\Phi^2 \Phi^\dagger \Phi + \lambda_\Phi (\Phi^\dagger \Phi)^2 \\
 & + \mu_S^2 S^2 + \lambda_S S^4 + \mu_X^2 X^2 + \lambda_X X^4 \\
 & + \lambda_{\Phi S} \Phi^\dagger \Phi S^2 + \lambda_{\Phi X} \Phi^\dagger \Phi X^2 + \lambda_{SX} S^2 X^2 \\
 & + a_S S + a_X X + m_{SX} SX \\
 & + T_{SSS} S^3 + T_{XXX} X^3 + T_{SSX} S^2 X + T_{SXX} SX^2 \\
 & + T_{\Phi\Phi S} \Phi^\dagger \Phi S + T_{\Phi\Phi X} \Phi^\dagger \Phi X \\
 & + \lambda_{SSSX} S^3 X + \lambda_{SXXX} SX^3 + \lambda_{\Phi\Phi SX} \Phi^\dagger \Phi SX.
 \end{aligned}$$

The first three lines correspond to the TRSM scalar potential, Eq. (5), while the remaining lines break the \mathbb{Z}_2 symmetries of Eq. (4). These 21 real parameters relate to the 21 real parameters of the most general complex singlet extension, Eq. (1) of Ref. [33] (using the same notation), via

$$\mu_\Phi^2 = \frac{m^2}{2}, \quad \lambda_\Phi = \frac{\lambda}{4},$$

$$\begin{aligned}
 \mu_S^2 &= \frac{1}{2} (b_2 + b_1 \cos \phi_{b_1}), \\
 \lambda_S &= \frac{1}{4} (d_1 \cos \phi_{d_1} + d_3 \cos \phi_{d_3} + d_2), \\
 \mu_X^2 &= \frac{1}{2} (b_2 - b_1 \cos \phi_{b_1}), \\
 \lambda_X &= \frac{1}{4} (d_1 \cos \phi_{d_1} - d_3 \cos \phi_{d_3} + d_2), \\
 \lambda_{\Phi S} &= \frac{1}{2} (\delta_2 + \delta_3 \cos \phi_{\delta_3}), \\
 \lambda_{\Phi X} &= \frac{1}{2} (\delta_2 - \delta_3 \cos \phi_{\delta_3}), \\
 \lambda_{SX} &= -\frac{3}{2} d_1 \cos \phi_{d_1} + \frac{d_2}{2}, \\
 a_S &= 2a_1 \cos \phi_{a_1}, \quad a_X = -2a_1 \sin \phi_{a_1}, \\
 m_{SX} &= -b_1 \sin \phi_{b_1}, \\
 T_{SSS} &= \frac{1}{3} (c_1 \cos \phi_{c_1} + c_2 \cos \phi_{c_2}), \\
 T_{XXX} &= \frac{1}{3} (c_1 \sin \phi_{c_1} - c_2 \sin \phi_{c_2}), \\
 T_{SSX} &= -c_1 \sin \phi_{c_1} - \frac{c_2}{3} \sin \phi_{c_2}, \\
 T_{SXX} &= -c_1 \cos \phi_{c_1} + \frac{c_2}{3} \cos \phi_{c_2}, \\
 T_{\Phi\Phi S} &= \frac{\delta_1}{2} \cos \phi_{\delta_1}, \quad T_{\Phi\Phi X} = -\frac{\delta_1}{2} \sin \phi_{\delta_1}, \\
 \lambda_{SSSX} &= -d_1 \sin \phi_{d_1} - \frac{d_3}{2} \sin \phi_{d_3}, \\
 \lambda_{SXXX} &= d_1 \sin \phi_{d_1} - \frac{d_3}{2} \sin \phi_{d_3}, \\
 \lambda_{\Phi\Phi SX} &= -\delta_3 \sin \phi_{\delta_3}.
 \end{aligned}$$

Using these relations we could alternatively parametrize the TRSM as a complex singlet extension where

$$\begin{aligned}
 a_1 = c_1 = c_2 = \delta_1 &= 0, \\
 \sin \phi_{b_1} = \sin \phi_{d_1} = \sin \phi_{d_3} = \sin \phi_{\delta_3} &= 0.
 \end{aligned}$$

The $U(1)$ symmetry imposed on the complex scalar in Ref. [35] requires $\delta_1 = \delta_3 = c_1 = c_2 = d_1 = b_3 = a_1 = b_1 = 0$. This forms a special case of the TRSM where

$$\mu_X^2 = \mu_S^2, \quad \lambda_{\Phi S} = \lambda_{\Phi X}, \quad \lambda_S = \lambda_X = \frac{1}{2} \lambda_{SX}.$$

In this model soft $U(1)$ breaking terms – such as $a_1, b_1 \neq 0$ – are required to avoid a massless Goldstone boson. With these terms included, the resulting model is no longer a special case of the TRSM.

References

1. F. Englert, R. Brout, Phys. Rev. Lett. **13**, 321 (1964)
2. P.W. Higgs, Phys. Lett. **12**, 132 (1964)

3. P.W. Higgs, Phys. Rev. Lett. **13**, 508 (1964)
4. G.S. Guralnik, C.R. Hagen, T.W.B. Kibble, Phys. Rev. Lett. **13**, 585 (1964)
5. P.W. Higgs, Phys. Rev. **145**, 1156 (1966)
6. T.W.B. Kibble, Phys. Rev. **155**, 1554 (1967)
7. G. Aad et al. (ATLAS), Phys. Lett. B **716**, 1 (2012). [arXiv:1207.7214](#) [hep-ex]
8. S. Chatrchyan et al. (CMS), Phys. Lett. B **716**, 30 (2012). [arXiv:1207.7235](#) [hep-ex]
9. G. Aad et al. (ATLAS, CMS), JHEP **08**, 045 (2016). [arXiv:1606.02266](#) [hep-ex]
10. A.M. Sirunyan et al. (CMS), Phys. Lett. B **780**, 501 (2018). [arXiv:1709.07497](#) [hep-ex]
11. A.M. Sirunyan et al. (CMS), Phys. Rev. Lett. **120**, 071802 (2018). [arXiv:1709.05543](#) [hep-ex]
12. CMS collaboration, CMS-PAS-HIG-18-029 (2019)
13. CMS collaboration, CMS-PAS-HIG-18-030 (2019)
14. A.M. Sirunyan et al. (CMS), Phys. Rev. Lett. **122**, 021801 (2019). [arXiv:1807.06325](#) [hep-ex]
15. A.M. Sirunyan et al. (CMS), JHEP **08**, 066 (2018). [arXiv:1803.05485](#) [hep-ex]
16. A.M. Sirunyan et al. (CMS), Phys. Lett. B **791**, 96 (2019). [arXiv:1806.05246](#) [hep-ex]
17. CMS Collaboration, CMS-PAS-HIG-18-019 (2018)
18. G. Aad et al. (ATLAS), Phys. Rev. D **101**, 012002 (2020). [arXiv:1909.02845](#) [hep-ex]
19. CMS collaboration, CMS-PAS-HIG-19-001 (2019)
20. CMS collaboration, CMS-PAS-HIG-18-032 (2019)
21. G.C. Branco, L. Lavoura, J.P. Silva, Int. Ser. Monogr. Phys. **103**, 1 (1999)
22. I.P. Ivanov, Prog. Part. Nucl. Phys. **95**, 160 (2017). [arXiv:1702.03776](#) [hep-ph]
23. A. Datta, A. Raychaudhuri, Phys. Rev. D **57**, 2940 (1998). [arXiv:hep-ph/9708444](#) [hep-ph]
24. R.M. Schabinger, J.D. Wells, Phys. Rev. D **72**, 093007 (2005). [arXiv:hep-ph/0509209](#) [hep-ph]
25. B. Patt, F. Wilczek, (2006). [arXiv:hep-ph/0605188](#) [hep-ph]
26. D. O'Connell, M.J. Ramsey-Musolf, M.B. Wise, Phys. Rev. D **75**, 037701 (2007). [arXiv:hep-ph/0611014](#) [hep-ph]
27. V. Barger, P. Langacker, M. McCaskey, M.J. Ramsey-Musolf, G. Shaughnessy, Phys. Rev. D **77**, 035005 (2008). [arXiv:0706.4311](#) [hep-ph]
28. C.-Y. Chen, S. Dawson, I.M. Lewis, Phys. Rev. D **91**, 035015 (2015). [arXiv:1410.5488](#) [hep-ph]
29. T. Robens, T. Stefaniak, Eur. Phys. J. C **75**, 104 (2015). [arXiv:1501.02234](#) [hep-ph]
30. T. Robens, T. Stefaniak, Eur. Phys. J. C **76**, 268 (2016). [arXiv:1601.07880](#) [hep-ph]
31. I.M. Lewis, M. Sullivan, Phys. Rev. D **96**, 035037 (2017). [arXiv:1701.08774](#) [hep-ph]
32. A. Ilnicka, T. Robens, T. Stefaniak, Mod. Phys. Lett. A **33**, 1830007 (2018). [arXiv:1803.03594](#) [hep-ph]
33. V. Barger, P. Langacker, M. McCaskey, M. Ramsey-Musolf, G. Shaughnessy, Phys. Rev. D **79**, 015018 (2009). [arXiv:0811.0393](#) [hep-ph]
34. L. Alexander-Nunneley, A. Pilaftsis, JHEP **09**, 021 (2010). [arXiv:1006.5916](#) [hep-ph]
35. R. Coimbra, M.O.P. Sampaio, R. Santos, Eur. Phys. J. C **73**, 2428 (2013). [arXiv:1301.2599](#) [hep-ph]
36. A. Ahriche, A. Arhrib, S. Nasri, JHEP **02**, 042 (2014). [arXiv:1309.5615](#) [hep-ph]
37. R. Costa, A.P. Morais, M.O.P. Sampaio, R. Santos, Phys. Rev. D **92**, 025024 (2015). [arXiv:1411.4048](#) [hep-ph]
38. R. Costa, M. Mühlleitner, M.O.P. Sampaio, R. Santos, JHEP **06**, 034 (2016). [arXiv:1512.05355](#) [hep-ph]
39. P.M. Ferreira, Phys. Rev. D **94**, 096011 (2016). [arXiv:1607.06101](#) [hep-ph]
40. J. Chang, K. Cheung, S.-C. Hsu, C.-T. Lu, Phys. Rev. D **95**, 035012 (2017). [arXiv:1607.07550](#) [hep-ph]
41. M. Mühlleitner, M.O.P. Sampaio, R. Santos, J. Wittbrodt, JHEP **08**, 132 (2017). [arXiv:1703.07750](#) [hep-ph]
42. S. Dawson, M. Sullivan, Phys. Rev. D **97**, 015022 (2018). [arXiv:1711.06683](#) [hep-ph]
43. R.N. Lerner, J. McDonald, Phys. Rev. D **80**, 123507 (2009). [arXiv:0909.0520](#) [hep-ph]
44. V. Barger, M. McCaskey, G. Shaughnessy, Phys. Rev. D **82**, 035019 (2010). [arXiv:1005.3328](#) [hep-ph]
45. M. Gonderinger, H. Lim, M.J. Ramsey-Musolf, Phys. Rev. D **86**, 043511 (2012). [arXiv:1202.1316](#) [hep-ph]
46. G. Belanger, K. Kannike, A. Pukhov, M. Raidal, JCAP **1301**, 022 (2013). [arXiv:1211.1014](#) [hep-ph]
47. K. Ghorbani, H. Ghorbani, Phys. Rev. D **93**, 055012 (2016). [arXiv:1501.00206](#) [hep-ph]
48. M. Jiang, L. Bian, W. Huang, J. Shu, Phys. Rev. D **93**, 065032 (2016). [arXiv:1502.07574](#) [hep-ph]
49. P. Athron et al. (GAMBIT), Eur. Phys. J. C **77**, 568 (2017). [arXiv:1705.07931](#) [hep-ph]
50. C.-W. Chiang, M.J. Ramsey-Musolf, E. Senaha, Phys. Rev. D **97**, 015005 (2018). [arXiv:1707.09960](#) [hep-ph]
51. P. Athron, J.M. Cornell, F. Kahlhoefer, J. McKay, P. Scott, S. Wild, Eur. Phys. J. C **78**, 830 (2018). [arXiv:1806.11281](#) [hep-ph]
52. B. Grzadkowski, D. Huang, JHEP **08**, 135 (2018). [arXiv:1807.06987](#) [hep-ph]
53. D. Curtin, P. Meade, C.-T. Yu, JHEP **11**, 127 (2014). [arXiv:1409.0005](#) [hep-ph]
54. A.V. Kotwal, M.J. Ramsey-Musolf, J.M. No, P. Winslow, Phys. Rev. D **94**, 035022 (2016). [arXiv:1605.06123](#) [hep-ph]
55. A. Beniwal, M. Lewicki, J.D. Wells, M. White, A.G. Williams, JHEP **08**, 108 (2017). [arXiv:1702.06124](#) [hep-ph]
56. W. Cheng, L. Bian, Phys. Rev. D **98**, 023524 (2018). [arXiv:1801.00662](#) [hep-ph]
57. K. Ghorbani, P.H. Ghorbani, JHEP **12**, 077 (2019). [arXiv:1906.01823](#) [hep-ph]
58. M. Aaboud et al. (ATLAS), Phys. Rev. D **94**, 052002 (2016). [arXiv:1606.04782](#) [hep-ex]
59. A.M. Sirunyan et al. (CMS), JHEP **01**, 054 (2018). [arXiv:1708.04188](#) [hep-ex]
60. A.M. Sirunyan et al. (CMS), Phys. Lett. B **778**, 101 (2018). [arXiv:1707.02909](#) [hep-ex]
61. M. Aaboud et al. (ATLAS), JHEP **05**, 124 (2019). [arXiv:1811.11028](#) [hep-ex]
62. M. Aaboud et al. (ATLAS), JHEP **04**, 092 (2019). [arXiv:1811.04671](#) [hep-ex]
63. M. Aaboud et al. (ATLAS), Phys. Rev. Lett. **121**, 191801 (2018), [Erratum: Phys. Rev. Lett. **122**, no.8, 089901 (2019)]. [arXiv:1808.00336](#) [hep-ex]
64. M. Aaboud et al. (ATLAS), Eur. Phys. J. C **78**, 1007 (2018). [arXiv:1807.08567](#) [hep-ex]
65. M. Aaboud et al. (ATLAS), JHEP **11**, 040 (2018). [arXiv:1807.04873](#) [hep-ex]
66. A.M. Sirunyan et al. (CMS), Phys. Rev. Lett. **122**, 121803 (2019). [arXiv:1811.09689](#) [hep-ex]
67. A.M. Sirunyan et al. (CMS), JHEP **08**, 152 (2018). [arXiv:1806.03548](#) [hep-ex]
68. A.M. Sirunyan et al. (CMS), Phys. Lett. B **788**, 7 (2019). [arXiv:1806.00408](#) [hep-ex]
69. G. Aad et al. (ATLAS), Phys. Lett. **B800**, 135103 (2020). [arXiv:1906.02025](#) [hep-ex]
70. A.M. Sirunyan et al. (CMS), JHEP **11**, 018 (2018). [arXiv:1805.04865](#) [hep-ex]

71. A.M. Sirunyan et al. (CMS), Phys. Lett. B **785**, 462 (2018). [arXiv:1805.10191](#) [hep-ex]
72. M. Aaboud et al. (ATLAS), JHEP **10**, 031 (2018). [arXiv:1806.07355](#) [hep-ex]
73. M. Aaboud et al. (ATLAS), Phys. Lett. B **782**, 750 (2018). [arXiv:1803.11145](#) [hep-ex]
74. A.M. Sirunyan et al. (CMS), Phys. Lett. B **795**, 398 (2019). [arXiv:1812.06359](#) [hep-ex]
75. M. Aaboud et al. (ATLAS), Phys. Lett. B **790**, 1 (2019). [arXiv:1807.00539](#) [hep-ex]
76. A.M. Sirunyan et al. (CMS), Phys. Lett. B **800**, 135087 (2020). [arXiv:1907.07235](#) [hep-ex]
77. D. de Florian et al. (LHC Higgs Cross Section Working Group), (2016). <https://doi.org/10.23731/CYRM-2017-002>. [arXiv:1610.07922](#) [hep-ph]
78. A. Djouadi, J. Kalinowski, M. Spira, Comput. Phys. Commun. **108**, 56 (1998). [arXiv:hep-ph/9704448](#) [hep-ph]
79. J.M. Butterworth et al., in *Physics at TeV colliders. Proceedings, 6th Workshop, dedicated to Thomas Binoth, Les Houches, France, June 8–26, 2009* (2010). [arXiv:1003.1643](#) [hep-ph]
80. A. Djouadi, J. Kalinowski, M. Muehlleitner, M. Spira, Comput. Phys. Commun. **238**, 214 (2019). [arXiv:1801.09506](#) [hep-ph]
81. A. Bredenstein, A. Denner, S. Dittmaier, M.M. Weber, Phys. Rev. D **74**, 013004 (2006). [arXiv:hep-ph/0604011](#) [hep-ph]
82. A. Bredenstein, A. Denner, S. Dittmaier, M.M. Weber, *Proceedings, 8th DESY Workshop on Elementary Particle Theory: Loops and Legs in Quantum Field Theory: Eisenach, Germany, 23–28 April 2006*, Nucl. Phys. Proc. Suppl. **160**, 131 (2006), [131(2006)]. [arXiv:hep-ph/0607060](#) [hep-ph]
83. A. Bredenstein, A. Denner, S. Dittmaier, M.M. Weber, JHEP **02**, 080 (2007). [arXiv:hep-ph/0611234](#) [hep-ph]
84. K. Kannike, Eur. Phys. J. C **72**, 2093 (2012). [arXiv:1205.3781](#) [hep-ph]
85. K. Kannike, Eur. Phys. J. C **76**, 324 (2016), [Erratum: Eur. Phys. J. C **78**, no.5, 355 (2018)]. [arXiv:1603.02680](#) [hep-ph]
86. G. Altarelli, R. Barbieri, Phys. Lett. B **253**, 161 (1991)
87. M.E. Peskin, T. Takeuchi, Phys. Rev. Lett. **65**, 964 (1990)
88. M.E. Peskin, T. Takeuchi, Phys. Rev. D **46**, 381 (1992)
89. I. Maksymyk, C.P. Burgess, D. London, Phys. Rev. D **50**, 529 (1994). [arXiv:hep-ph/9306267](#) [hep-ph]
90. J. Haller, A. Hoecker, R. Kogler, K. Mönig, T. Peiffer, J. Stelzer, Eur. Phys. J. C **78**, 675 (2018). [arXiv:1803.01853](#) [hep-ph]
91. W. Grimus, L. Lavoura, O.M. Ogreid, P. Osland, J. Phys. G **35**, 075001 (2008). [arXiv:0711.4022](#) [hep-ph]
92. W. Grimus, L. Lavoura, O.M. Ogreid, P. Osland, Nucl. Phys. B **801**, 81 (2008). [arXiv:0802.4353](#) [hep-ph]
93. D. Lopez-Val, T. Robens, Phys. Rev. D **90**, 114018 (2014). [arXiv:1406.1043](#) [hep-ph]
94. S. Schael et al. (ALEPH, DELPHI, L3, OPAL, LEP Electroweak), Phys. Rept. **532**, 119 (2013). [arXiv:1302.3415](#) [hep-ex]
95. T.A. Aaltonen et al. (CDF), Phys. Rev. D **89**, 072003 (2014). [arXiv:1311.0894](#) [hep-ex]
96. M. Aaboud et al. (ATLAS), Eur. Phys. J. C **78**, 110 (2018), [Erratum: Eur. Phys. J. C **78**, no.11, 898 (2018)]. [arXiv:1701.07240](#) [hep-ex]
97. M. Tanabashi et al. (Particle Data Group), Phys. Rev. D **98**, 030001 (2018)
98. P. Bechtle, O. Brein, S. Heinemeyer, G. Weiglein, K.E. Williams, Comput. Phys. Commun. **181**, 138 (2010). [arXiv:0811.4169](#) [hep-ph]
99. P. Bechtle, O. Brein, S. Heinemeyer, G. Weiglein, K.E. Williams, Comput. Phys. Commun. **182**, 2605 (2011). [arXiv:1102.1898](#) [hep-ph]
100. P. Bechtle, O. Brein, S. Heinemeyer, O. Stål, T. Stefaniak, G. Weiglein, K. Williams, *Proceedings, 4th International Workshop on Prospects for Charged Higgs Discovery at Colliders (CHARGED 2012): Uppsala, Sweden, October 8–11, 2012*, PoS, vol. CHARGED2012, p. 024 (2012). [arXiv:1301.2345](#) [hep-ph]
101. P. Bechtle, O. Brein, S. Heinemeyer, O. Stål, T. Stefaniak, G. Weiglein, K.E. Williams, Eur. Phys. J. C **74**, 2693 (2014). [arXiv:1311.0055](#) [hep-ph]
102. P. Bechtle, S. Heinemeyer, O. Stål, T. Stefaniak, G. Weiglein, Eur. Phys. J. C **75**, 421 (2015). [arXiv:1507.06706](#) [hep-ph]
103. P. Bechtle, D. Dercks, S. Heinemeyer, T. Klingl, T. Stefaniak, G. Weiglein, J. Wittbrodt, “HiggsBounds,” <https://gitlab.com/higgsbounds/higgsbounds> (2019)
104. O. Stål, T. Stefaniak, *Proceedings, 2013 European Physical Society Conference on High Energy Physics (EPS-HEP 2013): Stockholm, Sweden, July 18–24, 2013*, PoS, vol. EPS-HEP2013, p. 314 (2013). [arXiv:1310.4039](#) [hep-ph]
105. P. Bechtle, S. Heinemeyer, O. Stål, T. Stefaniak, G. Weiglein, Eur. Phys. J. C **74**, 2711 (2014). [arXiv:1305.1933](#) [hep-ph]
106. P. Bechtle, S. Heinemeyer, O. Stål, T. Stefaniak, G. Weiglein, JHEP **11**, 039 (2014). [arXiv:1403.1582](#) [hep-ph]
107. P. Bechtle, D. Dercks, S. Heinemeyer, T. Klingl, T. Stefaniak, G. Weiglein, J. Wittbrodt, “HiggsSignals,” <https://gitlab.com/higgsbounds/higgssignals> (2019)
108. ATLAS collaboration, ATLAS-CONF-2019-005 (2019)
109. M. Cepeda et al. (Physics of the HL-LHC Working Group) (2019). [arXiv:1902.00134](#) [hep-ph]
110. A. M. Sirunyan et al. (CMS), Phys. Lett. B **793**, 520 (2019). [arXiv:1809.05937](#) [hep-ex]
111. M. Aaboud et al. (ATLAS), Phys. Rev. Lett. **122**, 231801 (2019). [arXiv:1904.05105](#) [hep-ex]
112. P.M. Ferreira, R. Guedes, M.O.P. Sampaio, R. Santos, JHEP **12**, 067 (2014). [arXiv:1409.6723](#) [hep-ph]
113. M. Muehlleitner, M.O.P. Sampaio, R. Santos, J. Wittbrodt, JHEP **03**, 094 (2017). [arXiv:1612.01309](#) [hep-ph]
114. J.R. Andersen et al. (LHC Higgs Cross Section Working Group), 10.5170/CERN-2013-004 (2013). [arXiv:1307.1347](#) [hep-ph]
115. C. Anastasiou, C. Duhr, F. Dulat, E. Furlan, T. Gehrmann, F. Herzog, A. Lazopoulos, B. Mistlberger, JHEP **05**, 058 (2016). [arXiv:1602.00695](#) [hep-ph]
116. S. Dawson, I.M. Lewis, Phys. Rev. D **92**, 094023 (2015). [arXiv:1508.05397](#) [hep-ph]
117. M. Carena, Z. Liu, M. Riembau, Phys. Rev. D **97**, 095032 (2018). [arXiv:1801.00794](#) [hep-ph]
118. J. Alison et al., in *Double Higgs Production at Colliders Batavia, IL, USA, September 4, 2018-9, 2019*, ed. by B. Di Micco, M. Gouzevitch, J. Mazzitelli, C. Vernieri (2019). [arXiv:1910.00012](#) [hep-ph]
119. P. Basler, S. Dawson, C. Englert, M. Muehlleitner, Phys. Rev. D **101**, 015019 (2020). [arXiv:1909.09987](#) [hep-ph]
120. S. Schael et al. (ALEPH, DELPHI, L3, OPAL, LEP Working Group for Higgs Boson Searches), Eur. Phys. J. C **47**, 547 (2006). [arXiv:hep-ex/0602042](#) [hep-ex]
121. M. Aaboud et al. (ATLAS), Phys. Rev. D **98**, 052008 (2018). [arXiv:1808.02380](#) [hep-ex]
122. A.M. Sirunyan et al. (CMS), JHEP **06**, 127 (2018). [Erratum: JHEP **03**, 128 (2019)]. [arXiv:1804.01939](#) [hep-ex]
123. M. Aaboud et al. (ATLAS), Phys. Rev. D **99**, 012008 (2019). [arXiv:1808.10515](#) [hep-ex]