

 Open access • Posted Content • DOI:10.1101/2021.07.09.451519

Using Domain-Knowledge to Assist Lead Discovery in Early-Stage Drug Design

— [Source link](#) 

Tirtharaj Dash, Ashwin Srinivasan, Lovekesh Vig, Arijit Roy





Institutions: Birla Institute of Technology & Science, Pilani - Goa, Harvard University

Published on: 09 Jul 2021 - bioRxiv (Cold Spring Harbor Laboratory)

Topics: Chemical space and Conditional probability distribution

Related papers:

- [Inverse design of 3d molecular structures with conditional generative neural networks.](#)
- [Direct steering of de novo molecular generation with descriptor conditional recurrent neural networks](#)
- [Target Control in Logical Models Using the Domain of Influence of Nodes](#)
- [Deep Molecular Dreaming: Inverse machine learning for de-novo molecular design and interpretability with surjective representations](#)
- [A mean-field approach for modeling the propagation of perturbations in biochemical reaction networks.](#)

Share this paper:    

View more about this paper here: <https://typeset.io/papers/using-domain-knowledge-to-assist-lead-discovery-in-early-1izyd6tj>

Using Domain-Knowledge to Assist Lead Discovery in Early-Stage Drug Design

Tirtharaj Dash¹, Ashwin Srinivasan¹, Lovekesh Vig², and Arijit Roy³

¹ Dept. of CSIS & APPCAIR, BITS Pilani, Goa, India

² TCS Research, New Delhi, India

³ TCS Innovation Labs (Life Sciences Division), Hyderabad, India

Abstract. We are interested in generating new small molecules which could act as inhibitors of a biological target, when there is limited prior information on target-specific inhibitors. This form of drug-design is assuming increasing importance with the advent of new disease threats for which known chemicals only provide limited information about target inhibition. In this paper, we propose the combined use of deep neural networks and Inductive Logic Programming (ILP) that allows the use of symbolic domain-knowledge (B) to explore the large space of possible molecules. Assuming molecules and their activities to be instances of random variables X and Y , the problem is to draw instances from the conditional distribution of X , given Y, B ($D_{X|Y,B}$). We decompose this into the constituent parts of obtaining the distributions $D_{X|B}$ and $D_{Y|X,B}$, and describe the design and implementation of models to approximate the distributions. The design consists of generators (to approximate $D_{X|B}$ and $D_{X|Y,B}$) and a discriminator (to approximate $D_{Y|X,B}$). We investigate our approach using the well-studied problem of inhibitors for the Janus kinase (JAK) class of proteins. We assume first that if no data on inhibitors are available for a target protein (JAK2), but a small numbers of inhibitors are known for homologous proteins (JAK1, JAK3 and TYK2). We show that the inclusion of relational domain-knowledge results in a potentially more effective generator of inhibitors than simple random sampling from the space of molecules or a generator without access to symbolic relations. The results suggest a way of combining symbolic domain-knowledge and deep generative models to constrain the exploration of the chemical space of molecules, when there is limited information on target-inhibitors. We also show how samples from the conditional generator can be used to identify potentially novel target inhibitors.

Keywords: Drug Design · Neural-Symbolic Learning · Lead Discovery

1 Introduction

Co-opting Hobbes, the development of a new drug is difficult, wasteful, costly, uncertain, and long. AI techniques have been trying to change this [1], especially in the early stages culminating in “lead discovery”. Figure 1 shows the

steps involved in this stage of drug-design. In the figure, library screening can be either done by actual laboratory experiments (high-throughput screening) or computationally (virtual screening). This usually results in many false-positives. Hit Confirmation refers to additional assays designed to reduce false-positives. QSAR (quantitative- or qualitative structure-activity relations) consists of models for predicting biological activity using physico-chemical properties of hits. The results of prediction can result in additional confirmatory assays for hits, and finally in one or more “lead” compounds that are taken forward for pre-clinical testing. This paper focuses on the problem of lead discovery that goes beyond the efficient identification of chemicals within the almost unlimited space of potential molecules. This space has been approximately estimated at about 10^{60} molecules. A very small fraction of these have been synthesised in research laboratories and by pharmaceutical companies. An even smaller number are available publicly: the well-known ChEMBL database [2] of drug-like chemicals consists of about 10^6 molecules. Any early-stage drug-discovery pipeline that restricts itself to in-house chemicals will clearly be self-limiting. This is especially the case if the leads sought are for targets in new diseases, for which very few “hits” may result from existing chemical libraries. While a complete (but not exhaustive) exploration of the space of 10^{60} molecules may continue to be elusive, we would nevertheless like to develop an effective way of sampling from this space.



Fig. 1. Early-stage drug-design (adapted from [3]).

We would like to implement the QSAR module as a generator of new molecules, conditioned on the information provided by the hit assays, and on domain-knowledge. Our position is that inclusion of domain-knowledge allows the development of more effective conditional distributions than is possible using just the hit assays. Figure 2 is a diagrammatic representation of an ideal conditional generator of the kind we require. The difficulty of course is that none of the underlying distributions are known. In this paper, we describe a neural-symbolic implementation to construct approximations for the distributions.

2 System Design and Implementation

We implement an approximation to the ideal conditional generator using a generator-discriminator combination (see Fig. 3). We have decomposed the domain-knowledge B in Fig. 2 into constraints relevant just to the molecule-generator B_G and the knowledge relevant to the prediction of activity B_D (that is, $B =$

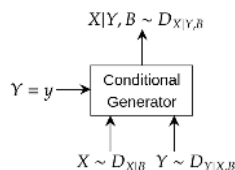


Fig. 2. An ideal conditional generator for instances of a random-variable denoting data (X) given a value for a random-variable denoting labels (Y) and domain-knowledge (B). Here, $Z \sim D$ denotes a random variable Z is distributed according to the distribution D . If the distributions shown are known, then a value for X is obtainable through the use of Bayes rule, either exactly or through some form approximate inference.

$B_G \cup B_D$ and $P(X|B) = P(X|B_G)$ and $P(Y|X, B) = P(Y|X, B_D)$). The discriminator module approximates the conditional distribution $D_{Y|X,B}$, and the combination of the unconditional generator and filter approximates the distribution $D_{X|B}$. The conditional generator then constructs an approximation to $D_{X|Y,B}$. For the present, we assume the unconditional generator and discriminator are pre-trained: details will be provided below. The discriminator is a BotGNN [4]. This is a form of graph-based neural network (GNN) that uses graph-encodings of most-specific clauses (see [5]) constructed using symbolic domain-knowledge B_D .

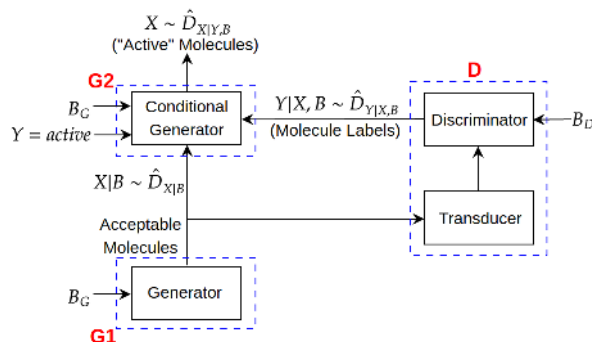


Fig. 3. Training a conditional generator for generating “active” molecules. For the present, we assume the generator (G1) and discriminator (D) have already been trained (the G1 and D modules generate acceptable molecules and their labels respectively: the \hat{D} ’s are approximations to the corresponding true distribution). The Transducer converts the output of G1 into a form suitable for the discriminator. Actual implementations used in the paper will be described below.

The generator-discriminator combination in Fig. 3 constitutes the QSAR module in Fig. 1. An initial set of hits is used to train the discriminator. The conditional generator is trained using the initial set of hits and the filtered sam-

ples from the unconditional generator and the labels from the discriminator. Although out of the scope of this paper, any novel molecules generated could then be synthesised, subject to hit confirmation, and the process repeated.

Generating Acceptable Molecules The intent of module G1 is to produce an approximation to drawing samples (in our case, molecules) from $D_{X|B_G}$. We describe the actual B_G used for experiments in Sec. 3.1: for the present it is sufficient to assume that for any instance $X = x$, if $B_G \wedge X = x \models \square$ then $Pr(x|B_G) = 0$. Here, we implement this by a simple rejection-sampler that first draws from some distribution over molecules and rejects the instances that are inconsistent with B_G .

For drawing samples of molecules, we adopt the text generation model proposed in [6]. Our model takes SMILES representations of molecules as input and estimates a probability distribution over these SMILES representations. Samples of molecules are then SMILES strings drawn from this distribution.

The SMILES generation module is shown in Fig. 4. The architecture for distribution estimation is based on variational autoencoder (VAE) to sequence of characters in a SMILES string using LSTM-based RNNs [7] for both the encoder and the decoder. This forms a SMILES encoder with the Gaussian prior acting as a regulariser on the latent representation. The decoder is a special RNN model that is conditioned on the latent representation.

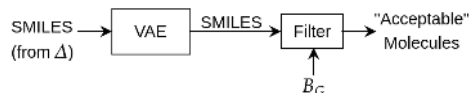


Fig. 4. Training a generator for acceptable molecules. Training data consists of molecules, represented as SMILES strings, drawn from a database Δ . The VAE is a model constructed using the training data and generates molecules represented by SMILES strings. B_G denotes domain-knowledge consisting of constraints on acceptable molecules. The filter acts as a rejection-sampler: only molecules consistent with B_G pass through.

The block diagram of the VAE model architecture is shown in Fig. 5. The SMILES encoding involves three primary modules: (a) embedding module: constructs an embedding for the input SMILE; (b) highway module: constructs a gated information-flow module based on highway network [8]; (c) LSTM module: responsible for dealing with sequence. The modules (b) and (c) together form the encoder module. The parameters of the Gaussian distribution is learnt via two fully-connected networks one each for μ and σ , which are standard sub-structures involved in a VAE model. The decoder module (or, the generator) consists of LSTM layers followed by a fully-connected (FC) layer. We defer details on architecture-specific hyperparameters to Sec. 3.2. The loss function used for training our VAE model is a weighted version of the reconstruction loss and

KL-divergence between VAE-constructed distribution and the Gaussian prior $\mathcal{N}(\mathbf{0}, \mathbf{1})$.

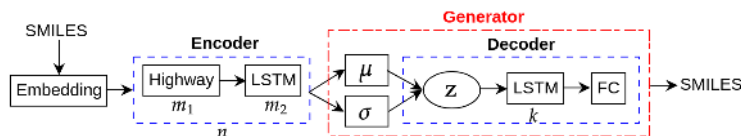


Fig. 5. Architecture of the VAE in Fig. 4

Obtaining Labels for Acceptable Molecules The intent of module D is to produce an approximation to drawing samples (in our case, labels for molecules) from $D_{Y|X, B_D}$. We describe the actual B_D used for experiments in Sec. 3.1. The discriminator in D is a BotGNN [4], which is a form of graph neural network (GNN) constructed from data (as graphs) and background knowledge (as symbolic relations or propositions) using mode-directed inverse entailment (MDIE [5]). In this work, data consists of graph-based representations of molecules atoms and bonds, and B_D consists of symbolic domain-relations applicable to the molecules. The goal of the discriminator is to learn a distribution over class-labels for any given molecules. Fig. 6 shows the block diagram of the discriminator block.

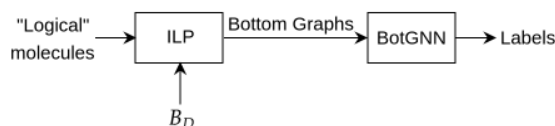


Fig. 6. Discriminator based on BotGNN. “Logical” molecules refers to a logic-based representation of molecules. Bottom-graphs are a graph-based representation of most-specific (“bottom”) clauses constructed for the molecules by an ILP implementation based on mode-directed inverse entailment.

Generating Active Molecules The intent of module G2 is to produce an approximation to drawing from $D_{X|Y, B}$. That is, we want to draw samples of molecules, given a label for the molecule and domain-knowledge B . We adopt the same architecture as generator used for drawing from $D_{X|B_G}$ above, with a simple modification to the way the SMILES strings are provided as inputs to the model. We prefix each SMILES string with a class-label: $y = 1$ or $y = 0$ based on whether the molecule is an active or inactive inhibitor respectively. The VAE model is also able to accommodate any data that may already be present about

the target, or about related targets (it is assumed that such data will be in the form of labelled SMILES strings).

3 System Testing

Our aim is to perform a controlled experiment to assess the effect on system performance of the inclusion of high-level symbolic domain-knowledge. Specifically: we investigate the effect on the generation of new inhibitors for the target when: (a) No domain-knowledge is available in the form of symbolic relations (but some knowledge is available in a propositional form); and (b) Some domain-knowledge is available in form of symbolic relations. We intend to test if the system is able to generate possible new inhibitors in case (a); and if the performance of the system improves in case (b).

3.1 Materials

Data The data used are as follows. (a) ChEMBL dataset [2]: 1.9 million molecules; used to train generator for legal molecules (G1); (b) JAK2 [9]: 4100 molecules (3700 active); used to test conditional generator (G1) and to build proxy model for hit confirmation (see Method section below); (c) JAK2 Homologues [9]: 4300 molecules (3700 active); used to train discriminator (D) and train conditional generator (G2).

Domain-Knowledge We use the following categories of domain-knowledge (also see Appendix A). (a) Molecular Constraints [9,10]: Logical constraints on acceptable molecules, including standard validity checks (based on molecular properties); (b) Molecular Properties [9]: Bulk-properties of molecules (propositional in nature); (c) Molecular Relations [11]: Logical statements defining ring-structures and functional groups (relational in nature)

Algorithms and Machines We use the following software. (a) RDKit [10]: Molecular modelling software used to compute molecular properties and check for validity of molecules; (b) Chemprop [12]: Molecular modelling software used to build proxy model for hit confirmation; (c) Transducer: In-house software to convert representation from SMILES to logic; (d) Aleph [13]: ILP engine used to generate most-specific clauses for BotGNN; (e) BotGNN [4]: Discriminator for acceptable molecules capable of using relational and propositional domain knowledge; (f) VAE [14]: Generative deep network used for generators. We used PyTorch for implementation of BotGNN and VAE models, and Aleph was used with YAP.

All experimental work was distributed across two machines: (a) The discriminator (D) was built on a Dell workstation with 64GB of main memory, 16-core Intel Xeon 3.10GHz processors, a 8GB NVIDIA P4000 graphics processor; (b) The generators (G1, G2) are built on a NVIDIA-DGX1 station with 32GB Tesla V100 GPUs, 512GB main memory, 80-core Intel Xeon 2.20GHz processors.

3.2 Methods

We describe the procedure adopted for a controlled experiment comparing system performance in generating potential inhibitors when: (a) domain-knowledge is restricted to commonly used bulk-properties about the molecules; and (b) domain-knowledge includes information about higher-level symbolic relations consisting of ring-structures and functional groups, along with the information in (a). In either case, the method used to generate acceptable molecules (from module G1 in Fig. 3) is the same.

Let B_0 denote domain-knowledge consisting of bulk-molecular properties used in the construction of QSARs for novel inhibitors; B_1 denote the definitions in B_0 along with first-order relations defining ring-structures and functional-groups used in the construction of QSAR relations; and B_G denote the domain-knowledge consisting of constraints on acceptable molecules (see “Domain-Knowledge” in Sec. 3.1). Let Tr denote the data available on inhibitors for JAK1, JAK3 and TYK2; and Te denote the data available on inhibitors for JAK2 (see “Data” in Sec. 3.1). Let Δ denote a database of (known) legal molecules. Then:

1. Construct a generator for possible molecules given Δ (the generator in module G1 of Fig. 3).
2. For $i = 0, 1$
 - (a) Let $E_0 = \{(x, y)\}_1^{Tr}$, where x is a molecule in Tr and y is the activity label obtained based on a threshold θ on the minimum activity for active inhibition.
 - (b) Let $B_D = B_i$
 - (c) Construct a discriminator (for module D in Fig. 3) using E_0 and the domain-knowledge B_D (see Sec. 2);
 - (d) Sample a set of possible molecules, denoted as N , from the generator constructed in Step 1; Let $N' \subseteq N$ be the set of molecules found to be acceptable given the constraints in B_G (that is, N' is a sample from $\hat{D}_{X|B_G}$);
 - (e) For each acceptable molecule x obtained in Step 2d above, let y be the label with the highest probability from the distribution $\hat{D}_{Y|X,B}$ constructed by the discriminator in Step 2c. Let $E = \{(x, y)\}_1^{N'}$
 - (f) Construct the generator model (for module G2 in Fig. 3) using $E_0 \cup E$.
 - (g) Sample a set of molecules, denoted as M_i , from the generator in Step 2f;
 - (h) Let $M'_i \subseteq M_i$ be the molecules found to be acceptable given the constraints in B_G (that is, M'_i is a sample from $D_{Y|X,B_G}$)
3. Assess the samples $M_{0,1}$ obtained in Step 2g above for possible new inhibitors of the target, using the information in Te

The following details are relevant:

- For experiments here Δ is the ChEMBL database, consisting of approximately 1.9 million molecules. The generator also includes legality checks performed by the RDKit package, as described in Sec. 2;

- Following [9], $\theta = 6.0$. That is, all molecules with pIC50 value ≥ 6.0 are taken as “active” inhibitors;
- The discriminator in Step 2c is a BotGNN. We follow the procedure and parameters described in [4] to construct BotGNN. We use GraphSAGE [15] for the convolution block in the GNN. This has been shown in [4] to be an effective way of including symbolic domain knowledge for graph-based data (like molecules);
- The generator in Steps 1 and 2f are based on the VAE model described earlier. The hyperparameters are as follows: vocabulary length is 100, embedding-dimension is 300, number of highway layers is 2, number of LSTM layers in encoder is 1 with hidden size 512, and the type is bidirectional, number of LSTM layers in decoder is 2, each with hidden size 512, dimension of latent representation (\mathbf{z}) is 100. We use a word-dropout rate of 0.5 for the decoder to be more robust to noise. The reconstruction loss coefficient is 7. We use cost-annealing [6] for the KLD-coefficient during training. We use the Adam optimizer [16] with learning rate of 0.0001; training batch-size is 256.
- In Step 2d, $|N| = 30,000$. The B_G provided here results in $|N'| = 18,000$;
- In Step 2g, $|M_0| = |M_1| = 5000$.
- The acceptable molecules $M'_{0,1}$ after testing for consistency with B_G are assessed along two dimensions:
 - (a) *Activity*: In the pipeline described in Fig. 1 assessment of activity would be done by *in vitro* by hit confirmation assays. Here we use a proxy assessment for the result of the assays by using an *in silico* predictor of pIC50 values constructed from the data in *Te* on JAK2 inhibitors. The proxy model is constructed by a state-of-the-art activity prediction package (Chemprop [12]; details of this are in the Appendix).⁴ We are interested in comparing the proportions of generated molecules predicted as “active”;
 - (b) *Similarity*: we want to assess how similar the molecules generated are to the set of active JAK2 inhibitors in *Te*.⁵ A widely used measure for this is the Tanimoto (Jacquard) similarity: molecules with Tanimoto similarity > 0.75 are usually taken to be similar. We are interested in the proportion of molecules generated that are similar to known target inhibitors in *Te*;

Each sample of molecules M_i drawn from the conditional generator can therefore be represented by a pair (a_i, b_i) denoting the values of the proportions in (a) and (b), and (c) above. We will call this pair the “performance summary” of the set M_i ;

- We compare performance summaries of sets of molecules in two ways. First, a performance summary $P_i = (a_i, b_i)$ can be compared against the perfor-

⁴ Such a model is only possible in the controlled experiment here. In practice, no inhibitors would be available for the target and activity values would have to be obtained by hit assays, or perhaps *in silico* docking calculations.

⁵ Again, this is feasible in the controlled experiment here. In practice, we will have no inhibitors for the target, we will have to perform this assessment on the data available for the target’s homologues (*Tr*).

mance summary $P_j = (a_j, b_j)$ in the obvious lexicographic manner. That is, P_i is better than P_j if $[(a_i > a_j)]$ or $[(a_i = a_j) \wedge (b_i > b_j)]$. Secondly, since all the elements of a performance summary are proportions, we are able to assess if the difference in corresponding values are statistically significant. This is done using a straightforward hypothesis test on proportions. Given an estimate p of a proportion of N instances, the distribution of proportions is approximately Normal, with mean p and s.d. $\sigma = \sqrt{\frac{p(1-p)}{N}}$. For testing the hypothesis $p_j < p_i$ at a 95% confidence level the critical value from tables of the standard normal distribution is 1.65. That is, if $p_j < 1.65\sigma$ we will say the difference is statistically significant at the 95% level of confidence.

3.3 Results

A summary of the main results obtained is in Fig. 7. The principal points in this tabulations are these: (1) The performance of the system with $B_D = B_1$ is better than than with $B_D = B_0$ or simple random draw of molecules; and (2) The differences in proportions for Activity and Similarity are statistically significant at the 95% confidence level. Taken together, these results suggest that the inclusion of symbolic relations can make a significant difference to the performance of the generation of active molecules. We turn next to some questions of relevance to these results:

Qty.	$B_D = B_1$	$B_D = B_0$	<i>Random</i>
$ M $	5000	5000	5000
$ M' $	2058	2160	2877
<i>Act</i>	0.47 (0.01)	0.43 (0.01)	0.34 (0.01)
<i>Sim</i>	0.14 (0.01)	0.11 (0.01)	0.00 (0.00)

Fig. 7. Summary of system performance. $B_D = B_1$ denotes that the discriminator has access to both propositional and relational domain-knowledge; $B_D = B_0$ denotes that the discriminator has access to propositional domain-knowledge only. *Random* denotes a random draw of molecules from the unconditional molecule generator G1. M denotes the set of molecules drawn (from the conditional generator, or from the unconditional generator for *Random*). M' denotes the set of acceptable molecules generated in the sample of M molecules (acceptable molecules satisfy molecular constraints defined on molecular properties). *Act* denotes the proportion of M' that are predicted active (the proxy model predicts an $\text{pIC50} \geq 6.0$); *Sim* denotes the proportion of M' that are similar to active target inhibitors (Tanimoto similarity to active JAK2 inhibitors > 0.75). The numbers in parentheses denotes the standard deviation in the corresponding estimate.

Better Discriminators? A question arises on whether the differences in proportions would be different if we had compared against a different discriminator capable of using $B_D = B_0$. Since B_0 is essentially propositional in nature, any

of the usual statistical discriminative approaches could be used. We have found replacing the BotGNN with an MLP with hyper-parameter tuning resulted in significantly worse performance than a BotGNN with $B_D = B_1$. We conjecture that similar results will be obtained with other kinds of statistical models. On the question of whether better discriminators are possible for $B_D = B_1$, we note results in [4] show BotGNNs performance to be better than techniques based on propositionalisation or a direct use of ILP. Nevertheless, better BotGNN models than the one used here may be possible. For example, we could construct an activity prediction model for the JAK2 homologues using a state-of-the-art predictor like Chemprop. The prediction of this model could be used as an additional molecular property by the BotGNN.

Better Generators? Our generators are simple language models based on variational auto-encoders. Substantial improvements in generative language models (for example, the sequence models based on attention mechanism [17,18]) suggest that the generator could be much better. In addition, the rejection-sampling approach we use to discard sample instances that fail constraints in B_G is inherently inefficient and we suggest that the results here should be treated as a baseline. The modular design of our system-design should allow relatively easy testing of alternatives.

Finally, we consider how samples from the conditional generator can be used to identify potential molecules for synthesis and testing in hit-confirmation assays. We propose a selection based on a combination of (predicted) activity and similarity to the existing inhibitors (when these are unavailable, we would have to rely on models constructed with the target’s homologues). Using these measures, there are two surprising subsets of molecules. Molecules in S are those that are similar to JAK2 inhibitors (Tanimoto similarity > 0.75), but have a low predicted activity (substantially lower than 6.0); and molecules in \bar{S} are significantly different to the JAK2 inhibitors (Tanimoto similarity < 0.5), but have a high predicted activity (substantially higher than 6.0).⁶ For the sample in this paper, $S = \emptyset$. However $\bar{S} \neq \emptyset$ and can provide interesting candidates for novel inhibitors. We exemplify this with a chemical assessment of 3 elements from \bar{S} is shown Fig. 8. Molecule 1562 is identified as a possible candidate for synthesis and hit confirmation.

4 Related Work

Recent applications of AI-based methods have shown promise in transforming otherwise long and expensive drug discovery process [21,22]. The initial studies were focused on exploring vast, yet unexplored chemical space for a better screening library [23]. Some works focused towards drug-like property optimization which helped in biasing the models to generate molecules with the properties of interest [22,24,25]. The efficiency of the models to generate chemically valid molecules with optimized properties has significantly improved [9,24]. There are

⁶ A good reason to consider dissimilar molecules is that it allows us to explore more diverse molecules.

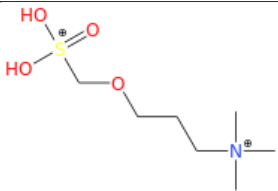
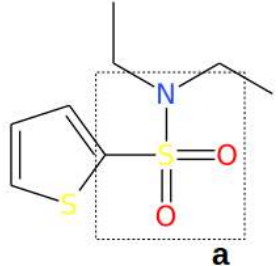
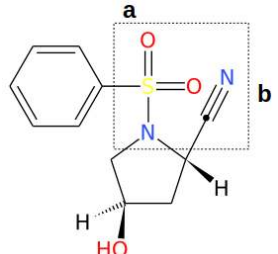
ID	Structure	Descriptors	Assessment
551		$Act = 9.12$ $Sim = 0.15$	This molecule has very low similarity to known JAK2 inhibitors. Also none of the groups specific to JAK2 could be identified by the substructure search. Discard this molecule.
1548		$Act = 9.04$ $Sim = 0.22$	This molecule has very low similarity to known JAK2 inhibitors. Also none of the groups specific to JAK2 could be identified by the substructure search. However, the sulfonamide group commonly found in JAK family inhibitors was found to be present (highlighted)
1562		$Act = 9.49$ $Sim = 0.32$	Despite low similarity to existing JAK2 inhibitors, 1562 had one JAK2-selective subgroup and a group common to JAK inhibitors, indicating potential to act as JAK family inhibitor, but the selectivity to JAK2 cannot be confirmed. Possibly interesting new scaffold (highlighted) and worth pursuing further.

Fig. 8. A chemical assessment of possible new JAK2 inhibitors. The molecules are from the sample of molecules from the conditional generator, that are predicted to have high JAK2 activity, and are significantly dissimilar to known inhibitors. The assessment is done by one of the authors (AR), who is a computational chemist. The assessment uses structural features and functional groups identified for the JAK2 site in the literature [9,19,20].

also attempts to build molecule generation models against novel target proteins, where there is a limited ligand dataset for training the model [9,26].

Recurrent Neural Networks (RNNs) are a popular choice for molecule generation. For example, [27] propose a bidirectional generative RNN, that learns SMILES strings in both directions allowing it to better approximate the data distribution. Attention-based sequence models such as transformers have recently been used for protein-specific molecule generation [28]. There are also generative models, for instance, masked graph modelling in [29], that attempts to learn a distribution over molecular graphs allowing it to generate novel molecule without requiring to dealing with sequences. Some generative modelling techniques to molecule generation are surveyed in [30].

Incorporating domain-knowledge into deep neural networks has shown considerable success over the years. Possibly the earliest approach is propositional-

isation [31,32] leading to construction of deep relational machines [33,34] where the deep network is a multi-layered perceptron. Recent studies on domain-knowledge inclusion includes: vertex-enrichment [35], bottom-graph construction via [4]. A recent survey presents a more elaborate discussion on various kind of domain-knowledge and their inclusion into deep neural networks [36].

5 Concluding Remarks

Incorporating some form of domain-knowledge into AI-based scientific discovery has been emphasised strongly in [37]. A cutting-edge example of this form of scientific discovery is the Robot Scientist [3], the latest generation of which–Eve–is concerned with automating early-stage drug-design. At the heart of Eve is the development of QSAR models. To the best of our knowledge, generation of molecules is restricted to a library of known chemicals; and the use of domain-knowledge is limited to pre-defined features. In this work, we have proposed an approach that can generate novel molecules drawn from the very large space of all possible small molecules, rather than pre-defined libraries; and we use a method that allows the inclusion of relational domain-knowledge. The paper makes the following contributions: (1) We have constructed a complete end-to-end neural-symbolic system that is capable of generating active molecules that may not be in any existing database; (2) We have demonstrated usage of the system on the classic chemical problem on Janus kinase inhibitors. Importantly, working with a computational chemist, we have shown how the system can be used to discover an active molecule based on entirely new scaffolds; (3) The results reaffirm the conclusions from [4] that inclusion of relational domain knowledge through the use of ILP techniques can significantly improve the performance of deep neural networks. To the best of our knowledge, the system-design is the first-of-a-kind combination of neural generative models, techniques from Inductive Logic Programming and symbolic domain-knowledge representation for lead-discovery in early stage drug-design, and is of relevance to platforms like Eve.

Our system design is intentionally modular, to allow “plug-and-play” of discriminators and generators. Indeed, there is already evidence from the construction of language-models that the VAE-based generators we have used could be replaced by transformer-based deep networks. Thus, an immediate next step would be to replace the existing generators with pre-trained language models like GPT-2. We would also expect that molecular constraints would include both hard- and soft-constraints (unlike here, where only hard-constraints are used). This may presage a move to a probabilistic logic representation of the domain-knowledge. On discriminators, BotGNNs continue to be a good choice for inclusion of symbolic knowledge into deep networks, although, as we have pointed out, the BotGNN model could be improved by inclusion as part of domain-knowledge, results from models constructed by programs like Chemprop (the extensive use of fingerprints by such programs is essentially a form of relational information), and also the possibility of inclusion of 3-dimensional constraints (see for example, [38]). Looking beyond the goal of novel molecule generation, a promis-

ing line of research concerns the development of schedules for synthesis of new molecules. Of special interest is to consider if techniques for experiment-selection could be adopted for prioritising molecules for synthesis.

Acknowledgements AS is a Visiting Professorial Fellow at UNSW, Sydney; and a TCS Affiliate Professor. We thank Indrajit Bhattacharya for thoughtful discussions on system-design.

References

1. Schneider, P., Walters, W.P., Plowright, A.T., Sieroka, N., Listgarten, J., Goodnow, R.A., Fisher, J., Jansen, J.M., Duca, J.S., Rush, T.S., et al.: Rethinking drug design in the artificial intelligence era. *Nature Reviews Drug Discovery* 19(5), 353–364 (2020)
2. Gaulton, A., Hersey, A., Nowotka, M., Bento, A.P., Chambers, J., Mendez, D., Mutowo, P., Atkinson, F., Bellis, L.J., Cibrián-Uhalte, E., et al.: The chembl database in 2017. *Nucleic acids research* 45(D1), D945–D954 (2017)
3. Williams, K., Bilsland, E., Sparkes, A., Aubrey, W., Young, M., Soldatova, L.N., De Grave, K., Ramon, J., De Clare, M., Sirawaraporn, W., et al.: Cheaper faster drug development validated by the repositioning of drugs against neglected tropical diseases. *Journal of the Royal society Interface* 12(104), 20141289 (2015)
4. Dash, T., Srinivasan, A., Baskar, A.: Inclusion of domain-knowledge into gnns using mode-directed inverse entailment. *ArXiv abs/2105.10709* (2021)
5. Muggleton, S.: Inverse entailment and prolog. *New generation computing* 13(3), 245–286 (1995)
6. Bowman, S.R., Vilnis, L., Vinyals, O., Dai, A.M., Józefowicz, R., Bengio, S.: Generating sentences from a continuous space. In: *CoNLL* (2016)
7. Hochreiter, S., Schmidhuber, J.: Long short-term memory. *Neural computation* 9(8), 1735–1780 (1997)
8. Srivastava, R.K., Greff, K., Schmidhuber, J.: Highway networks. *arXiv preprint arXiv:1505.00387* (2015)
9. Krishnan, S.R., Bung, N., Bulusu, G., Roy, A.: Accelerating de novo drug design against novel proteins using deep learning. *Journal of Chemical Information and Modeling* 61(2), 621–630 (2021)
10. Landrum, G., et al.: Rdkit: Open-source cheminformatics. <https://www.rdkit.org/docs/index.html> (2006)
11. Van Craenenbroeck, E., Vandecasteele, H., Dehaspe, L.: Dmax’s functional group and ring library. <https://dtai.cs.kuleuven.be/software/dmax/> (2002)
12. Stokes, J.M., Yang, K., Swanson, K., Jin, W., Cubillos-Ruiz, A., Donghia, N.M., MacNair, C.R., French, S., Carfrae, L.A., Bloom-Ackermann, Z., et al.: A deep learning approach to antibiotic discovery. *Cell* 180(4), 688–702 (2020)
13. Srinivasan, A.: The aleph manual. <https://www.cs.ox.ac.uk/activities/programinduction/Aleph/aleph.html> (2001)
14. Kingma, D.P., Welling, M.: Auto-encoding variational bayes. In: *ICLR* (2014)
15. Hamilton, W.L., Ying, Z., Leskovec, J.: Inductive representation learning on large graphs. In: *NIPS* (2017)
16. Kingma, D.P., Ba, J.: Adam: A method for stochastic optimization. In: *ICLR* (2015)
17. Devlin, J., Chang, M.W., Lee, K., Toutanova, K.: Bert: Pre-training of deep bidirectional transformers for language understanding. In: *NAACL-HLT* (2019)

14 T. Dash et al.

18. Radford, A., Wu, J., Child, R., Luan, D., Amodei, D., Sutskever, I., et al.: Language models are unsupervised multitask learners. *OpenAI blog* 1(8), 9 (2019)
19. Dymock, B.W., See, C.S.: Inhibitors of jak2 and jak3: an update on the patent literature 2010–2012. *Expert opinion on therapeutic patents* 23(4), 449–501 (2013)
20. Dymock, B.W., Yang, E.G., Chu-Farseeva, Y., Yao, L.: Selective jak inhibitors. *Future medicinal chemistry* 6(12), 1439–1471 (2014)
21. Mak, K.K., Rao, P.M.: Artificial intelligence in drug development: present status and future prospects. *Drug Discovery Today* 24(3), 773–780 (2019)
22. Popova, M., Isayev, O., Tropsha, A.: Deep reinforcement learning for de novo drug design. *Science Advances* 4(7), eaap7885 (2018)
23. Segler, M.H., Kogej, T., Tyrchan, C., Waller, M.P.: Generating focused molecule libraries for drug discovery with recurrent neural networks. *ACS Central Science* 4(1), 120–131 (2017)
24. Popova, M., Isayev, O., Tropsha, A.: Paccmannrl: De novo generation of hit-like anticancer molecules from transcriptomic data via reinforcement learning. *iScience* 24(4), 102269 (2021)
25. Stahl, N., Falkman, G., Karlsson, A., Mathiason, G., Bostrom, J.: Deep reinforcement learning for multiparameter optimization in de novo drug design. *Journal of Chemical Information and Modeling* 59(7), 621–630 (2019)
26. Bung, N., Krishnan, S.R., Bulusu, G., Roy, A.: De novo design of new chemical entities for sars-cov-2 using artificial intelligence. *Future Medicinal Chemistry* 13(6), 575–585 (2021)
27. Grisoni, F., Moret, M., Lingwood, R., Schneider, G.: Bidirectional molecule generation with recurrent neural networks. *Journal of chemical information and modeling* 60(3), 1175–1183 (2020)
28. Grechishnikova, D.: Transformer neural network for protein-specific de novo drug generation as a machine translation problem. *Scientific reports* 11(1), 1–13 (2021)
29. Mahmood, O., Mansimov, E., Bonneau, R., Cho, K.: Masked graph modeling for molecule generation. *Nature communications* 12(1), 1–12 (2021)
30. Schwalbe-Koda, D., Gómez-Bombarelli, R.: Generative models for automatic chemical design. In: *Machine Learning Meets Quantum Physics*, pp. 445–467. Springer (2020)
31. Lavrač, N., Džeroski, S., Grobelnik, M.: Learning nonrecursive definitions of relations with linus. In: *European Working Session on Learning*. pp. 265–281. Springer (1991)
32. França, M.V., Zaverucha, G., Garcez, A.S.d.: Fast relational learning using bottom clause propositionalization with artificial neural networks. *Machine learning* 94(1), 81–104 (2014)
33. Dash, T., Srinivasan, A., Vig, L., Orhobor, O.I., King, R.D.: Large-scale assessment of deep relational machines. In: *International Conference on Inductive Logic Programming*. pp. 22–37. Springer (2018)
34. Lodhi, H.: Deep relational machines. In: *International Conference on Neural Information Processing*. pp. 212–219. Springer (2013)
35. Dash, T., Srinivasan, A., Vig, L.: Incorporating symbolic domain knowledge into graph neural networks. *Machine Learning* pp. 1–28 (2021)
36. Dash, T., Chitlangia, S., Ahuja, A., Srinivasan, A.: Incorporating domain knowledge into deep neural networks. *ArXiv abs/2103.00180* (2021)
37. Stevens, R., Taylor, V., Nichols, J., Maccabe, A.B., Yelick, K., Brown, D.: Ai for science. Tech. rep., Argonne National Lab.(ANL), Argonne, IL (United States) (2020)

38. Kaalia, R., Srinivasan, A., Kumar, A., Ghosh, I.: Ilp-assisted de novo drug design. *Machine Learning* 103(3), 309–341 (2016)
39. Ertl, P., Schuffenhauer, A.: Estimation of synthetic accessibility score of drug-like molecules based on molecular complexity and fragment contributions. *Journal of cheminformatics* 1(1), 1–11 (2009)

A Domain-Knowledge used in Experiments

The domain constraints in B_G are in the form of constraints on acceptable molecules. These constraints are broadly of two kinds: (i) Those concerned with the validity of a generated SMILES string. This involves various syntax-level checks, and is done here by the RDKit molecular modelling package; (ii) Problem-specific constraints on some bulk-properties of the molecule. These are: molecular weight is in the range (200, 700), the octanol-water partition coefficients (logP) must be below 6.0, and the synthetic accessibility score (SAS) must be below 5.0. We use the scoring approach proposed in [39] to compute the SAS of a molecule based on its SMILES representation.

The domain-knowledge in B_D broadly divides into two kinds: (i) Propositional, consisting of molecular properties. These are: molecular weight, logP, SAS, number of hydrogen bond donors (HBD), number of hydrogen bond acceptor (HBA), number of rotatable bonds (NRB), number of aromatic rings (NumRings), Topological Polar Surface Area (TPSA), and quantitative estimation of drug-likeness (QED); (ii) Relational, which is a collection of logic programs (written in Prolog) defining almost 100 relations for various functional groups (such as amide, amine, ether, etc.) and various ring structures (such as aromatic, non-aromatic etc.). The initial version of these background relations was used within DMax chemistry assistant [11].

B Proxy Model for Predicting Hit Confirmation

A proxy for the results of hit confirmation assays is constructed using the assay results available for the target. This allows us to approximate the results of such assays on molecules for which experimental activity is not available. In practice, if such target-inhibition information is not available, then a proxy model would have to be constructed by other means (for example, using the activity of inhibitors of homologues).

We use the state-of-the-art chemical activity prediction package Chemprop.⁷ We train a Chemprop model using the data consisting of JAK2 inhibitors and their pIC50 values. Chemprop allows the construction of both classification and regression models. The classification model is more robust, since pIC50 values are on a log-scale. We use the classification model for obtaining the results in Fig. 7, and we use the prediction of pIC50 values from the regression model as a proxy for the results of the hit-confirmation assays.

⁷ It is likely that a BotGNN with access to the information in B_D along with the Chemprop prediction would result in a better proxy model. We do not explore this here.