

Using Suffix Arrays to Compute Term Frequency and Document Frequency for All Substrings in a Corpus

Mikio Yamamoto
University of Tsukuba
1-1-1 Tennodai,
Tsukuba 305-8573, JAPAN
myama@is.tsukuba.ac.jp

Kenneth W. Church
AT&T Labs - Research
180 Park Avenue
Florham Park, NJ 07932, U.S.A
kwc@research.att.com

Abstract

Mutual Information (MI) and similar measures are often used in corpus-based linguistics to find interesting ngrams. MI looks for bigrams whose term frequency (tf) is larger than chance. Residual Inverse Document Frequency (RIDF) is similar, but it looks for ngrams whose document frequency (df) is larger than chance. Previous studies have tended to focus on relatively short ngrams, typically bigrams and trigrams. In this paper, we will show that this approach can be extended to arbitrarily long ngrams. Using suffix arrays, we were able to compute tf , df and RIDF for all ngrams in two large corpora, an English corpus of 50 million words of Wall Street Journal news articles and a Japanese corpus of 216 million characters of Mainichi Shimbun news articles.

1 MI and RIDF

Mutual Information (MI), $I(x;y)$, compares the probability of observing word x and word y together (the joint probability) with the probabilities of observing x and y independently (chance).

$$I(x;y) = \log (P(x,y) / P(x)P(y))$$

MI has been used to identify a variety of interesting linguistic phenomena, ranging from semantic relations of the doctor/nurse type to lexico-syntactic co-occurrence preferences of the save/from type (Church and Hanks, 1990).

Church and Gale (1995) proposed Residual

Inverse Document Frequency (RIDF), the difference between the observed IDF and what would be expected under a Poisson model for a random word or phrase with comparable frequency. RIDF is a variant of IDF, a standard method for weighting keywords in Information Retrieval (IR). Let D be the number of documents, tf be the term frequency (what we call "frequency" in our field) and df be the document frequency (the number of documents which contain the word or phrase at least once). RIDF is defined as:

$$\begin{aligned} \text{Residual IDF} &\equiv \text{observed IDF} - \text{predicted IDF} \\ &= -\log(df/D) + \log(1 - \exp(-\theta)) \\ &= -\log(df/D) + \log(1 - \exp(-tf/D)). \end{aligned}$$

RIDF is, in certain sense, like MI; both are the log of the ratio between an empirical observation and a chance-based estimate. Words or phrases with high RIDF or MI have distributions that cannot be attributed to chance. However, the two measures look for different kinds of deviations from chance. MI tends to pick out general vocabulary, the kind of words one would expect to find in a dictionary, whereas RIDF tends to pick out good keywords, the kind of words one would not expect to find in a dictionary. This distinction is not surprising given the history of the two measures; MI, as it is currently used in our field, came from lexicography whereas RIDF came from Information Retrieval.

In addition, it is natural to compute RIDF for all substrings. This is generally not done for MI, though there are many ways that MI could be generalized to apply to longer ngrams. In the next section, we will show an algorithm based on suffix

arrays for computing tf , df and RIDF for all substrings in a corpus in $O(N \log N)$ time.

In section 3, we will compute RIDF's for all substrings in a corpus and compare and contrast MI and RIDF experimentally for phrases in a English corpus and words/phrases in a Japanese corpus. We won't try to argue that one measure is better than the other; rather we prefer to view the two measures as mutually complementary.

2 Computing tf and df for all substrings

2.1 Suffix arrays

A suffix array is a data structure designed to make it convenient to compute term frequencies for all substrings in a corpus. Figure 1 shows an example of a suffix array for a corpus of $N=6$ words. A suffix array, s , is an array of all N suffixes, pointers to substrings that start at position i and continue to the end of the corpus, sorted alphabetically. The following very simple C function, `suffix_array`, takes a corpus as input and returns a suffix array.

```
int suffix_compare(char **a, char **b){
    return strcmp(*a, *b); }

/* The input is a string, terminated with a null */
char**suffix_array(char*corpus){
    int i, N = strlen(corpus);
    char **result=(char **)malloc(N*sizeof(char *));
    /* initialize result[i] with the ith suffix */
    for(i=0; i < N; i++) result[i] = corpus + i;
    qsort(result, N, sizeof(char *), suffix_compare);
    return result; }
```

Nagao and Mori (1994) describe this procedure, and report that it works well on their corpus, and that it requires $O(M \log N)$ time, assuming that the sort step requires $O(N \log N)$ comparisons, and that each comparison requires $O(I)$ time. We tried this procedure on our two corpora, and it worked well for the Japanese one, but unfortunately, it can go quadratic for a corpus with long repeated substrings, where `strcmp` takes $O(N)$ time rather than $O(I)$ time. For our English corpus, after 50 hours of cpu time, we gave up and turned to Doug McIlroy's implementation (<http://cm.bell-labs.com/cm/cs/who/doug/ssort.c>) of Manber and Myers' (1993) algorithm, which took only 2 hours. For a corpus that would

otherwise go quadratic, the Manber and Myers' algorithm is well worth the effort, but otherwise, the procedure described above is simpler, and often a bit faster.

As mentioned above, suffix arrays were designed to make it easy to compute term frequencies (tf). If you want the term frequency of "to be," you can do a binary search to find the first and last position in the suffix array that start with this phrase, i and j , and then $tf(\text{"to be"}) = j - i + 1$. In this case, $i=5$ and $j=6$, and consequently, $tf(\text{"to be"})=6-5+1=2$. Similarly, $tf(\text{"be"})= 2-1+1 = 2$, and $tf(\text{"to"})=6-5+1=2$. This straightforward method of computing tf requires $O(\log N)$ string comparisons, though as before, each string comparison could take $O(N)$ time. There are more sophisticated algorithms that take $O(\log N)$ time, even for corpora with long repeated substrings.

A closely related concept is *lcp* (longest common prefix). *Lcp* is a vector of length N , where $lcp[i]$ indicates the length of the common prefix between the i th suffix and the $i+1$ st suffix in the suffix array. Manber and Myers (1993) showed how to compute the *lcp* vector in $O(N \log N)$ time, even for corpora with long repeated substrings, though for many corpora, the complications required to avoid quadratic behavior are unnecessary.

Corpus: "to be or not to be" Alphabet: {to, be, or, not}

	1	2	3	4	...	<i>lcp</i>	
$s[1]$	be					1	
$s[2]$	be	or	not	to	be	0	
$s[3]$	not	to	be			0	
$s[4]$	or	not	to	be		0	
$s[5]$	to	be				2	
$s[6]$	to	be	or	not	to	be	0

Lcp's are denoted by bold vertical lines as well as the *lcp* table.

Figure 1: An example of a Suffix Array with *lcp*'s

2.2 Classes of substrings

Thus far we have seen how to compute tf for a single ngram, but how do we compute tf and df for all ngrams? There are $N(N+1)/2$ substrings in a text of size N . If every substring has a different tf and df , the counting algorithm would require at least quadratic time and space. Fortunately many substrings have the same tf and the same df . We

will cluster the $N(N+1)/2$ substrings into at most $2N-1$ classes and compute tf and df over the classes. There will be at most N distinct values of RIDF.

Let $\langle i,j \rangle$ be an interval on the suffix array: $\{s[i], s[i+1], \dots, s[j]\}$. We call the interval *LCP-delimited* if the lcp's are larger inside the interval than at its boundary:

$$\min(lcp[i], lcp[i+1], \dots, lcp[j-1]) > \max(lcp[i-1], lcp[j]) \quad (1)$$

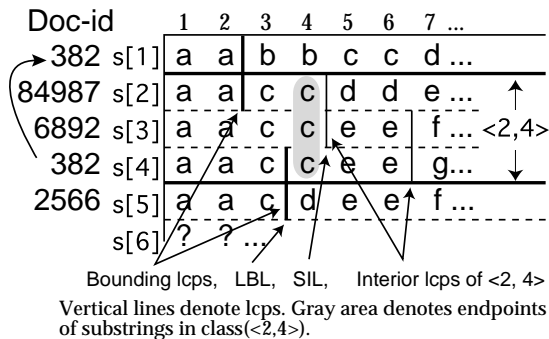
In Figure 1, for example, the interval $\langle 5,6 \rangle$ is *LCP-delimited*, and as a result, $tf(\text{"to"}) = tf(\text{"to be"}) = 2$, and $df(\text{"to"}) = df(\text{"to be"})$.

The interval $\langle 5,6 \rangle$ is associated with a class of substrings: "to" and "to be." Classes will turn out to be important because all of the substrings in a class have the same tf (*property 1*) and the same df (*property 2*). In addition, we will show that classes partition the set of substrings (*property 3*) so that we can compute tf and df on the classes, rather than substrings. Doing so is much more efficient because there many fewer classes than substrings (*property 4*).

Classes of substrings are defined to be the (not necessarily least) common prefixes in an interval. In Figure 1, for example, both "to" and "to be" are common prefixes throughout the interval $\langle 5,6 \rangle$. That is, every suffix in the interval $\langle 5,6 \rangle$ starts with "to," and every suffix also starts with "to be". More formally, we define $class(\langle i,j \rangle)$ as: $\{s[i]_m \mid LBL < m \leq SIL\}$, where $s[i]_m$ is a substring (the first m characters of $s[i]$), LBL (*longest boundary lcp*) is the right hand of (1) and SIL (*shortest interior lcp*) is the left hand side^{*)} of (1). In Figure 1, for example, $SIL(\langle 5,6 \rangle) = \min(lcp[5]) = 2$, $LBL(\langle 5,6 \rangle) = \max(lcp[4], lcp[6]) = 0$, and $class(\langle 5,6 \rangle) = \{s[5]_m \mid 0 < m \leq 2\} = \{\text{"to"}, \text{"to be"}\}$.

Figure 2 shows six *LCP-delimited* intervals and the LBL and SIL of $\langle 2,4 \rangle$. For $\langle 2,4 \rangle$, the bounding lcp's are $lcp[1] = 2$ and $lcp[4] = 3$ ($LBL = 3$), and the interior lcp's are $lcp[2] = 4$ and $lcp[3] = 6$ ($SIL = 4$). The interval $\langle 2,4 \rangle$ is *LCP-delimited*, because $LBL < SIL$. $Class(\langle 2,4 \rangle) = \{s[2]_m \mid 3 < m \leq 4\} = \{aacc\}$. The interval $\langle 3,3 \rangle$ is

^{*)} $SIL(\langle i,i \rangle)$ is defined to be infinity, and consequently, all intervals $\langle i,i \rangle$ are *LCP-delimited*, for all i .



LCP-delimited interval	Class	LBL	SIL	tf
$\langle 2,4 \rangle$	{aacc}	2	4	3
$\langle 3,4 \rangle$	{aacce, aaccee}	3	6	2
$\langle 1,1 \rangle$	{aab, aabb, aabbc, ...}	2	infinity	1
$\langle 2,2 \rangle$	{aaccd, aaccd, ...}	4	infinity	1
$\langle 3,3 \rangle$	{aacceef, ...}	6	infinity	1
$\langle 4,4 \rangle$	{aacceeg, ...}	6	infinity	1

Figure 2: Examples of intervals and classes

LCP-delimited because SIL is infinite and $LBL = 6$. The interval $\langle 2,3 \rangle$ is not *LCP-delimited* because SIL is 4 and LBL is 6 ($LBL > SIL$).

By construction, the suffixes within the interval $\langle i,j \rangle$ all start with the substrings in $class(\langle i,j \rangle)$, and no suffixes outside this interval start with these substrings. As a result, if s_1 and s_2 are two substrings in $class(\langle i,j \rangle)$ then

Property 1: $tf(s_1) = tf(s_2) = j - i + 1$

and

Property 2: $df(s_1) = df(s_2)$.

The calculation of df is more complicated than tf , and will be discussed in section 2.4.

It is not uncommon for an *LCP-delimited* interval to be nested within another. In Figure 2, for example, the interval $\langle 3,4 \rangle$ is nested within $\langle 2,4 \rangle$. The computation of df in section 2.4 will take advantage of a very convenient nesting property. Given two *LCP-delimited* intervals, either one is nested within the other (e.g., $\langle 2,4 \rangle$ and $\langle 3,4 \rangle$), or one precedes the other (e.g., $\langle 2,2 \rangle$ and $\langle 3,4 \rangle$), but they cannot overlap. Thus, for example, the intervals $\langle 1,3 \rangle$ and $\langle 2,4 \rangle$ cannot both be *LCP-delimited* because they overlap. Because of this nesting property, it is possible to express the df of an interval recursively in terms of its constituents or subintervals.

As mentioned above, we will use the following partitioning property so that we can

2.3 Calculating classes using Suffix Array

This section will describe a single pass procedure for computing classes. Since *LCP-delimited* intervals obey a convenient nesting property, the procedure is based on a push-down stack. The procedure outputs 4-tuples, $\langle s[i], LBL, SIL, tf \rangle$, one for each *LCP-delimited* interval. The stack elements are pairs (x, y) , where x is an index, typically the left edge of a candidate *LCP-delimited* interval, and y is the *SIL* of this candidate interval. Typically, $y=lcp[x]$, though not always, as we will see in Figure 5.

The algorithm sweeps over the suffixes in suffix array $s[1..N]$ and their $lcp[1..N]$ ($lcp[N]=0$) successively. While lcp 's of suffixes are monotonically increasing, indexes and lcp 's of the suffixes are pushed into a stack. When it finds the i -th suffix whose $lcp[i]$ is less than the lcp on the top of the stack, the index and lcp on the top are popped off the stack. Popping is repeated until the lcp on the top becomes less than the $lcp[i]$.

A stack element popped out generates a class. Suppose that a stack element composed of an index i and $lcp[i]$ is popped out by $lcp[j]$. $lcp[i]$ is used as the *SIL*. The *LBL* is the lcp on the next top element in the stack or $lcp[j]$. If the next top lcp will be popped out by $lcp[j]$, then the algorithm uses the next top lcp as the *LBL*, else it uses the $lcp[j]$. Tf is the offset between the indexes i and j , that is, $j-i+1$.

Figure 4 shows the detailed algorithm for

```

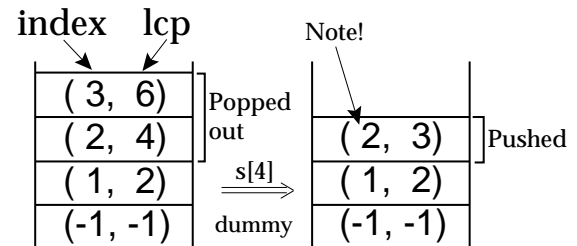
Create and clear stack.
Push (-1, -1) (dummy).
Repeat i = 1, ... , N do
  top (index1, lcp1).
  if lcp[i] > lcp1 then
    push (i, lcp[i]).
  else
    while lcp[i] ≤ lcp1 do
      pop(index1, lcp1)
      top (index2, lcp2)
      if lcp[i] ≤ lcp2 then
        output <s[index1], lcp2, lcp1, i-index1+1>
      else
        output <s[index1], lcp[i], lcp1, i-index1+1>
        push (index1, lcp[i])
        lcp1 = lcp2.

```

Figure 4: An algorithm for computing all classes

computing all classes with $tf > 1$. If classes with $tf = 1$ are needed, we can easily add the line to output those into the algorithm. The expressions, $push(x, y)$ and $pop(x, y)$, operate on the stack in the obvious way, but note that x and y are inputs for push and outputs for pop. The expression, $top(x, y)$, is equivalent to $pop(x, y)$ followed by $push(x, y)$; it reads the top of the stack without changing the stack pointer.

As mentioned above, the stack elements are typically pairs (x, y) where $y=lcp[x]$, but not always. Pairs are typically pushed onto the stack by line 6, $push(i, lcp[i])$, and consequently, $y=lcp[x]$, in many cases, but some pairs are pushed on by line 15. Figure 5 (a) shows the typical case with the suffix array in Figure 2. At this point, $i=3$ and the stack contains 4 pairs, a dummy element $(-1, -1)$, followed by three pairs generated by line 6: $(1, lcp[1])$, $(2, lcp[2])$, $(3, lcp[3])$. In contrast, Figure 5 (b) shows an atypical case. In between snapshot (a) and snapshot (b), two *LCP-delimited* intervals were generated, $\langle s[3], 4, 6, 2 \rangle$ and $\langle s[2], 3, 4, 3 \rangle$, and then the pair $(2, 3)$ was pushed onto the stack by line 15, $push(index1, lcp[i])$, to capture the fact that there is a candidate *LCP-delimited* interval starting at $index1=2$, spanning past the representative element $i=4$, with an *SIL* of $lcp[i=4]$.



(a) end of processing $s[3]$ (b) end of processing $s[4]$

Figure 5: Snapshots of the stack

2.4 Computing df for all classes

This section will extend the algorithm in Figure 4 to include the calculation of df . Straightforwardly computing df independently for each class would require at least quadratic time, because the program must check document id's for all substrings (N at most) in all classes ($N-1$ at most). Instead of this, we will take advantage of the nesting property of intervals. The df for one

interval can be computed recursively in terms of its constituents (nested subintervals), avoiding unnecessary recomputation.

The stack elements in Figure 5 is augmented with two additional counters: (1) a *df* counter for summing the *df*'s over the nested subintervals and (2) a duplication counter for adjusting for overcounting documents that are referenced in multiple subintervals. The *df* for an interval is simply the difference of these two counters, that is, the sum of the *df*'s of the subintervals, minus the duplication. A C code implementation can be found at

<http://www.milab.is.tsukuba.ac.jp/~myama/tfdf/tfdf.c>.

The *df* counters are relatively straightforward to implement. The crux of the problem is the adjustment for duplication. The adjustment makes use of a document link table, as illustrated in Figure 6. The left two columns indicate that suffixes *s*[101], *s*[104] and *s*[107] are

Suffix	Document id	Document link (index)
<i>s</i> [101]	382	66
<i>s</i> [102]	84987	72
<i>s</i> [103]	6892	21
<i>s</i> [104]	382	101
<i>s</i> [105]	2566	12
<i>s</i> [106]	6892	103
<i>s</i> [107]	382	104
<i>s</i> [108]	84987	102

Figure 6: An example of document link table

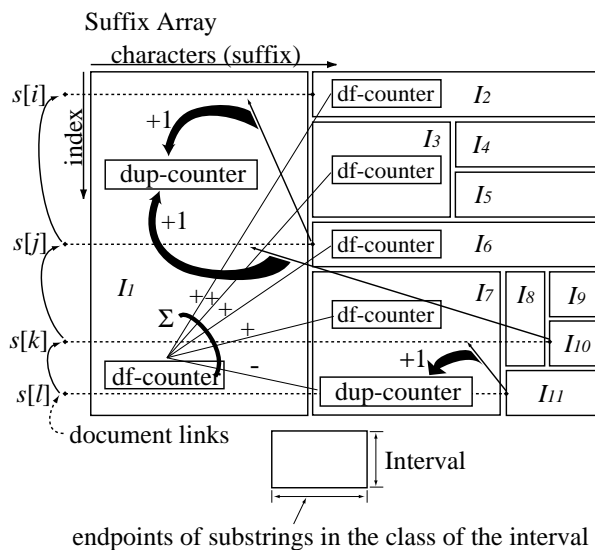


Figure 7: *Df* relations among an interval and its constituents

all in document 382, and that several other suffixes are also in the same documents. The third column links together suffixes that are in the same document. Note, for example, that there is a pointer from suffix 104 to 101, indicating that *s*[104] and *s*[101] are in the same document. The suffixes in one of these linked lists are kept sorted by their order in the suffix array. When the algorithm is processing *s*[*i*], the algorithm searches the stack to find the suffix, *s*[*k*], with the largest *k* such *k* ≤ *i* and *s*[*i*] and *s*[*k*] are in the same document. This search can be performed in $O(\log N)$ time.

Figure 7 shows the *LCP-delimited* intervals in a suffix array and four suffixes included in the same document. *I*₁ has four immediate constituents of intervals. *S*[*j*] is included in the same document of *s*[*i*]. Count for the document of *s*[*j*] will be duplicated at computing *df* of *I*₁. At the point of processing *s*[*j*], the algorithm will increment duplication-counter of *I*₁ to cancel *df* count of *s*[*j*]. As the same way, *df* count of *s*[*k*] has to canceled at computing *df* of *I*₁.

Figure 8 shows a snapshot of the stack after processing *s*[4] in Figure 2. Each stack element is a 4-tuple of the index of suffix array, *lcp*, *df*-counter and duplication-counter, (*i*, *lcp*, *df*, *dc*). Figure 2 shows *s*[1] and *s*[4] are in the same document. Looking up the document link table, the algorithm knows *s*[1] is the nearest suffix which is in the same document of *s*[4]. The duplication-counter of the element of *s*[1] is incremented. The duplication of counting *s*[1] and *s*[4] for the class generated by *s*[1] will be avoided using this duplication-counter.

At some processing point, the algorithm uses only a part of the document link table. It

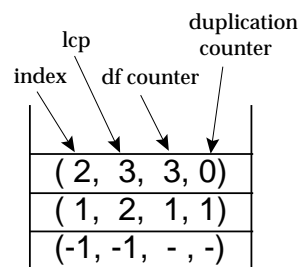


Figure 8: A snapshot of the stack in *df* computing

Doc-id	Nearest index
...	
382	4
...	
6892	3
...	
84987	2

Figure 9: Nearest indexes of documents

needs only the nearest index on the link, but not the whole of the link. So we can compress the link table to dynamic one in which an entry of each document holds the nearest index. Figure 9 shows the nearest index table of document after processing $s[4]$.

The final algorithm to calculate all classes with tf and df takes $O(N \log N)$ time and $O(N)$ space in the worst case.

3 Experimental results

3.1 RIDF and MI for English and Japanese

We computed all RIDF's for all substrings of two corpora, Wall Street Journal of ACL/DCI in English (about 50M words and 113k articles) and Mainichi News Paper 1991-1995 (CD-Mainichi Shimbun 91-95) in Japanese (about 216M characters and 436k articles), using the algorithm in the previous section. In English, we tokenized the text into words, delimited by white space, whereas in Japanese we tokenized the text into characters (usually 2-bytes) because Japanese text has no word delimiter such as white space.

It took a few hours to compute all RIDF's using the suffix array. It takes much longer to compute the suffix array than to compute tf and df . We ignored substrings with $tf < 10$ to avoid noise, resulting in about 1.6M English phrases (#classes = 1.4M) and about 15M substrings of Japanese words/phrases (#classes = 10M).

MI of the longest substring of each class was also computed by the following formula.

$$MI(xyz) = \log \frac{p(xyz)}{p(xy)p(z|y)}$$

Where xyz is a phrase or string, x and z are a word or a character and y is a sub-phrase or sub-string.

3.2 Little correlation between RIDF and MI

We are interested in comparing and contrasting RIDF and MI. Figure 10 (a) plots RIDF vs MI for phrases in WSJ (length > 1), showing little, if any, correlation between RIDF and MI. Figure 10 (b) also plots RIDF vs MI but this time the corpus is in Japanese and the words were manually selected by the newspaper to be keywords. Both Figures 10 (a) and 10 (b) suggest that RIDF and MI are

largely independent. There are many substrings with a large RIDF value and a small MI, and vice versa.

MI is very different from RIDF. Both pick out interesting phrases, but phrases with large MI are interesting in different ways from phrases with large RIDF. Consider the phrases in Table 1, which all contain the word "having." These phrases have large MI values and small RIDF values. A lexicographer such as Patrick Hanks, who works on dictionaries for learners, might be interested in these phrases because these kinds of collocations tend to be difficult for non-native speakers of the language. On the other hand, these kinds of collocations are not very good keywords.

Table 2 is a random sample of phrases containing the substring /Mr/, sorted by RIDF. The ones at the top of the list tend to be better keywords than the ones further down.

Table 3.A and 3.B show a few phrases starting with /the/, sorted by MI (Table 3.A) and sorted by RIDF (Table 3.B). Most of the phrases are interesting in one way or another, but those at the top of Table 3.A tend to be somewhat

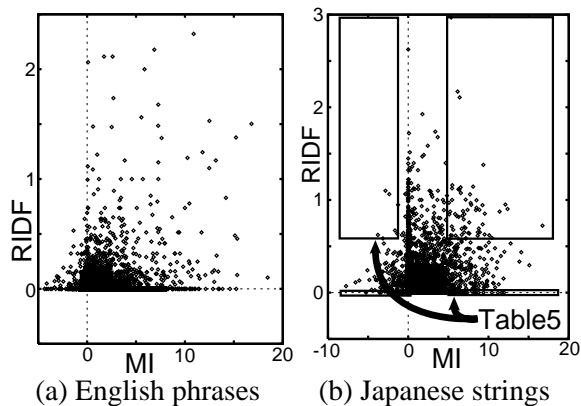


Figure 10: Scatter plot of RIDF and MI

Table 1: phrases with 'having'

tf	df	RIDF	MI	Phrase
18	18	-0.0001	10.4564	admits to having
14	14	-0.0001	9.7154	admit to having
25	23	0.1201	8.8551	diagnosed as having
20	20	-0.0001	7.4444	suspected of having
301	293	0.0369	7.2870	without having
15	13	0.2064	6.9419	denies having
59	59	-0.0004	6.7612	avoid having
18	18	-0.0001	5.9760	without ever having
12	12	-0.0001	5.9157	Besides having
26	26	-0.0002	5.7678	denied having

Table 2: phrases with 'Mr'

tf	df	RIDF	MI	Phrase
11	3	1.8744	0.6486	. Mr. Hinz
18	5	1.8479	6.5583	Mr. Bradbury
51	16	1.6721	6.6880	Mr. Roemer
67	25	1.4218	6.7856	Mr. Melamed
54	27	0.9997	5.7704	Mr. Burnett
16	9	0.8300	5.8364	Mrs. Brown
11	8	0.4594	1.0931	Mr. Eiszner said
53	40	0.4057	0.2855	Mr. Johnson .
21	16	0.3922	0.1997	Mr. Nichols said .
13	10	0.3784	0.4197	. Mr. Shulman
176	138	0.3498	0.4580	Mr. Bush has
13	11	0.2409	1.5295	to Mr. Trump's
13	11	0.2409	-0.9301	Mr. Bowman ,
35	32	0.1291	1.1673	wrote Mr.
12	11	0.1255	1.7330	M r. Lee to
22	21	0.0670	1.4293	facing Mr.
11	11	-0.0001	0.7004	Mr. Poehl also
13	13	-0.0001	1.4061	inadequate . " Mr.
16	16	-0.0001	1.5771	The 41-year-old Mr.
19	19	-0.0001	0.4738	14 . Mr.
26	26	-0.0002	0.0126	in November . Mr.
27	27	-0.0002	-0.0112	" For his part , Mr.
38	38	-0.0002	1.3589	. AMR ,
39	39	-0.0002	-0.3260	for instance , Mr.

Table 3.A: Worse Keywords

tf	df	RIDF	MI	Phrase
11	11	-0.0001	11.0968	the up side
73	66	0.1450	9.3222	the will of
16	16	-0.0001	8.5967	the sell side
17	16	0.0874	8.5250	the Stock Exchange of
16	15	0.0930	8.4617	the buy side
20	20	-0.0001	8.4322	the down side
55	54	0.0261	8.3287	the will to
14	14	-0.0001	8.1208	the saying goes
15	15	-0.0001	7.5643	the going gets

Table 3.B: Better Keywords

tf	df	RIDF	MI	Phrase
37	3	3.6243	2.2561	the joint commission
66	8	3.0440	3.5640	the SSC
55	7	2.9737	2.0317	the Delaware &
37	5	2.8873	3.6492	the NHS
22	3	2.8743	3.3670	the kibbutz
22	3	2.8743	4.1142	the NSA's
29	4	2.8578	4.1502	the DeBartolos
36	5	2.8478	2.3061	the Basic Law
21	3	2.8072	2.2983	the national output

Table 3.C: Concordance of the phrase "the Basic Law"

The first col. is the token id and the last col. is the doc id (position of the start word in the corpus)

2229521:	line in the drafting of the Basic	Law that will determine how Hon	2228648
2229902:	s policy as expressed in the Basic	Law -- as Gov. Wilson's debut s	2228648
9746758:	he U.S. Constitution and the Basic	Law of the Federal Republic of	9746014
11824764:	any changes must follow the Basic	Law , Hong Kong's miniconstitut	11824269
33007637:	sts a tentative draft of the Basic	Law , and although this may be	33007425
33007720:	the relationship between the Basic	Law and the Chinese Constitutio	33007425
33007729:	onstitution . Originally the Basic	Law was to deal with this topic	33007425
33007945:	wer of interpretation of the Basic	Law shall be vested in the NPC	33007425
33007975:	tation of a provision of the Basic	Law , the courts of the HKSAR {	33007425
33008031:	interpret provisions of the Basic	Law . If a case involves the in	33007425
33008045:	tation of a provision of the Basic	Law concerning defense , foreig	33007425
33008115:	etation of an article of the Basic	Law regarding " defense , forei	33007425
33008205:	nland representatives of the Basic	Law Drafting Committee fear tha	33007425
33008398:	e : Mainland drafters of the Basic	Law simply do not appreciate th	33007425
33008488:	pret all the articles of the Basic	Law . While recognizing that th	33007425
33008506:	y and power to interpret the Basic	Law , it should irrevocably del	33007425
33008521:	pret those provisions of the Basic	Law within the scope of Hong Ko	33007425
33008545:	r the tentative draft of the Basic	Law , I cannot help but conclud	33007425
33008690:	d of being guaranteed by the Basic	Law , are being redefined out o	33007425
33008712:	uncilor , is a member of the Basic	Law Drafting Committee . <EOA>	33007425
39020313:	sts a tentative draft of the Basic	Law , and although this may be	39020101
39020396:	the relationship between the Basic	Law and the Chinese Constitutio	39020101
39020405:	onstitution . Originally the Basic	Law was to deal with this topic	39020101
39020621:	wer of interpretation of the Basic	Law shall be vested in the NPC	39020101
39020651:	tation of a provision of the Basic	Law , the courts of the HKSAR {	39020101
39020707:	interpret provisions of the Basic	Law . If a case involves the in	39020101
39020721:	tation of a provision of the Basic	Law concerning defense , foreig	39020101
39020791:	etation of an article of the Basic	Law regarding " defense , forei	39020101
39020881:	nland representatives of the Basic	Law Drafting Committee fear tha	39020101
39021074:	e : Mainland drafters of the Basic	Law simply do not appreciate th	39020101
39021164:	pret all the articles of the Basic	Law . While recognizing that th	39020101
39021182:	y and power to interpret the Basic	Law , it should irrevocably del	39020101
39021197:	pret those provisions of the Basic	Law within the scope of Hong Ko	39020101
39021221:	r the tentative draft of the Basic	Law , I cannot help but conclud	39020101
39021366:	d of being guaranteed by the Basic	Law , are being redefined out o	39020101
39021388:	uncilor , is a member of the Basic	Law Drafting Committee . <EOA>	39020101

Table 4: Phrases with prepositions

tf	df	RIDF	MI	Phrase with 'for'	tf	df	RIDF	MI	Phrase with 'on'
14	14	-0.0001	14.5587	feedlots for fattening	11	5	1.1374	14.3393	Terrorist on Trial
15	15	-0.0001	14.4294	error for subgroups	11	10	0.1374	13.1068	War on Poverty
12	12	-0.0001	14.1123	Voice for Food	13	12	0.1154	12.6849	Institute on Drug
10	5	0.9999	13.7514	Quest for Value	16	16	-0.0001	12.5599	dead on arrival
12	4	1.5849	13.7514	Friends for Education	12	12	-0.0001	11.5885	from on high
13	13	-0.0001	13.6803	Commissioner for Refugees	12	12	-0.0001	11.5694	knocking on doors
23	21	0.1311	13.6676	meteorologist for Weather	22	18	0.2894	11.3317	warnings on cigarette
10	2	2.3219	13.4009	Just for Men	11	11	-0.0001	11.2137	Subcommittee on Oversight
10	9	0.1519	13.3591	Witness for Peace	17	12	0.5024	11.1847	Group on Health
19	16	0.2478	12.9440	priced for reoffering	22	20	0.1374	11.1421	free on bail

tf	df	RIDF	MI	Phrase with 'by'	tf	df	RIDF	MI	Phrase with 'of'
11	11	-0.0001	12.8665	piece by piece	11	10	0.1374	16.7880	Joan of Arc
13	13	-0.0001	12.5731	guilt by association	12	5	1.2630	16.2177	Ports of Call
13	13	-0.0001	12.4577	step by step	16	16	-0.0001	16.0725	Articles of Confederation
15	15	-0.0001	12.4349	bit by bit	14	13	0.1068	16.0604	writ of mandamus
16	16	-0.0001	11.8276	engineer by training	10	9	0.1519	15.8551	Oil of Olay
61	59	0.0477	11.5281	side by side	11	11	-0.0001	15.8365	shortness of breath
17	17	-0.0001	11.4577	each by Korea's	10	9	0.1519	15.6210	Archbishop of Canterbur
12	12	-0.0001	11.3059	hemmed in by	10	8	0.3219	15.3454	Secret of My
11	11	-0.0001	10.8176	dictated by formula	12	12	-0.0001	15.2030	Lukman of Nigeria
20	20	-0.0001	10.6641	70%-owned by Exxon	16	4	1.9999	15.1600	Days of Rage

Table 5: Examples of keywords with interesting RIDF and MI

RIDF	MI	Substrings	Features
High 10%	Low 10%	本江(native last name) SUN (company name) エリーダ(foreign name) たわし(brush) ソファー (sofa)	Kanji character English character Katakana character Hiragana character Loan word, Katakana
Low 10%	High 10%	ばくだい (huge) 受動的 (passive) 肝いり (determination) 広沢務(native full name) 榊直樹(native full name)	General vocabulary General vocab., Kanji General vocabulary Kanji character Kanji character

idiomatic (in the WSJ domain) whereas those at the top of Table 3.B tend to pick out specific stories or events in the news. For example, the phrase, "the Basic Law," selects for stories about the British handover of Hong Kong to China, as illustrated in Table 3.C.

Table 4 shows a number of phrases with high MI containing common prepositions. The high MI indicates an interesting association, but again most of them are not good keywords, though there are a few exceptions such as "Just for Men," a well-known brand name.

RIDF and MI for Japanese substrings tend to be similar. Substrings with both high RIDF and MI tend to be good keywords such as 合併 (merger), 株券 (stock certificate), 辞典 (dictionary), 無線 (wireless)

and so on. Substrings with both low RIDF and MI tend to be poor keywords such as 今期公式戦 (current regular-season game) and meaningless fragments such as 私ご (??). Table 5 shows examples where MI and RIDF point in opposite directions (rectangles in Figure 10 (b)). Words with low RIDF and high MI tend to be general vocabulary (often written in *Kanji* characters). In contrast, words with high RIDF and low MI tend to be domain specific words such as loan words (often written in *Katakana* characters). MI is high for words in general vocabulary (words found in dictionary) and RIDF is high for good keywords for IR.

3.3 Word extraction

Sproat and Shih (1990) found MI to be useful for word extraction in Chinese. We performed the following experiment to see if both MI and RIDF are useful for word extraction in Japanese.

We extracted four random samples of 100 substrings each. The four samples cover all four combinations of high and low RIDF and high and low MI, where high is defined to be in the top decile and low is defined to be in the bottom decile. Then we manually scored each sample substring using our own judgment as a good (the substring is a word) or bad (the substring is not a word) or gray (the judge is not sure). The results are presented in Table 6, which shows that

Table 6: RIDF and MI are complementary

	All MI	MI (high 10%)	MI (low 10%)
All RIDF	---	20-44%	2-11%
RIDF (high 10%)	29-51%	38-55%	11-35%
RIDF (low 10%)	3-18%	4-13%	0-8%

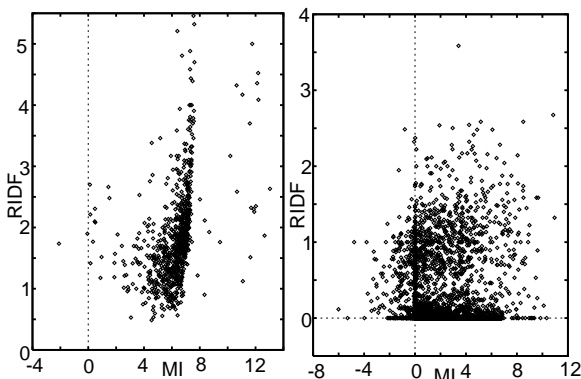
Each cell is computed over a sample of 100 examples. The smaller values are counts of 'good' words and the larger values, 'not bad' words ('good' and 'gray' words). Good or 'not bad' word ratio of pairs of characters with high MI is 51-76%.

substrings with high scores in both dimensions are more likely to be words than substrings that score high in just one dimension. Conversely, substrings with low scores in both dimensions are very unlikely to be words.

3.4 Case study: Names

We also compared RIDF and MI for people's names. We made a list of people's names from corpora using simple heuristics. A phrase or substring is accepted as a person's name if English phrase starts with the title 'Mr.' 'Ms.' or 'Dr.' and is followed by a series of capitalized words. For Japanese, we selected phrases in the keyword list ending with '氏' (-shi), which is roughly the equivalent of the English titles 'Mr.' and 'Ms.'

Figure 11 plots RIDF and MI for names in English (a) and Japanese (b) with $tf \geq 10$, respectively. Figure 11 (a) shows that MI has a more limited range than RIDF, suggesting that RIDF may be more effective with names than MI. The English name 'Mr. From' is a particularly



(a) English names (b) Japanese names

Figure 11: MI and RIDF of people's names

interesting case, since both 'Mr.' and 'From' is a stop word. In this case, the RIDF was large and the MI was not.

The Japanese names in Figure 11 (b) split naturally at $RIDF = 0.5$. Japanese names with RIDF below 0.5 are different from names after 0.5. The group whose RIDF is under 0.5 included first name and full name (first and last name) at rate of 90% and another group whose RIDF is up to 0.5 included only last name at rate of 90%. The reason of this separation is that full name (and first name as a substring of full name) appears once in the beginning of the document, but last name is repeated as a reference in the article. Recall that RIDF tends to give higher value to substrings which appear many times in a few documents. In summary, RIDF can discriminate difference of some words which cannot be done by MI.

5 Conclusion

We showed that RIDF is efficiently and naturally scalable to long phrases or substrings. RIDF for all substrings in a corpus can be computed using the algorithm which computes tf 's and df 's for all substrings based on Suffix Array. It remains an open question how to do this for MI. We found that RIDF is useful for finding good keywords, word extraction and so on. The combination of MI and RIDF is better than either by itself. RIDF is like MI, but different.

References

- Church, K. and P. Hanks (1990) Word association norms, mutual information, and lexicography. *Computational Linguistics*, 16:1, pp. 22 - 29.
- Church, K. and W. Gale (1995) Poisson mixtures. *Natural Language Engineering*, 1:2, pp. 163 - 190.
- Manber, U. and G. Myers (1993) Suffix array: A new method for on-line string searches. *SIAM Journal on Computing*, 22:5, pp. 935 - 948. <http://glimpse.cs.arizona.edu/udi.html>
- Nagao, M. and S. Mori (1994) A new method of n-gram statistics for large number of n and automatic extraction of words and phrases from large text data of Japanese, *Coling-94*, pp.611-615.
- Sproat, R and C. Shih (1990) A statistical method for finding word boundaries in Chinese text. *Computer Processing of Chinese and Oriental Languages*, Vol.4, pp. 336 - 351.