

Vehicle Motion Planning Using Stream Functions

Stephen Waydo and Richard M. Murray

Control and Dynamical Systems

California Institute of Technology, Mail Code 107-81, Pasadena, CA, 91125

{waydo, murray}@caltech.edu

Abstract – Borrowing a concept from hydrodynamic analysis, this paper presents stream functions which satisfy Laplace’s equation as a local-minima free method for producing potential-field based navigation functions in two dimensions. These functions generate smoother paths (i.e. more suited to aircraft-like vehicles) than previous methods. A method is developed for constructing analytic stream functions to produce arbitrary vehicle behaviors while avoiding obstacles, and an exact solution for the case of a single uniformly moving obstacle is presented. The effects of introducing multiple obstacles are discussed and current work in this direction is detailed. Experimental results generated on the Cornell RoboFlag testbed are presented and discussed.

1 INTRODUCTION

As autonomous vehicles such as unmanned air vehicles (UAV’s) become more commonplace, it is becoming increasingly necessary to develop methods by which the vehicles assume a higher degree of autonomy. For example, such methods would allow the current ratio of four to five operators for a single UAV to be inverted or better, with a few operators capable of controlling many vehicles. An experimental scenario we have chosen to explore this issue is RoboFlag [5], a game akin to “Capture the Flag” in which one or two humans control a group of eight vehicles as they attempt to capture a flag in an opponent’s territory and return to their home base. The robots must also avoid being tagged out by an opposing team’s robot and attempt to prevent the opponent capturing their own flag, all while avoiding neutral obstacles. Fig. 1 depicts a global view of such a game in progress. It is clear from the situation in the figure that low-level control tasks such as obstacle avoidance must be automated in order for just one or two humans to successfully play the game. Furthermore, it would be very desirable for the automated behavior to be very intuitive in that the operators should not be surprised by what paths their vehicles take given the commands they have issued.

The goal of the RoboFlag game is to determine what technologies will be required to enable a small number of humans to manage a large number of autonomous vehicles. One eventual application area of such technologies will be in the guidance and control of UAV’s. This goal complicates the path planning problem in that, in contrast to car-like vehicles or manipulators, aircraft exhibit nonlinear second order dynamics which impose requirements such as minimum speeds and turning radii that may not be easily satisfied by current planning methods.

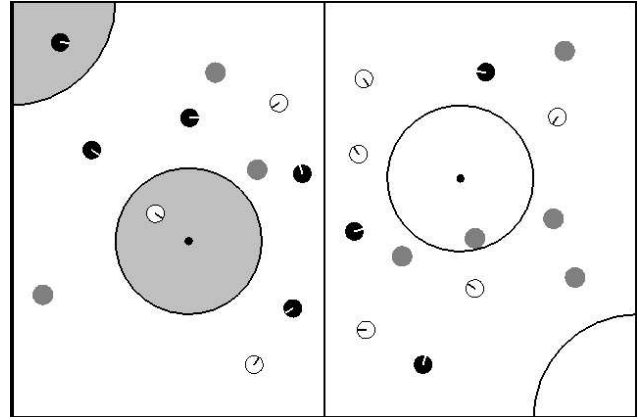


Figure 1: Global view of a RoboFlag game. Black vehicles, based on the left side of the field, must capture flag (black dot) from white defense zone (large white circle) and return it to their home zone (gray quarter circle) without being tagged, while defending their own flag from the white team and while avoiding neutral obstacles (gray circles).

One method for on-line robot path planning with obstacle avoidance is to follow the (sometimes negated) gradient of an artificial potential field which is constructed such that the resulting vector field is exterior directed on the boundaries of the configuration space. A major challenge in constructing these fields is guaranteeing that a vehicle will reach the goal from any initial position, meaning that the potential field has no local extrema aside from the desired goal. There is a further complication, especially apparent in such provably correct methods, that the paths produced by following the gradient of a potential function may not satisfy the second order, nonlinear dynamics of an aircraft-like vehicle. The hydrodynamic concept of a harmonic *stream function* may be useful with respect to both of these issues. Stream functions (and the potential functions associated with them) have no local extrema, and they generate smoother paths than many potential functions and hence better nominal paths for second order systems.

Potential field and stream function methods such as the one described here offer a natural way in which a human can interface with a group of vehicles. Rather than assuming direct control over vehicle behavior, a strategy which limits an operator to controlling a single vehicle at a time, the human can shape the world that the vehicles perceive by tagging various objects or locations as obstacles, goals, or other primitives. These primitives can then be (automatically) composed into a resultant field which governs vehicle behavior and which expresses operator intent while

allowing the vehicles to handle the low-level control tasks to which computers are particularly well suited. If the operator is temporarily taken away from the control task, the autonomous vehicles have behavioral guidelines encoded in their perceived potential field that allow them to continue to behave in a desirable manner.

This work is motivated by problems described in [12] and [6]. The original concept of potential-field navigation was due to Khatib, who summarizes his approach in [7]. Koditschek and Rimon examine the topological properties of navigation functions in [9]. Connolly and Grupen describe the application of numerical (finite-difference) solutions of Laplace’s equation to robot navigation in [3]. Kim and Khosla apply the panel method of hydrodynamic analysis to develop analytic approximations to stream functions for complex geometry in [8]. Akishita et al. [1] have investigated the use of analytic harmonic functions based on fluid dynamics in an approach similar to that found here. For a more exhaustive review of the literature on potential field navigation, particularly with respect to the application of PDE solutions to path planning, the reader is referred to the introduction to [10].

This paper outlines a method for synthesizing stream functions which avoid obstacles while producing paths suitable for an aircraft-like vehicle. The contributions of this paper include the thorough exploration of methods for composing analytic stream functions and the explicit treatment of vehicle motion. In Section 2 an overview of potential and stream functions is given along with some mathematical preliminaries describing methods for constructing harmonic functions. An historic exact result for avoiding a single stationary obstacle is given in Section 3 and simulation results are presented; issues encountered when applying this technique to multiple obstacles are also described. Section 4 describes a method by which obstacle motion can be incorporated into the stream function in an exact way. This approach, although similar to that of [1], includes a new proof of correctness and is the primary contribution of this paper. Section 5 contains a description of one implementation of this method and experimental results obtained on the Cornell RoboFlag/RoboCup testbed are discussed. A detailed examination of a new method proposed for modifying the existing theory to incorporate multiple obstacles exactly is presented in Section 6. Finally, Section 7 provides a summary and discusses the ongoing theoretical and experimental work related to this method. More detail on many of these topics can be found in [14].

2 PRELIMINARIES

2.1 Potential Fields

Potential field navigation is based on vehicles following the (sometimes negated) gradient of an artificial potential field. Desirable properties for such a potential field are:

- (1) Unique global minimum at goal state.
- (2) Gradient is exterior directed (or tangent) on boundaries of workspace.
- (3) Absence of local extrema corresponding to undesired equilibria in the resulting vector field.

Property (1) is not difficult; it is often satisfied by having the field shrink to $-\infty$ at the goal. Property (2) ensures obstacle avoidance (provided that the vehicle is capable of following the vector field. Property (3) guarantees that vehicles will not come to rest at a location other than the goal state. Koditschek and Rimon showed by topological arguments in [9] that a vector field in a workspace with m obstacles will contain at least m extra equilibria, and that through careful formulation one can guarantee that these equilibria will be saddle points. This means that a robot following the gradient will reach the goal state from any initial condition excepting a set of measure zero corresponding to the regions of attraction of the saddle points.

One method for ensuring that an artificial potential field contains no local extrema is to formulate it as a *harmonic function*:

Definition 2.1 (Harmonic function [2]). A complex-valued function $\phi : \mathbb{R}^n \rightarrow \mathbb{C}$ which is continuous and twice differentiable on an open, nonempty subset Ω of \mathbb{R}^n and which satisfies Laplace’s equation,

$$\nabla^2 \phi \triangleq \frac{\partial^2 \phi}{\partial x_1^2} + \frac{\partial^2 \phi}{\partial x_2^2} + \dots + \frac{\partial^2 \phi}{\partial x_n^2} = 0,$$

is called a *harmonic function* on Ω .

Theorem 2.1 (Maximum Principle [2]). Suppose ϕ is real-valued and harmonic on a connected subset Ω of \mathbb{R}^n and has a maximum or minimum in Ω . Then ϕ is constant.

Corollary 2.1. Suppose Ω is bounded and ϕ is a continuous, non-constant, real-valued function on $\bar{\Omega}$ that is harmonic on Ω . Then ϕ has no local extrema in Ω .

2.2 Complex Functions

The machinery of complex variables provides a convenient method for synthesizing harmonic functions in two dimensions which will be useful in the following sections. The following definitions and theorems are all from [11], and proofs can be found there or in [14].

A function $f : \mathbb{C} \rightarrow \mathbb{C}$ of the complex variable $z = x + iy$ which is finite and single-valued within a closed contour C and which has a single-valued finite differential coefficient with respect to z within C is said to be *holomorphic*. If the function $f(z)$ is taken to be $\phi(x, y) + i\psi(x, y)$, the following conditions are necessary and sufficient for $f(z)$ to be holomorphic:

- (1) $\frac{\partial f}{\partial \bar{z}} = 0$ within C .
- (2) All of the partial derivatives $\frac{\partial \phi}{\partial x}, \frac{\partial \phi}{\partial y}, \frac{\partial \psi}{\partial x}, \frac{\partial \psi}{\partial y}$ are continuous.

Theorem 2.2 (Cauchy-Riemann equations). Let $f(z) = \phi(x, y) + i\psi(x, y) = \phi + i\psi$, where $\phi, \psi : \mathbb{R}^2 \rightarrow \mathbb{R}$. Suppose $\frac{\partial f}{\partial \bar{z}} = 0$. Then

$$\frac{\partial \phi}{\partial x} = \frac{\partial \psi}{\partial y}, \quad \frac{\partial \psi}{\partial x} = -\frac{\partial \phi}{\partial y}.$$

These are known as the Cauchy-Riemann equations.

The real and imaginary parts of a holomorphic function of z are called *conjugate functions*. For example, ϕ and ψ in Theorem 2.2 above are conjugate functions.

Theorem 2.3 (Solutions to Laplace's Equation). Conjugate functions are solutions to Laplace's equation.

2.3 Stream Functions

The following definitions and theorems are again taken from [11].

Incompressible, inviscid, irrotational fluid flow can be described in terms of potential functions in which the flow is always along the gradient of the fluid potential. A *stream function* is a more general function which describes incompressible flow which may be viscous and/or rotational in which the flow is along the level curves of the function, i.e. the level curves are the *streamlines* of the flow:

Definition 2.2 (Stream Function). A stream function ψ gives the components u, v of fluid velocity in the xy plane by

$$u = -\frac{\partial \psi}{\partial y}, \quad v = \frac{\partial \psi}{\partial x}.$$

$\nabla^2 \psi$ describes the vorticity of the flow. If the flow is irrotational in a region W , $\nabla^2 \psi = 0$, ψ is a harmonic function on W , and the potential function ϕ exists [11].

Definition 2.3 (Complex Potential). The *complex potential* w of an irrotational two-dimensional flow of an inviscid liquid is defined by

$$w = \phi + i\psi,$$

where ϕ and ψ are the potential and stream functions defining the flow. Equating the velocity components gives

$$\frac{\partial \phi}{\partial x} = \frac{\partial \psi}{\partial y}, \quad \frac{\partial \phi}{\partial y} = -\frac{\partial \psi}{\partial x},$$

which are exactly the Cauchy-Riemann equations. Thus we see that w is a holomorphic function of $z = x + iy$ in any region where ϕ and ψ are single-valued. Conversely, we can assume for w any holomorphic function of z and the real and imaginary parts give the potential and stream functions for a possible flow satisfying Laplace's equation.

The insertion of an obstacle into a flow introduces the boundary condition that the flow be tangent to the surface. Because ψ is constant along a streamline, this is equivalent to the condition that the stream function must be constant on an obstacle's surface. The problem of enforcing the tangent boundary condition then becomes one of ensuring that the complex potential has constant imaginary part on the obstacle boundary. The following theorem is taken from [11] and adapted for arbitrary obstacle locations:

Theorem 2.4 (Circle Theorem). Let there be irrotational two-dimensional flow of incompressible inviscid fluid in the z -plane. Let there be no rigid boundaries and let the complex potential of the flow be $f(z)$, where the singularities of $f(z)$ are all at a distance greater than a from the point b . If a circular cylinder, typified by its cross-section the circle $C, |z - b| = a$, is introduced into the flow, the complex potential becomes

$$w = \phi + i\psi = f(z) + \bar{f}\left(\frac{a^2}{z - b} + \bar{b}\right).$$

Proof. On the circle, $|z - b| = a$. Thus w reduces to

$$w = f(z) + \bar{f}(\bar{z})$$

which is purely real and therefore $\psi = 0$ and C is a streamline.

The new complex potential w is the sum of holomorphic functions and thus is itself holomorphic, so the conjugate functions ϕ and ψ satisfy Laplace's equation. If a point z is outside C , the point $\frac{a^2}{z - b} + \bar{b}$ is inside C , and vice-versa. Since all the singularities of $f(z)$ are by hypothesis exterior to C , all the singularities of $\bar{f}(\frac{a^2}{z - b} + \bar{b})$ are interior to C . Thus w has exactly the same singularities as $f(z)$ and all conditions are satisfied. \square

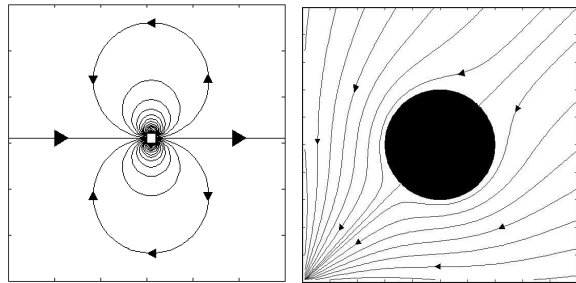
3 AVOIDANCE OF A STATIONARY OBSTACLE

The Circle Theorem allows the stream function for a vehicle to be composed of primitives which describe different vehicle behaviors. The most useful primitives for robot navigation are the sink, $f_s(z)$, and the vortex, $f_v(z)$:

$$f_s(z) = -C \ln(z), \quad f_v(z) = C i \ln(z),$$

where $C \in \mathbb{R}^+$ is the strength of the singularity associated with the primitive, which is assumed without loss of generality to be located at the origin. In the case of a sink flow of strength C into which a single, stationary obstacle of radius a is placed at $(x, y) = (b_x, b_y)$ and letting $b = b_x + ib_y$, applying the Circle Theorem gives the complex potential

$$w = -C \ln(z) - C \ln\left(\frac{a^2}{z - b} + \bar{b}\right).$$



(a) Doublet streamlines (b) Obstacle avoidance

Figure 2: Obstacle avoidance streamlines.

The imaginary component of this complex potential is the stream function for the flow

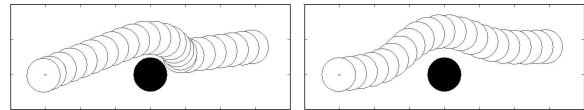
$$\psi = -C \tan^{-1} \left(\frac{y}{x} \right) + C \tan^{-1} \left(\frac{\frac{a^2(y-b_y)}{(x-b_x)^2+(y-b_y)^2} + b_y}{\frac{a^2(x-b_x)}{(x-b_x)^2+(y-b_y)^2} + b_x} \right).$$

Note that on the surface of the obstacle $(x - b_x)^2 + (y - b_y)^2 = a^2$ and thus $\psi = 0$, verifying that the flow is tangent to the surface. Differentiating using the definition of the stream function above yields the components u and v of the flow velocity. In practice, the constant C is arbitrary and the velocity is normalized to respect vehicle dynamics while preserving its direction.

The object created upon application of the Circle Theorem is called a *doublet* and is essentially the limit as a singular source (defined as a sink, above, but with $-C$ replaced by C) and sink are brought together. Fig. 2(a) depicts the streamlines (level curves of the stream function) of a doublet alone. The important effect of this composition is that, in contrast to the objects created by most other potential field methods, the doublet carries with it the notion of an orientation. The effect of the doublet depends not only on the vehicle's position relative to it, but also upon where the vehicle is going. This helps to produce the smooth paths observed when using this method, and also tends to produce commands in the direction which one would intuitively guess to be "correct" to gently veer around an obstacle.

Fig. 2(b) depicts the streamlines obtained from the Circle Theorem for a sink flow with an obstacle. Note that the paths generated by following the streamlines tend to be smooth due to the tangent boundary condition; i.e. they appear at least qualitatively to be well-suited to the dynamics of an aircraft-like vehicle. Fig. 3 compares simulations of the paths a fully-actuated vehicle with $\ddot{\vec{x}} = \vec{v}$ dynamics would follow given a potential function following the formulation of [9] and one generated by the method presented here for the same initial conditions, obstacle location, and goal position.

All of the above statements apply exactly only to the



(a) Potential field (b) Stream function

Figure 3: Comparison of obstacle avoidance approaches.

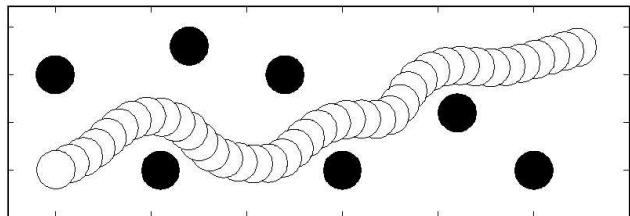


Figure 4: Multiple obstacle avoidance.

case of a single obstacle. However, in a simple flow such as a sink (or source) or vortex flow, the influence of an obstacle falls off with the square of the distance to the obstacle. When multiple obstacles are present, treating each obstacle separately by the above methods has been quite successful in both simulation and experiment as long as the obstacles are not nearly touching one another. Fig. 4 depicts simulation results for a vehicle negotiating a group of obstacles. Work is in progress to determine more precisely how accurate this approximation is, and a method by which these results can be applied exactly to the case of multiple obstacles is proposed in Section 6.

4 MOVING OBSTACLES

If the obstacles to be avoided are moving, simply using a snapshot of the configuration space at each instant in time to calculate a quasi-static potential field will be insufficient to guarantee obstacle avoidance. This can be seen by imagining that the vehicle is infinitesimally close to the leading edge of a moving obstacle at a particular instant. A navigation function is guaranteed to be exterior directed (or at least tangent, in the case of stream functions) on the boundary, but does not guarantee that it will produce a vehicle motion which will be fast enough (ignoring actuator constraints) to stay ahead of the obstacle. Furthermore, a quasi-static potential function may also generate undesirable behavior even if obstacle avoidance is successful in that it may direct a vehicle to pass in front of an obstacle rather than behind it. Both of these issues can be dealt with by a change of reference frame in which the condition for obstacle avoidance becomes that the vector field must be exterior (or tangent) directed on the boundary of the obstacle *in the rest frame of the obstacle*. Stream functions offer a convenient method for handling this condition.

Theorem 4.1 (Stream Function for a Moving Obstacle). *Consider a circular obstacle in an arbitrary irrotational two-dimensional flow of incompressible inviscid fluid with*

complex potential $f(z)$ as in the Circle Theorem above. Let the obstacle be moving at constant velocity $\vec{v}_0 = v_x + iv_y$. The complex potential for the flow about the obstacle is given by

$$w(z) = w_s(z) - v_x \left(\frac{a^2}{z-b} + \bar{b} \right) - iv_y \left(\frac{a^2}{z-b} + \bar{b} \right),$$

where w_s is the static stream function that would be derived if the obstacle were not moving.

Proof. Performing a Galilean transformation into the reference frame of the obstacle superimposes $-\vec{v}_0$ on the velocity field given by $w(z)$. The complex potential for this uniform flow is $g(z) = -v_x z + iv_y z$, so the complex potential in this reference frame is given by

$$\begin{aligned} w'(z) &= w_s(z) - v_x z + iv_y z \\ &\quad - v_x \left(\frac{a^2}{z-b} + \bar{b} \right) - iv_y \left(\frac{a^2}{z-b} + \bar{b} \right) \\ &= f(z) + \bar{f} \left(\frac{a^2}{z-b} + \bar{b} \right) \\ &\quad + g(z) + \bar{g} \left(\frac{a^2}{z-b} + \bar{b} \right), \end{aligned}$$

which is the result given by applying the Circle Theorem to the flow in the rest frame of the obstacle. Thus the vector field is tangent to the obstacle boundary in the reference frame of the obstacle and a vehicle following the vector field will not hit the obstacle. \square

The result of the above theorem is to add an additional doublet which describes how the vehicle should pass around the moving obstacle. Note that in contrast to the sink strength discussed above, the strength of this doublet is *not* arbitrary; it is that required to avoid the moving obstacle and it is set by the magnitude of the obstacle's velocity.

Fig. 5 depicts simulation results for goal seeking with and without the additional dynamic component of the stream function in place. The vehicle is depicted as a series of outlined circles representing equal time steps, and

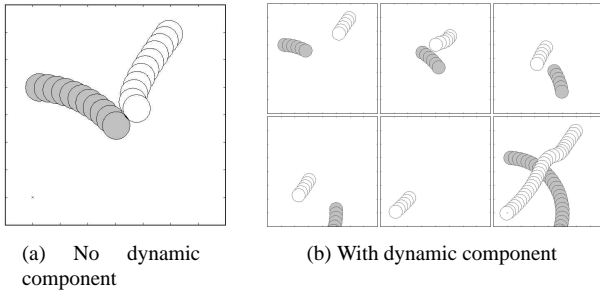


Figure 5: Moving obstacle avoidance. Vehicle (open circle) attempts to travel to destination marked 'x' while avoiding moving obstacle (shaded circle). Obstacle follows a set circular trajectory.



Figure 6: RoboFlag testbed.

the obstacle is depicted as solid circles at the same set of times. The obstacle is moving on a circular trajectory at a constant speed equal to the maximum speed of the vehicle. In Fig. 5(a) the vehicle attempts unsuccessfully to pass in front of the obstacle and a collision takes place. In Fig. 5(b), the vehicle successfully avoids the obstacle by passing behind it.

5 EXPERIMENTAL RESULTS

Stream function-based navigation has been implemented on Cornell University's RoboFlag/RoboCup testbed [5], shown in Fig. 6. The RoboFlag vehicles are omni-directional and capable of following nearly arbitrary trajectories, and so are an ideal testbed for the initial implementation of these concepts. Furthermore, the input to the low-level controllers on the vehicles is the desired velocity, so stream functions are particularly suited to generating the control inputs.

The current experimental implementation requires the velocity obtained from the stream function to be normalized to suit the dynamics of the vehicle as well as the desired speed range. In the case of static obstacle avoidance, the simple dynamics of the RoboFlag vehicles allows them to travel at nearly their maximum speed all of the time, so the normalization simply retained the direction of the stream function-commanded velocity and set the velocity to this maximum. When the obstacles were moving, however, a different approach was necessary. The equations from Section 4 separate into two independent components: one due to the external flow and static obstacle configuration, and one due to the motion of the obstacle. As discussed above, the magnitude of the velocity due to the static configuration and goal is arbitrary prior to normalization, but the magnitude of the velocity due to the obstacle motion has physical meaning. Hence, when normalizing commands to satisfy actuator constraints, the dynamic component was entirely satisfied and any remaining actuator authority was devoted to the static component. Obstacle avoidance was guaranteed because the external flow was given the maximum strength possible that would allow the vehicle to preserve the intended direction of travel. That is, the normalization was given by maximizing the

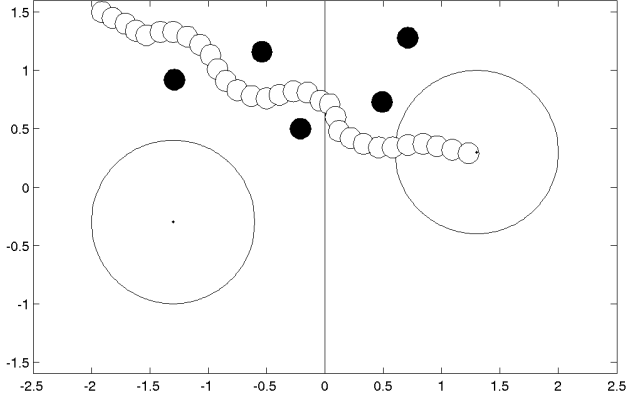


Figure 7: Multiple obstacle avoidance – RoboFlag experimental results. Vehicle (open circles) travels from home zone in top left of figure to capture flag (black dot) in opponents flag zone while avoiding stationary obstacles (filled circles). Time span is approximately 10s, with 0.3s between frames.

sink strength C with the constraints

$$\left| C \frac{\vec{v}_s}{|\vec{v}_s|} + \vec{v}_d \right| \leq v_{\max}, \quad |\dot{\vec{v}}| \leq a_{\max},$$

where \vec{v}_s and \vec{v}_d are the static and dynamic velocity components and v_{\max} and a_{\max} are the maximum speed and acceleration constraints on vehicle motion.

Several maneuvers were performed at a maximum speed of 0.6 m/s. The first maneuver was a “capture the flag” exercise. Using sink stream functions, the vehicle was commanded to start out at a home location, travel about 4 meters to a point and stop there, then return to the initial location, all while avoiding stationary obstacles placed randomly on the field. The vehicle was consistently able to perform this maneuver without coming into contact with the obstacles as long as the obstacle configuration was relatively sparse, e.g. about four obstacles in the path from home to goal. Fig. 7 depicts one such test run spanning 10 seconds. During this run the proposed correction to make multiple obstacle avoidance exact described in Section 6 was in place.

The second maneuver tested was an orbit/defend maneuver. The vehicle was commanded to circle a particular point at a 1-meter radius. Control of the radius was implemented via source/sink flows at the orbit center, and the orbit itself was implemented using a vortex. Obstacle avoidance was again demonstrated in this maneuver. Multiple vehicles were able to perform this maneuver together, spacing themselves equally about the circle by monitoring the positions of the other vehicles and adjusting their own maximum speed to compensate.

The third maneuver tested was avoidance of moving obstacles. Three vehicles were commanded to circle the destination of a flag-capturing robot without avoiding obstacles. The “capture the flag” maneuver was then run both with and without the dynamic component of the stream function present. Performance without the dynamic component was

very poor — unless the vehicle happened to be approaching the goal at exactly the right time, it would collide with one of the passively moving “defenders,” often because the static stream function commanded it to try to pass in front of the moving obstacle. The introduction of the dynamic stream function improved performance dramatically. With this component in place, the attacker could generally capture the flag and return without collision, following a path that would take it behind a defender when necessary rather than trying to hook around in front.

In all demonstrations the effects of having multiple rather than a single obstacle seemed to be negligible as long as the obstacles were at least one obstacle diameter apart. Demonstrations of all maneuvers in simulation were much more successful at dealing with higher obstacle densities; high latency in the system (on the order of 500 ms) was the likely cause for this discrepancy. Movies of the experiments described above are available online at <http://www.cds.caltech.edu/~waydo/streammovies/streammovies.html>

6 POTENTIAL EXTENSIONS

The current focus of this work is to improve the treatment of multiple obstacles. Attempts to solve Laplace’s equation analytically with the multiple obstacle boundary condition have not been fruitful, but another approach which involves interpolating between the single-obstacle cases may be of use in the most important case, that of a goal-seeking (sink) flow. First it is necessary to re-examine the velocity field in a sink flow with obstacle in a bit more detail.

Differentiating the stream function given above for a single (circular) obstacle in a sink flow above gives the x and y components u and v of the flow velocity (omitted here for space reasons, see [14] for details). Let r_o be the distance from the point (x, y) to the center of an obstacle located at (b_x, b_y) , i.e. $r_o^2 = (x - b_x)^2 + (y - b_y)^2$. Let a be the obstacle radius.

Theorem 6.1. *The velocity field resulting from a circular obstacle being placed in a sink flow always has a non-zero component directed toward the origin outside the obstacle (i.e. when $r_o > a$).*

Proof. The component of the velocity field due to the sink is always directed toward the origin and has magnitude $(x^2 + y^2)^{-\frac{1}{2}}$. Hence, it is sufficient to show that the magnitude of the velocity due to the doublet is always smaller than this when $r_o > a$.

Because of symmetry we can set $b_y = 0$ and $b_x > 0$ without loss of generality (Note that because the obstacle may not overlap the goal point $b_x > a$). With this substitution and after some algebra the magnitude of the velocity

due to the doublet becomes

$$|\vec{v}_d| = \left(\frac{a}{r_o}\right)^2 \frac{1}{\sqrt{a^2 + b_x^2 \left(\frac{r_o}{a}\right)^2 + 2xb_x - 2b_x^2}}.$$

Since $a/r_o < 1$ outside the obstacle it is now sufficient to show that $a^2 + b_x^2(r_o/a)^2 + 2xb_x - 2b_x^2 > x^2 + y^2$. We do so by contradiction.

$$\begin{aligned} a^2 + \left(\frac{r_o}{a}\right)^2 b_x^2 + 2xb_x - 2b_x^2 &\leq x^2 + y^2 \\ a^2 + \left(\frac{r_o}{a}\right)^2 b_x^2 - b_x^2 &\leq x^2 - 2xb_x + b_x^2 + y^2 \\ a^2 + \left(\frac{r_o}{a}\right)^2 b_x^2 - b_x^2 &\leq r_o^2 \\ \left(\frac{r_o}{a}\right)^2 \left[\left(\frac{b_x}{a}\right)^2 - 1 \right] &\leq \left(\frac{b_x}{a}\right)^2 - 1 \\ \left(\frac{r_o}{a}\right)^2 &\leq 1, \end{aligned}$$

which violates the condition that $a/r_o < 1$. \square

This fact allows us to interpolate between the single obstacle cases without generating new equilibria. Let the configuration space contain m obstacles, with the i th obstacle, $i = 1, \dots, m$, having radius a_i and location (b_{xi}, b_{yi}) . Let u_i and v_i denote the x and y velocity components that would exist for a sink flow about obstacle i on its own. Define m distance functions $d_i : \mathbb{R}^2 \rightarrow \mathbb{R}$,

$$d_i = \sqrt{(x^2 - b_{xi}^2)^2 + (y^2 - b_{yi}^2)^2} - a_i,$$

which is the distance from the point (x, y) to the boundary of the i th obstacle. Finally, define interpolation functions on the d_i 's as $\alpha_i : \mathbb{R}^m \rightarrow [0, 1]$ with the following constraints:

$$\begin{aligned} \alpha_i &= 0 \text{ when } d_j = 0 \forall j \neq i \\ \alpha_i &= 1 \text{ when } d_i = 0 \\ \alpha_i &\in (0, 1) \text{ when } d_k > 0 \forall k, \end{aligned}$$

where $i, j, k \in [1, 2, \dots, m]$. One such function is

$$\alpha_i = \prod_{j \neq i} \frac{d_j}{d_i + d_j}.$$

The proposed form of the final velocity field is

$$u = \sum_i \alpha_i u_i, \quad v = \sum_i \alpha_i v_i.$$

This interpolation guarantees that on an obstacle surface the vector field will be exactly that which would have existed in the presence of that obstacle alone; thus it guarantees obstacle avoidance as above. Because it is no longer the gradient of a harmonic function, the velocity field is no longer guaranteed by the previous proofs to have no spurious equilibria and a new proof is required.

Theorem 6.2. *The above velocity field will contain no undesired equilibria.*

Proof. Because the flow field due to each obstacle always contains a positive component toward the origin (goal), the linear combination of the flow fields given above (noting that $\alpha_i > 0 \forall i$) will also always contain such a component. Thus the velocity is never exactly zero and the field has no local equilibria. \square

7 SUMMARY AND FUTURE WORK

This paper has presented a method for composing local-extrema free potential fields for vehicle guidance using stream functions. These functions provide avoidance of moving obstacles while allowing flexibility in designing the overarching vehicle behavior. While the results presented above apply exactly only to the case of a single obstacle, a promising method for treating multiple obstacles exactly has been found. Future work will focus on several key areas outlined below.

An important extension needed to fully exploit the possible applications of stream functions will be that to a three-dimensional workspace. The complex potential approach is inherently two-dimensional and will not extend readily to this case. Two possibilities arise here. It may be that suitable three-dimensional problems can be posed as multiple lower-dimensional problems to be solved simultaneously. For example, altitude control of an aircraft may be performed as a separate function from navigation in the plane and the planar navigation problem solved via the above methods. Also, because complex functions are only used as part of the synthesis and analysis problems and do not show up in the final stream function, there may be extensions of the above results to three dimensions obtainable without the complex machinery.

While the paths generated by the stream function method appear *more likely* to be suited to vehicles such as aircraft than those produced by other means, there is no explicit consideration of vehicle dynamics in the above formulations. The guarantees of obstacle avoidance rest on the assumption that the vehicle follows exactly the streamlines of the flow. Other methods, for example that followed by Koditschek and Rimon in [9], do provide guaranteed obstacle avoidance for actuator-limited vehicles by bounding the system energy (including that of the artificial potential). Such proofs, however, rely on the vehicle's ability to produce force in any direction and the resulting trajectories may not be feasible for aircraft-like vehicles. Another area for future research is to develop a quantitative understanding of the motion described by stream functions and how vehicle dynamics including under-actuation and minimum speed requirements might be incorporated into synthesis.

In addition to the above questions regarding the current theory, future work will focus on handling multiple vehi-

cle formations in the stream function framework. It may be that “flexible” formation flight and obstacle avoidance can be incorporated together by having vehicles act as if they are part of a viscous “blob” suspended in an inviscid fluid; this may be an adaptation of the virtual leader method as in [13]. It is hoped that this type of approach will naturally lead to formations that adapt themselves to the environment; for example, a circular formation may become longer and narrower as it passes between obstacles.

Several experimental thrusts are planned for the near future as well. More tests on the RoboFlag testbed are being planned to examine the effects of further advances in theory on system performance and to begin to explore multi-vehicle control using stream functions. Longer term testing plans include implementing stream function-based control on the Caltech Multi-Vehicle Wireless Testbed (MVWT) [4]. The vehicles associated with this testbed rest on omnidirectional casters and are powered by two fixed ducted fans; thus, they have the aircraft-like dynamics that this theory was developed to address.

8 ACKNOWLEDGMENTS

Work described in this paper was supported in part by the Defense Advance Research Projects Agency under cooperative agreement F30602-01-2-0577 with the Air Force Research Laboratory, Information Directorate, with Lt Col Sharon Heise, PhD as the Program Manager, and Mr. Carl DeFranco from AFRL Rome Laboratory as Technical Agent. Additional support for Stephen Waydo was provided by the Fannie and John Hertz Foundation. We also thank Mark Campbell (project PI), Raffaello D’Andrea, and Michael Babish at Cornell University for providing programmatic support and the RoboFlag testbed.

REFERENCES

- [1] S. Akishita, S. Kawamura, and T. Hisanobu. “Velocity potential approach to path planning for avoiding moving obstacles”. *Advanced Robotics*, 7(5):463–478, 1993.
- [2] S. Axler, P. Bourdon, and W. Ramey. *Harmonic Function Theory*, pages 1–9. Springer, 2nd edition, 2001.
- [3] C. I. Connolly and R. A. Grupen. “On the applications of harmonic functions to robotics”. *Journal of Robotic Systems*, 10(5):931–946, 1993.
- [4] L. Cremean, W. Dunbar, D. van Gogh, J. Hickey, E. Klavins, J. Meltzer, and R. M. Murray. “The Caltech Multi-Vehicle Wireless Testbed”. In *Proc. of the Conference on Decision and Control*, 2002.
- [5] R. D’Andrea, M. Babish, J.-W. Lee, and A. Klochko. “The RoboFlag test-bed”. In *To appear: Proc. of the American Control Conference*, 2003.
- [6] S. A. Heise. “Mixed Initiative Control of Autoteams”. *Online*: <http://dtsn.darpa.mil/ixo/mica.asp>.
- [7] O. Khatib. “Real-time obstacle avoidance for manipulators and mobile robots”. *International Journal of Robotics Research*, 5(1):90–98, 1986.
- [8] J.-O. Kim and P. K. Khosla. “Real-time obstacle avoidance using harmonic potential functions”. *IEEE Trans. on Robotics and Automation*, 8(3):338–349, 1992.
- [9] D. E. Koditschek and E. Rimon. “Robot navigation functions on manifolds with boundary”. *Advances in Applied Mathematics*, 11:412–442, 1990.
- [10] S. A. Masoud and A. A. Masoud. “Constrained motion control using vector potential fields”. *IEEE Trans. on Systems, Man, and Cybernetics*, 30(3):251–272, May 2000.
- [11] L. Milne-Thomson. *Theoretical Hydrodynamics*. Dover Publications, Inc., 5th edition, 1996.
- [12] R. M. Murray, editor. *Control in an Information Rich World*, pages 54–55. SIAM, 2003. (to appear). *Available online*: <http://www.cds.caltech.edu/~murray/cdspanel>.
- [13] P. Ögren, E. Fiorelli, and N. E. Leonard. “Formations with a mission: Stable coordination of vehicle group maneuvers”. In *Proc. Symposium on Mathematical Theory of Networks and Systems*, 2002.
- [14] S. Waydo. “Vehicle motion planning using stream functions”. CDS Technical Report 2003-001, California Institute of Technology, 2003. *Available online*: <http://caltechcdstr.library.caltech.edu/>.