

Lawrence Berkeley National Laboratory

Recent Work

Title

VIBRATIONAL FREQUENCIES OF THE HCCN MOLECULE. A NEAR DEGENERACY BETWEEN BENT CYANOCARBENE AND LINEAR ALLENE-RELATED GEOMETRIES

Permalink

<https://escholarship.org/uc/item/728820x9>

Author

Kim, K.S.

Publication Date

1982-07-01



Lawrence Berkeley Laboratory

UNIVERSITY OF CALIFORNIA

RECEIVED
LAWRENCE
BERKELEY LABORATORY

Materials & Molecular Research Division

JAN 11 1983

LIBRARY AND
DOCUMENTS SECTION


Submitted to the Journal of the American Chemical Society

VIBRATIONAL FREQUENCIES OF THE HCCN MOLECULE. A
NEAR DEGENERACY BETWEEN BENT CYANOCARBENE AND
LINEAR ALLENE-RELATED GEOMETRIES.

Kwang S. Kim, Henry F. Schaefer III, Leo Radom,
John A. Pople, and J. Stephen Binkley

July 1982

TWO-WEEK LOAN COPY
*This is a Library Circulating Copy
which may be borrowed for two weeks.
For a personal retention copy, call
Tech. Info. Division, Ext. 6782.*



LBL-15166
e.2

DISCLAIMER

This document was prepared as an account of work sponsored by the United States Government. While this document is believed to contain correct information, neither the United States Government nor any agency thereof, nor the Regents of the University of California, nor any of their employees, makes any warranty, express or implied, or assumes any legal responsibility for the accuracy, completeness, or usefulness of any information, apparatus, product, or process disclosed, or represents that its use would not infringe privately owned rights. Reference herein to any specific commercial product, process, or service by its trade name, trademark, manufacturer, or otherwise, does not necessarily constitute or imply its endorsement, recommendation, or favoring by the United States Government or any agency thereof, or the Regents of the University of California. The views and opinions of authors expressed herein do not necessarily state or reflect those of the United States Government or any agency thereof or the Regents of the University of California.

Vibrational Frequencies of the HCCN Molecule. A Near Degeneracy
Between Bent Cyanocarbene and Linear Allene-Related Geometries.

Kwang S. Kim and Henry F. Schaefer III

Department of Chemistry and Lawrence Berkeley Laboratory
University of California
Berkeley, California 94720
U.S.A.

and

Leo Radom
Research School of Chemistry
Australian National University
Canberra, A.C.T. 2600
Australia

and

John A. Pople
Department of Chemistry
Carnegie-Mellon University
Pittsburgh, Pennsylvania 15213
U.S.A.

and

J. Stephen Binkley
Theoretical Division
Sandia Laboratory
Livermore, California 94550
U.S.A.

Abstract

The geometrical structure and vibrational frequencies of the ground triplet electronic state of HCCN have been examined at a wide range of levels of ab initio electronic structure theory. The potential energy surface for HCC bending is very flat for HCCN owing to a competition between linear allene $\overset{\cdot}{\text{H}}\overset{\cdot}{\text{C}}=\overset{\cdot}{\text{C}}=\overset{\cdot}{\text{N}}$ and bent carbene $\overset{\cdot\cdot}{\text{H}}\overset{\cdot\cdot}{\text{C}}\equiv\overset{\cdot\cdot}{\text{N}}$ valence structures. Evidence is presented that both the restricted Hartree-Fock (RHF) and unrestricted Hartree-Fock (UHF) methods treat this potential surface in an uneven manner. When the effects of electron correlation are included, however, RHF- and UHF-based methods converge to a similar set of structural and energetic predictions. The most reliable levels of theory suggests that HCCN is a quasilinear molecule, with $\theta_e(\text{HCC}) \sim 135^\circ$ and a barrier to linearity of only about two kcal/mole.

I. Introduction

During the 1960's, which might be called the formative years of carbene chemistry, the parent methylene or CH₂ molecule was thought to be linear in its triplet electronic ground state.¹ Since only for CH₂ among carbenes was a quantitative triplet equilibrium geometry available, it was widely assumed (and experiments interpreted on this basis) that other triplet carbenes were likewise linear with respect to their R \dot{C} R angles.² Accordingly, when it became recognized³⁻⁵ that triplet CH₂ is bent (with $\theta(\text{HCH}) \sim 132^\circ$ from the best current theory), it was accepted by experimentalists that most other triplet carbenes are also bent. Quite resistant to this flow of argument, however, has been the cyanocarbene molecule, the name of which is only appropriate if the molecule is qualitatively described by the valence structure



The problem, recognized first by Dendramis and Leroi,⁶ is that of the possible existence of a nearly degenerate triplet allene-like structure



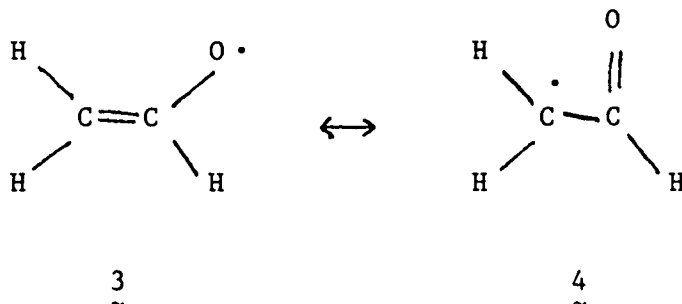
which would be expected to be linear. If HCCN is a carbene, then it surely is bent, but the possibility that an allene-related structure 2 could lie lower in energy introduces considerable uncertainty concerning the structure of HCCN.

The first experimental studies of the HCCN triplet ground state were made via electron paramagnetic resonance (EPR) techniques.⁷⁻⁹ These results were interpreted in terms of a linear carbene model, as was considered natural^{1,2} during the 1960's. However, in their landmark 1970 EPR study of CH₂ (declaring a substantially bent triplet ground state), Wasserman, Yager, and Kuck⁵ comment briefly on HCCN. They note first that the nonlinearity of CH₂ might well be expected to carry over to cyanocarbene. This introduction notwithstanding, Wasserman states⁵ that "the attempts we have made to examine H \dot{C} CN in a variety of matrices at 4°K have only given spectra corresponding to E (zero field splitting parameter) = 0 thus supporting the linear form." In assessing these EPR data, Dendramis and Leroi⁶ note that matrices may impose barriers to rotation, and the inability to detect rotation does not necessarily mean that the molecule must be linear. Hyperfine structural data, not yet available for HCCN, are necessary before a definitive pronouncement about the geometry can be made.

The most detailed experimental data available for HCCN come from the matrix isolation infrared study of Dendramis and Leroi.⁶ They assigned five fundamental frequencies for DCCN and four each for HCCN, HC¹³CN, and HCC¹⁵N. Dendramis and Leroi (DL) state specifically that their failure to observe more than five vibrational fundamentals does not prove the linearity of HCCN. However, they do eventually conclude that the molecule is linear (with the allene-like structure 2) on the basis of their normal coordinate analysis. For example, the observed frequency at 1735 cm⁻¹ is far from the C \equiv N stretching frequency¹⁰ of 2129 cm⁻¹ in the prototype HCN, and no other observed

fundamental comes close to the anticipated $C\equiv N$ stretch. In addition DL state that the low value (458 cm^{-1}) of the frequency assigned as a CCH bend is far below the values ($\geq 750\text{ cm}^{-1}$) normally associated with the CCH bend in nonlinear molecules.

We have previously noted¹¹ that the most reliable existing theoretical results suggest the bent cyanocarbene 1 lies ~ 4 kcal below the linear structure, which has considerable resemblance to the allene-like 2. Here, we move on to make a much more direct comparison with the experiments of Dendramis and Leroi,⁶ by presenting ab initio predictions of the harmonic vibrational frequencies. Moreover, the level of theory used here is significantly higher than in previous work.¹¹⁻¹⁴ This seems particularly appropriate in light of the recent study by Dupuis, Wendoloski, and Lester¹⁵ of the CH_2CHO radical. The problem pointed out by Dupuis is the near degeneracy of two bond-shifted isomers



the vinoxy radical 3 and the formylmethyl radical 4. The relation between 3 and 4 is clearly related to that between cyanocarbene 1 and its allene-like isomer 2, and Dupuis shows that the former energy difference is very sensitive to the level of theory employed. Borden and Davidson¹⁶ have discussed this case and others in which radical

and diradical bond-switched isomers are nearly degenerate and likewise conclude that a high level of theory is required to resolve such issues. In this theoretical context (even without considering the very rich experimental background for HCCN), it seems highly worthwhile to have at least one very detailed study of such a bond-switching isomerism.

II. The Restricted Hartree-Fock Approximation as a Starting Point

A. Theoretical Approach

Our previous research¹¹ on HCCN was carried out almost exclusively with a double zeta (DZ) basis set of contracted gaussian functions,¹⁷ Specifically the Huzinaga-Dunning^{18,19} C,N(9s 5p/4s 2p), H(4s/2s) basis was chosen. Both spin-restricted self-consistent-field (SCF) and configuration interaction (CI) treatments were carried out, the latter involving all Hartree-Fock interacting²⁰ valence electron single and double excitations. In the CI treatment the three occupied 1s-like core molecular orbitals were constrained to be doubly occupied in all configurations, and the three highest SCF virtual orbitals (also of 1s-like character for a DZ basis set) were deleted from the CI. Thus a total of 6338 $^3A''$ configurations were included in point group C_s . The results of this earlier study¹¹ are summarized in Table I.

Table I shows first of all that a number of structural assumptions were made at different stages of the previous work. In the present study, however, all geometrical parameters have been optimized simultaneously and, even more important, each stationary point has

been subjected to a harmonic vibrational analysis to determine its character.²¹ Two structural results of the previous study stand out:

- (a) the linear HCCN structure has C-C and C-N bonds more allene-like (see 2) than the bent structure,
- (b) correlation effects push both the linear and bent geometries toward the allene structure.

The above remarks notwithstanding, even the linear DZ CI structure is not entirely allene-like. For example, the C-N distance, 1.208 Å, is still closer to the triple bond in CH₃C≡N (1.157 Å)²² than to the double bond in H₂C = NH (1.273 Å),²³ Also, although the linear CI C-C bond distance (1.353 Å) is just that expected for a C=C double bond, it must be recognized that C-C single bonds adjacent to multiple bonds can be quite short. For example, the undisputed single C-C bond in cyanoacetylene²²



5

is very short, 1.382 Å. Comparable C-C single bond distances are observed²⁴ for cyanogen N≡C-C≡N and diacetylene HC≡C-C≡CH. In summary, the previous theoretical study¹¹ described the linear HCCN as allene-like but with a strong carbene contribution; and the bent HCCN as carbene-like with a strong allene contribution. In both cases it is clear that counterbalancing forces are at work and the final conclusion might be significantly changed at a higher level of theory.

A full double zeta plus polarization (DZ+P) basis set was used primarily in the present study. This means that to the above

described DZ basis were added d functions on the carbon and nitrogen nuclei and a set of p functions on the hydrogen atom. The gaussian orbital exponents took on the standard values¹⁷ $\alpha_d(\text{C}) = 0.75$, $\alpha_d(\text{N}) = 0.80$, $\alpha_p(\text{H}) = 1.0$. Thus the complete basis set includes 50 contracted gaussian functions and may be designated C,N(9s 5p 1d/4s 2p 1d), H(4s 1p/2s 1p). The CI including all single and double excitations (CISD) with this basis involves 22,519 ^3A configurations in point group C_s (planar) and 43,390 ^3A configurations in point group C_1 (no elements of symmetry other than the identity).

In this research we have also systematically used the Davidson correction²⁵ for higher than double excitations, namely unlinked clusters. This simple formula

$$\Delta E = (1 - c_0^2) \Delta E_{\text{SD}} \quad (1)$$

gives an approximation to the contribution ΔE to the correlation energy due to unlinked quadruple excitations. In Eq. (1), c_0 is the coefficient of the Hartree-Fock configuration in the CISD, and ΔE_{SD} is just the correlation energy due to single and double excitations. This ΔE has been appended to the CISD variational energies to predict both geometrical structures and harmonic vibrational frequencies for the linear and bent forms of HCCN.

In conclusion, the improvements in the scope and the level of theory presented here relative to that of reference 11 are

(a) the consistent determination of all geometrical parameters for the linear and bent HCCN at each of three distinct levels of theory;

- (b) the use of the larger DZ+P basis set throughout;
- (c) systematic application of Davidson's correction²⁵ to the CISD energies;
- (d) determination of harmonic vibrational frequencies for each stationary point at each level of theory.

B. Geometrical Structures

Although not the most significant aspect of the present research, the predicted molecular structures are in principle more reliable than those reported in earlier theoretical studies,¹¹⁻¹⁴ and are accordingly summarized in Figure 1. At every level of theory, the linear stationary point geometries are more allene-like and the bent structures more carbene-like. That is, the linear structures have shorter C-C distances, by 0.047 Å, 0.050 Å, and 0.010 Å respectively at the RHF, CISD, and Davidson corrected CISD levels of theory. Similarly the linear C-N distances are longer than the bent C-N distances by 0.005 Å, 0.010 Å and 0.015 Å for the three levels of theory. This is of course consistent with the qualitative idea of Harrison and Leroi^{6,12,14} that the linear structure is allene-like and the bent structure carbene-like. It should be noted, however, that the difference in the C-C bond distance nearly disappears at the highest level of theory. By the criteria discussed in the previous section, both linear and bent structures are intermediate between allene and carbene.

From a theoretical perspective, the most surprising result in

Figure 1 is the enormous change in the predicted C-C bond distance of the bent structure brought about by the appendage of the Davidson correction²⁵ to the CISD variational energies. This decrease of 0.053 Å was certainly unexpected²⁶ and indicates that the CISD description of the electronic structure is not entirely satisfactory. Even the increase of 0.015 Å in the C-N distance is somewhat greater in this regard than one feels comfortable with. The changes in bond angle, from 129.4° (RHF), to 134.0° (CISD) to 136.6° (Davidson corrected) show the same trend toward allene-like structures as the level of theory is improved. Although the final C-N distance of 1.189 Å might be considered a long triple bond, the C-C distance of 1.337 Å for the bent structure clearly reflects an element of C=C double bond character. This is true even when one takes into account the fact (mentioned earlier) that the C-C single bond distance in cyanoacetylene is only 1.382 Å. Note also that the very short carbon-carbon distance in bent HCCN could not be anticipated from the previous CI studies¹¹ using a DZ basis set, with which (see Table I) $r_e(\text{C-C}) = 1.400 \text{ Å}$ at the CISD level.

The structural predictions of Figure 1 may be compared with the structure used by Dendramis and Leroi in their normal coordinate calculations,⁶ namely $r(\text{CH}) = 1.07 \text{ Å}$, $r(\text{CC}) = 1.30 \text{ Å}$, $r(\text{CN}) = 1.23 \text{ Å}$. The most reliable theoretical linear structure has a CH distance 0.002 Å shorter, a CC distance 0.027 Å longer, and a CN distance 0.026 Å shorter. Thus one finds qualitative accord, although the Dendramis-Leroi structure is significantly more allene-like. It should be noted that the DL structure is not deduced from experiment, but is a hypothetical structure with bond lengths transferred from allene and NCN.

C. Relative Energies

The total and relative energies obtained in this research are summarized in Table II. There it is seen that at each of the three levels of theory, the bent structure of HCCN is predicted to lie lower in energy than the linear form. However, this energy difference decreases, from 10.9 kcal (RHF) to 5.1 kcal (CISD) to 3.2 kcal (Davidson corrected CISD) as the level of theory is improved. This energetic approach of the bent and linear structures parallels the approach of the bent and linear geometrical parameters as the theory moves toward completeness. Comparison of Tables I and II shows that the trend of electron correlation to reduce the RHF value of the bent-linear energy difference is independent of basis set, in that the DZ basis results¹¹ give the same qualitative prediction. The addition of polarization functions (DZ→DZ+P) actually increases the energy difference a bit, by 0.7 kcal at the RHF level and 0.8 kcal at the CISD level. One hopes that this bent-linear energy difference is stable (to within ~ 1 kcal) with respect to further extensions of the basis set. The simplest argument²⁷ would suggest that basis functions of higher angular momentum (additional d functions, f functions, etc., on the C and N atoms) would be slightly more important for the anisotropic bent HCCN than for the linear structure.

D. Vibrational Frequencies

Beginning with each of the six predicted stationary points, enough additional energies were calculated to determine all of the quadratic force constants. These results are compared with each other and with those deduced from experiment by Dendramis and Leroi.⁶

in Table III. It is to be emphasized that the theoretical and experimental force constants are not directly comparable. This is because the experimentally-based force constants represent a truncated fit to the HCCN potential energy hypersurface. That is, Dendramis and Leroi neglected all cubic, quartic, etc. force constants and then fit the quadratic force constants to give best agreement with the observed fundamentals. So, in a certain sense the force constants of Dendramis and Leroi are "effective" quadratic force constants. The theoretical force constants are of course imperfect as well, due to the incompleteness of the three levels of theory employed. However, the reported results are the precise quadratic force constants for the three theoretical potential surfaces in question.

Table III shows a similar contrast between theory and "experiment" as that found for the HCCN geometrical structure. The C-N stretching force constant ($16.3 \text{ m dyn}/\text{\AA}$) is much larger than the experimentally deduced value ($12.2 \text{ m dyn}/\text{\AA}$), indicating as before a stronger CN bond from theory. The linear HCCN structure, although not the theoretical equilibrium geometry, shows a CN stretching force constant ($13.4 \text{ m dyn}/\text{\AA}$) in much better agreement with Dendramis and Leroi.⁶ In an analogous fashion, the CC stretching force constant from theory ($6.2 \text{ m dyn}/\text{\AA}$) is less than that of Dendramis and Leroi ($7.5 \text{ m dyn}/\text{\AA}$); as before the linear structure gives an "improved" (relative to DL⁶) CC force constant, $6.6 \text{ m dyn}/\text{\AA}$. These results confirm the view that the structure deduced by DL from experiment is significantly more allene-like (and less carbene-like) than the best theoretical picture to date for HCCN.

Predicted harmonic vibrational frequencies are compared with the observed fundamentals in Table IV. Since Dendramis and Leroi report vibrational frequencies for four isotopic HCCN molecules, theoretical predictions have been made for the same four nuclear mass variations. Perhaps the first observation to be made is that the theoretical and observed frequencies fall in the same general pattern for all four isotopic molecules. This provides solid evidence that the differences between theory and experiment are genuine, and not the product of clerical error (in the case of theory) or misassignment (in the case of experiment). Since a systematic study of the reliability of harmonic vibrational frequencies at the DZ+P SCF and DZ+P CISD levels of theory has recently appeared,²⁸ one has a good idea what sort of agreement to expect between theory and experiment. For the closed shell molecules HCN, H₂O, H₂CO, and CH₄ the DZ+P SCF and CI harmonic frequencies were an average 8.0% and 3.5% higher than the experimental harmonic frequencies. For HCCN of course the experimental harmonic frequencies are not known. However, harmonic vibrational frequencies tend to be of the order of 4% greater than the observed (anharmonic) frequencies.

The major discrepancy between theory and experiment occurs for the CN stretching frequency. The RHF, CI, and Davidson values for bent HCCN are 46%, 29% and 20% larger than the observed fundamental at 1735 cm⁻¹. Similar comparisons are found for the other isotopic molecules. Since the CI stretching frequency is in error by more than three times the expected deviation from experiment, something extraordinary seems to be indicated. For the parent cyanide HCN, for example, the DZ+P CI harmonic CN stretching frequency²⁸ is 2224 cm⁻¹

while the observed fundamental is at 2097 cm^{-1} . Possible explanations include the idea that anharmonicity effects (cubic and quartic force constants) may be much more important for HCCN than for more normal molecules. Should this be the case, of course, then DL's use of a quadratic force field to deduce the structure (and force constants) of HCCN is quite inappropriate. Another possibility is the idea that the argon matrix itself could result in large ($\sim 100 \text{ cm}^{-1}$) shifts in the vibrational frequencies relative to those expected for the gas-phase HCCN molecule.

A less serious problem may appear in the comparison between theory and experiment for the C-C stretching frequencies. This frequency is remarkably invariant to the level of theory applied (assuming the DZ+P basis is used) and is always $\sim 100 \text{ cm}^{-1}$ less than the observed fundamental at 1179 cm^{-1} . This of course is contrary to the usual finding that SCF and CISD frequencies are higher than the observed fundamentals.

The HCC harmonic bending frequencies are much larger than the observed fundamental at 458 cm^{-1} . However, the HCC bending is precisely the degree of freedom expected to be the most anharmonic, and thus the harmonic bending frequency should be much greater than the observed fundamental. As an example of a similar, very well characterized gas phase example, consider the lowest triplet state of formaldehyde. There the DZ+P RHF harmonic pyramidalization frequency²⁹ is 924 cm^{-1} , as compared to the observed fundamental³⁰ at 453 cm^{-1} .

Some idea of how extreme is the bending anharmonicity may be garnered by comparing the predicted barrier to linearity, 3.2 kcal, with the observed fundamental. In common units the barrier is 1120 cm^{-1} , while the $v=2$ vibrational level of this normal mode is predicted to lie at 1145 cm^{-1} , assuming harmonic spacing. Since we show in the next section that the true barrier to linearity may be as low as 1.6 kcal, it is possible that only a single bending vibrational level lies below the energy of linear HCCN.

The primary point to be observed in the linear HCCN vibrational frequencies is that one of the degenerate (π) frequencies is imaginary. This confirms the fact that the linear structure is not a candidate for the equilibrium geometry at any of these three levels of theory. Instead the linear stationary point is a maximum with respect to CCH bending. Given this fact, it must also be noted that the theoretical linear CN stretching frequency (1758 cm^{-1}) is in close agreement with the observed fundamental at 1735 cm^{-1} ! Furthermore, the CC stretching frequency for the linear structure is in better agreement (than the bent prediction for CC stretching) with the observed fundamental at 1179 cm^{-1} . The only way we can imagine this agreement (between linear and observed frequencies) having any basis in reality would involve the barrier to linearity being so small that the thermal motions of the molecule would be such as to yield a nearly linear vibrationally averaged structure.

Before closing this discussion it is worth noting that the DZ+P SCF vibrational frequencies have been predicted³¹ earlier for the related (two more valence electrons)³² quasilinear molecule HCNO. HCNO is known from experiment³³ to have an equilibrium geometry that is linear to within $\pm 1^\circ$, but the potential energy hypersurface is

extremely flat with respect to HCN bending. HCNO, unlike HCCN, is predicted to be linear at the DZ+P SCF level of theory. Moreover the predicted harmonic vibrational frequencies³¹ 3674, 2508, 1294 cm^{-1} (Σ^+) and 612, 591 cm^{-1} (Π) are all greater than the observed fundamentals³⁴ 3336, 2196, 1254 cm^{-1} (Σ^+) and 538, 224 cm^{-1} (Π). As expected, the predicted harmonic HCN bending frequency at 591 cm^{-1} is much greater than the observed anharmonic frequency at 224 cm^{-1} . Thus there is nothing in the comparison between theory and experiment for HCNO comparable to the differences reported here for HCCN.

III. Multiconfiguration SCF Studies

The comparison between theoretical and observed vibrational frequencies was sufficiently unsettling to press us to further theoretical explorations. Further stimulus was provided by the fact that the bent-linear energy difference decreases from 10.9 kcal at the DZ+P RHF level to only 3.2 kcal with the best treatment of electron correlation. This suggests that the restricted Hartree-Fock approximation³⁵ may be incapable of providing even a qualitatively reasonable description of the linear, allene-like HCCN. If the linear RHF HCCN orbitals are fundamentally flawed, than an exceptionally high level of theory might be required for an equivalent treatment of the bent and linear structures. Specifically, it might be necessary to include essentially all triply- and quadruply-excited configurations in a variational treatment.

With this background, it was decided to obtain multiconfiguration (MC) SCF wave functions³⁶ for two representative linear HCCN structures. Since the addition of polarization functions was found to have relatively little effect on the bent-linear energy difference, the MCSCF wave functions employed the smaller DZ basis. All single and double excitations (no frozen core or deleted virtual orbitals) relative to the SCF configuration

$${}^3\Sigma^- \quad 1\sigma^2 \quad 2\sigma^2 \quad 3\sigma^2 \quad 4\sigma^2 \quad 5\sigma^2 \quad 6\sigma^2 \quad 7\sigma^2 \quad 1\pi^4 \quad 2\pi^2 \quad (2)$$

were included. The actual calculations were carried out in the subgroup C_{2v} , in which there are 9759 3A_2 configurations. The first

structure is just the linear stationary point geometry of Figure 1 obtained with the Davidson corrected DZ+P CI method. The second linear structure was more truly allene-like, with $r(\text{CH}) = 1.070 \text{ \AA}$, $r(\text{CC}) = 1.290 \text{ \AA}$, and $r(\text{CN}) = 1.230 \text{ \AA}$.

For the first linear structure the SCF, straight CI (using canonical RHF orbitals), and MCSCF energies were -130.58969, -130.88149, and -130.88294 hartrees, respectively. The absolute energy lowering due to the optimization of orbitals via the MCSCF procedure is only 0.00145 hartrees or 0.91 kcal/mole. For the second linear structure the analogous energies were -130.58200, -130.87957, and -130.88137 hartrees. As expected, the energy lowering due to orbital optimization is greater here, but still only 0.00180 hartrees or 1.13 kcal. Thus it seems likely that a complete reoptimization of the structures in Figure 1 with the MCSCF method would provide some shift toward allene-like structures. However the energy lowering due to the complete optimization of orbitals is so small that it would probably not lower the final prediction of 3.2 kcal for the linear-bent energy difference by more than 0.5 kcal.

IV. The Unrestricted Hartree-Fock Approximation as a Starting Point

Finally, it was decided to abandon the restricted Hartree-Fock (RHF) framework entirely and apply the unrestricted Hartree-Fock method of Pople and Nesbet.³⁷ For a system such as HCCN with six out of twelve possible π electrons occupied, differences between the RHF and UHF methods can be significant. Specifically, if we write the last six spinorbitals of configuration (2) as

$$\dots 1\pi_x^\alpha \ 1\pi_x^\beta \ 1\pi_y^\alpha \ 1\pi_y^\beta \ 2\pi_x^\alpha \ 2\pi_y^\alpha \quad (3)$$

then the RHF picture in principle requires all four 1π spin orbitals to be spatially equivalent. Similarly the two 2π spin orbitals are equivalent in a proper RHF wave function. In fact, the RHF wave functions reported here used only the subgroup C_{2v} (of the linear point group $C_{\infty v}$). That is, the actual RHF procedure involved the configuration

$${}^3A_2 \quad 1a_1^2 \ 2a_1^2 \ 3a_1^2 \ 4a_1^2 \ 5a_1^2 \ 6a_1^2 \ 7a_1^2 \ 1b_1^2 \ 1b_2^2 \ 2b_1^\alpha 2b_2^\alpha \quad (4)$$

in which $1b_1$ is not required to be equivalent to $1b_2$; and $2b_1$ is not required to be equivalent to $2b_2$. In this sense one of the "restrictions" of the RHF method has been removed in the above-discussed research.

In the UHF wave functions obtained here, all four of the 1π spin orbitals ($1\pi_x^\alpha$, $1\pi_x^\beta$, $1\pi_y^\alpha$, and $1\pi_y^\beta$) may be spatially distinct. However, the $1\pi_x$ and $1\pi_y$ orbitals turn out to be spatially equivalent. In a certain sense this makes some allowance for the fact that the third π orbital, the 3π orbital, is unoccupied in the RHF picture.

UHF stationary point structures and harmonic vibrational frequencies were obtained using both 3-21G and 6-31G* basis sets, which are nearly comparable to the earlier discussed DZ and DZ+P basis sets. The predicted structures are seen in Figure 2, while the analogous vibrational frequencies for HCCN are given in Table V, Total energies are given in Table VI.

Turning first to the molecular structures, it is apparent that at the UHF/3-21G level of theory, there is no bent stationary point. If one begins geometry optimization from one of the bent carbene structures presented earlier, the energy proceeds monotonically downhill to the linear, allene-like structure shown in Figure 2. Moreover, the linear carbene and linear nitrene structures show the same energetic falloff to the linear allene structure . Thus at the UHF/3-21G level of theory there is but a single stationary point of connectedness H-C-C-N. This of course is precisely what was inferred by Dendramis and Leroi⁶ from their matrix isolation infrared experiments and predicted theoretically by Harrison, Dendramis, and Leroi.¹⁴

A rather complete correlation of 3-21G predicted vibrational frequencies with experiment has recently been reported by Pople and co-workers.³⁸ For a collection of 486 experimentally known frequencies, the 3-21G harmonic frequencies average 12.3% higher than the observed (anharmonic) fundamentals. For three of the four experimentally known HCCN frequencies, the present UHF/3-21G predictions follow this pattern. However, for the troublesome (at least from the theoretical viewpoint) CN stretching frequency, the

UHF/3-21G value is 4.7% less than experiment. For HCN and CH₃CN, no such problem occurs, with the 3-21G CN harmonic stretching frequencies being 14.2% and 14.5% higher than the observed fundamentals.

With the larger polarized 6-31G* basis set, there is a bent minimum point on the potential surface. The total UHF energies reported in Table VI show that this structure (Figure 2) lies 1.5 kcal/mole below the constrained linear structure. Further addition of correlation corrections to the UHF energies gives no evidence for any additional approach to linearity. Thus fourth-order Møller-Plesset calculations in the space of single, double and quadruple substitutions (UMP4SDQ) at the UHF/6-31G* geometries give a very similar linear-bent difference of 1.6 kcal/mole (Table VI). The full fourth order difference (including triple excitations as well) is slightly larger, 1.8 kcal. Therefore it appears that a major part of the correlation corrections introduced for the RHF functions correct for the inadequate RHF treatment of spin polarization. At the UHF/6-31G* level of theory, the linear stationary point has two imaginary vibrational frequencies (a degenerate pair at 433i), consistent with the earlier presented RHF, CISD, and Davidson corrected CI predictions. Thus there is qualitative agreement concerning the equilibrium geometrical structure of HCCN at the four highest levels of theory discussed thus far.

The UHF/6-31G* HCC bond angle of 143.5° is 6.9° larger than that seen in Figure 1 at the highest level of RHF theory. The bond distances are in better agreement, the differences being 0.013 Å for the C-C distance and 0.010 Å for the CN distance. Thus the UHF/6-31G* structure is generally somewhat more allene-like than the Davidson corrected DZ+P CISD structure. The fact that the UHF/6-31G* bond distances are closer

to the latter than are the DZ+P CISD distances gives credence to the idea that UHF may indeed be a better starting point for problems of this type than is RHF. The reader should of course note that the UHF results with the smaller 3-21G basis appear to be quite misleading in predicting a linear structure.

The UHF/6-31G* vibrational frequencies seen in Table V are in some respects quite different from those predicted via methods based on RHF molecular orbitals. Specifically the CN stretching frequency is significantly lower and the CC stretching frequency significantly higher than those obtained using RHF orbitals. Moreover, the agreement with experiment is better for these two frequencies than for the RHF methods, suggesting possible weaknesses inherent in the latter approaches for a quasi-linear molecule such as HCCN. In fact the agreement between the UHF/6-31G* vibrational frequencies and DL's experiments is now good enough, even within the harmonic approximation, to state that the remaining discrepancies are not untypical of those routinely reported for theoretically better behaved molecules.

Finally, it was decided to predict the structures and vibrational frequencies of bent and linear HCCN using second order Møller-Plesset perturbation theory based on a UHF starting point, i.e., UMP2. The results are included in Tables V and VI and Figure 2. As in every case except the spurious UHF/3-21G, this method predicts HCCN to have a bent equilibrium geometry. Moreover, the UMP2/6-31G* equilibrium structure has an HCC bond angle of 135.2° , very close to the CISD and Davidson corrected results based on an RHF starting point. Furthermore, the CC ($1.375 \overset{\circ}{\text{Å}}$) and CN ($1.151 \overset{\circ}{\text{Å}}$) distances from UMP2 are now much more carbene-like (i.e., $\text{H}\overset{\circ}{\text{C}}-\overset{\circ}{\text{C}}\equiv\text{N}$) than the UHF results with the same basis. In fact the UMP2 bent

structure is even more carbene-like than the Davidson-corrected structure seen in Figure 1. Thus the UHF and RHF methods do appear to eventually converge in terms of structural predictions and the result is an HCC equilibrium bond angle of $\sim 135^\circ$.

The UMP2/6-31G* energy difference between bent and linear HCCN is 0.3 kcal. The most complete UHF-based level of theory using these stationary point geometries is full UMP4/6-31G** and provides an energy difference of 2.3 kcal. The latter result is seen to approach the 3.2 kcal predicted by the Davidson corrected DZ+P CI method (see Table II).

The vibrational frequencies (Table V) from second-order perturbation theory based on a UHF starting point also agree with the final RHF-based predictions. The only difference greater than 100 cm^{-1} occurs for the CN stretching frequency, which is 2284 cm^{-1} for UMP2 and 2079 cm^{-1} for Davidson-corrected DZ+P CISD. This agreement is encouraging in the sense that one expects different theoretical approaches to ultimately converge as each is pressed closer and closer to completeness. On the other hand, the "converged" theoretical vibrational frequency for the CN stretch is still not in satisfactory agreement with the observed value.⁶

V. Conclusions

For some time now, the structure of HCCN has been a matter of considerable interest.^{4-9,11-14} Perhaps this "controversy" is something of a red herring, inasmuch as the structure of HCCN has not been determined experimentally. With this perspective we have made theoretical predictions of the vibrational frequencies of four isotopic variants of HCCN. The agreement with experiment is generally poorer than is the case for closed-shell singlet molecules for which comparable theory and reliable experiments are available. The highest levels of theory predict HCCN to be bent, with the linear allene-like structure lying only about two kcal higher in energy. This result does not appear to be consistent with the indirect inference from EPR and infrared studies that HCCN is linear.

What conclusions can we draw concerning the structure of HCCN? It would appear to us that at least three eventual outcomes are possible:

(1) The levels of theory used here, although approaching state-of-the-art for 1982, are inadequate. Given the small bent-linear energy difference, this possibility cannot be ruled out.

(2) The harmonic approximation is inadequate for describing the vibrational frequencies of a quasi-linear molecule such as HCCN, and thus our comparison with experiment is not valid. Should this be the case, then Dendramis and Leroi's use⁶ of the harmonic approximation to deduce the structure of HCCN may not be completely satisfactory.

(3) For some reason not yet understood, the argon matrix used to isolate HCCN exerts an influence which gives the molecule a different equilibrium geometry than would be observed in the gas phase.

Acknowledgments

KSK and HFS were supported by the U.S. National Science Foundation and by the Director, Office of Energy Research, Office of Basic Energy Sciences, Chemical Sciences Division of the U.S. Department of Energy under Contract Number DE-AC03-76SF00098. JAP was supported by the U. S. National Science Foundation. We thank Drs. Leslie Farnell and Brian Luke for carrying out several of the calculations reported here.

References

1. G. Herzberg, Proc. Roy. Soc. 262A, 291 (1961); Electronic Spectra of Polyatomic Molecules (Van Nostrand, Princeton, 1967).
2. For a clear discussion see P. P. Gaspar and G. S. Hammond, pages 207-362 of Carbenes, Volume II, editors R. A. Moss and M. Jones (Wiley, New York, 1975).
3. C. F. Bender and H. F. Schaefer, J. Amer. Chem. Soc. 92, 4984 (1970).
4. R. A. Bernheim, H. W. Bernard, P. S. Wang, L. S. Wood, and P. S. Skell, J. Chem. Phys. 53, 1280 (1970).
5. E. Wasserman, W. A. Yager, and V. J. Kuck, Chem. Phys. Lett. 7, 409 (1970).
6. A. Dendramis and G. E. Leroi, J. Chem. Phys. 66, 4334 (1977).
7. R. A. Bernheim, R. J. Kempf, P. W. Humer, and P. S. Skell, J. Chem. Phys. 41, 1156 (1964).
8. R. A. Bernheim, R. J. Kempf, J. V. Gramas, and P. S. Skell, J. Chem. Phys. 43, 196 (1965).
9. R. A. Bernheim, R. J. Kempf, and E. R. Reichenbecher, J. Magn. Reson. 3, 5 (1970).
10. G. Strey and I. M. Mills, Mol. Phys. 26, 129 (1973).
11. M. E. Zandler, J. D. Goddard, and H. F. Schaefer, J. Amer. Chem. Soc. 101, 1072 (1979).
12. A. Dendramis, J. F. Harrison, and G. E. Leroi, Ber. Bunsenges Phys. Chem. 82, 7 (1978).

13. N. C. Baird and K. F. Taylor, J. Amer. Chem. Soc. 100, 1333 (1978).
14. J. F. Harrison, A. Dendramis, and G. E. Leroi, J. Amer. Chem. Soc. 100, 4352 (1978).
15. M. Dupuis, J. J. Wendoloski, and W. A. Lester, J. Chem. Phys. 76, 488 (1982).
16. E. S. Huyser, D. Feller, W. T. Borden and E. R. Davidson, J. Amer. Chem Soc. 104, 2956 (1982).
17. H. F. Schaefer, The Electronic Structure of Atoms and Molecules: A Survey of Rigorous Quantum Mechanical Results (Addison-Wesley, Reading, Massachusetts, 1972).
18. S. Huzinaga, J. Chem. Phys. 42, 1293 (1965).
19. T. H. Dunning, J. Chem. Phys. 53, 2823 (1970).
20. A. Bunge, J. Chem. Phys. 53, 20 (1970); C. F. Bender and H. F. Schaefer, J. Chem. Phys. 55, 4798 (1971).
21. J. N. Murrell and K. J. Laidler, Trans. Faraday Soc. 64, 371 (1968).
22. C. C. Costain, J. Chem. Phys. 29, 864 (1958).
23. R. Pearson and F. J. Lovas, J. Chem. Phys. 66, 4129 (1977).
24. M. D. Harmony, V. W. Laurie, R. L. Kuczkowski, R. H. Schwendeman, D. A. Ramsay, F. J. Lovas, W. J. Lafferty, and A. G. Maki, J. Phys. Chem. Ref. Data 8, 619 (1979).
25. E. R. Davidson, pages 17-30 of The World of Quantum Chemistry, editors R. Daudel and B. Pullman (Reidel, Dordrecht, Holland, 1974); E. R. Davidson and D. W. Silver, Chem. Phys. Lett. 52, 403 (1977).

26. For example, the structure of the water molecule is only changed marginally [CISD $r_e(\text{OH}) = 0.953 \text{ \AA}$, $\theta_e(\text{HOH}) = 104.9^\circ$; Davidson corrected $r_e(\text{OH}) = 0.957 \text{ \AA}$, $\theta_e(\text{HOH}) = 104.6^\circ$] with a large Slater basis set. See B. J. Rosenberg, W. C. Ermler, and I. Shavitt, J. Chem. Phys. 65, 4072 (1976).
27. R. G. Body, D. S. McClure, and E. Clementi, J. Chem. Phys. 49, 4916 (1968).
28. Y. Yamaguchi and H. F. Schaefer, J. Chem. Phys. 73, 2310 (1980).
29. P. Saxe, Y. Yamaguchi, and H. F. Schaefer, to be published.
30. V. T. Jones and J. B. Coon, J. Mol. Spectry. 31, 137 (1969).
31. A. Komornicki, J. D. Goddard, and H. F. Schaefer, J. Amer. Chem. Soc. 102, 1763 (1980).
32. B. M. Gimarc and D. A. Woodcock, J. Mol. Structure 85, 37 (1981),
33. P. R. Bunker, B. M. Landesberg, and B. P. Winnewisser, J. Mol. Spectroscopy 74, 9 (1979).
34. J. A. Duckett, A. G. Robiette, and I. M. Mills, J. Mol. Spectroscopy 62, 19 (1976).
35. C. C. J. Roothaan, Rev. Mod. Phys. 32, 179 (1960),
36. A new theoretical method was used to determine the MCSCF wave functions, See K. S. Kim, Ph.D. Thesis, University of California, Berkeley, May, 1982.
37. J. A. Pople and R. K. Nesbet, J. Chem. Phys. 22, 571 (1954).
38. J. A. Pople, H. B. Schlegel, R. Krishnan, D. J. Defrees, J. S. Binkley, M. J. Frisch, R. A. Whiteside, R. F. Hout, and W. J. Hehre, Intern. J. Quantum Chem. Symp. 15, 269 (1981).

Table I. Predicted linear and bent HCCN structures of Zandler, Goddard, and Schaefer¹¹, with bond distances in Å. These results were obtained with a DZ basis set,

	r_e (C-C)	r_e (C-N)	r_e (C-H)	θ_e (HCC)	θ_e (CCN)	Relative Energy (kcal)
Linear RHF	1.370	1.162	(1.080) ^a	(180.0°) ^a	(180.0°) ^a	10.2
Bent RHF	1.407	1.157	(1.080) ^a	(135.0°) ^a	(180,0°) ^a	0.0
Linear CI	1.353	1.208	(1.080) ^a	(180.0°) ^a	(180.0°) ^a	4.3
Bent CI	1.400	1.194	1.085	135.3°	176.8°	0.0

^a Assumed geometrical parameter,

Table II. Total and relative energies of HCCN linear and bent structures at three levels of theory, A DZ+P basis set was used throughout.

	Total Energy (hartrees)	Relative Energy (kcal/mole)
Linear RHF	-130,65704	10.9
Bent RHF	-130.67434	0,0
Linear CI	-131.00825	5,1
Bent CI	-131,01639	0.0
Linear Davidson	-131.05214	3,2
Bent Davidson	-131,05727	0.0

Table III. Theoretical and experimentally inferred values of the quadratic force constants of the HCCN triplet ground state. Stretching force constants K and F are given in $\text{mdyn}/\text{\AA}$; bending force constants H and F'' are presented in $\text{mdyn}\cdot\text{\AA}$.

Force Constant	Bent HCCN			Linear HCCN			Dendramis and Leroi ⁶
	RHF	CI	Davidson	RHF	CI	Davidson	
K_{CH}	6.49	6.37	6.20	7.08	6.79	6.55	5.57
K_{CC}	6.48	6.29	6.18	7.38	6.69	6.61	7.53
K_{CN}	22.90	18.43	16.27	21.89	16.53	13.42	12.24
$F_{\text{CC,CN}}$	0.69	1.25	1.66	1.46	2.76	3.32	2.84
$F_{\text{CH,CC}}$	-0.06	-0.12	-0.14	-0.06	-0.09	-0.06	-0.46
H_{CCH}	0.57	0.41	0.35	-0.47	-0.22	-0.15	0.11
H_{CCN}	0.44	0.37	0.34	0.46	0.40	0.35	0.31
$F''_{\text{CCH,CCN}}$	0.07	0.05	0.04	-0.11	-0.09	-0.08	-0.05
CH,CCH	0.11	0.12	0.11	--	--	--	--
CC,CCH	0.35	0.40	0.45	--	--	--	--
CC,CCN	0.02	0.02	0.02	--	--	--	--
CN,CCN	0.02	0.07	0.07	--	--	--	--
Out-of-plane	0.45	0.38	0.36	--	--	--	--

Table IV. Theoretical and experimental vibrational frequencies (in cm^{-1}) for HCCN and three isotopic variations. All experimental frequencies are from Dendramis and Leroi, reference 6. Note that all theoretical predictions are restricted to the harmonic approximation, while the experimental results are the observed (anharmonic) fundamentals.

HCCN		Σ^+	Σ^+	Σ^+	Π	Π	
Linear	DZ+P SCF	3613	2444	1167	987 i	483	
	DZ+P CI	3535	2021	1134	684 i	429	
	Unlinked	3475	1758	1132	577 i	402	
Bent		A'	A'	A'	A'	A'	A''
	DZ+P SCF	3447	2530	1086	1041	428	484
	DZ+P CI	3418	2243	1080	885	394	
	Unlinked	3372	2079	1080	793	377	
Experiment		3229	1735	1179	458	(370) ^a	
DCCN		Σ^+	Σ^+	Σ^+	Π	Π	
Linear	DZ+P SCF	2688	2435	1128	779 i	464	
	DZ+P CI	2623	2020	1096	541 i	411	
	Unlinked	2577	1758	1094	456 i	386	
Bent		A'	A'	A'	A'	A'	A''
	DZ+P SCF	2569	2501	1073	834	395	484
	DZ+P CI	2528	2237	1054	723	361	
	Unlinked	2495	2075	1046	656	343	
Experiment		2424	1730	1127	405	318	

Table IV (continued).

HC^{13}CN		Σ^+	Σ^+	Σ^+	Π	Π	
Linear	DZ+P SCF	3613	2386	1163	985 i	471	
	DZ+P CI	3550	1976	1129	683 i	419	
	Unlinked	3475	1721	1126	576 i	392	
		A'	A'	A'	A'	A'	A''
Bent	DZ+P SCF	3447	2470	1082	1037	418	471
	DZ+P CI	3418	2191	1077	881	385	
	Unlinked	3372	2031	1076	789	368	
Experiment		3229	1698	1177	458	(365) ^a	

HCC^{15}N		Σ^+	Σ^+	Σ^+	Π	Π	
Linear	DZ+P SCF	3613	2412	1157	986 i	479	
	DZ+P CI	3535	1993	1226	684 i	427	
	Unlinked	3475	1732	1125	577 i	399	
		A'	A'	A'	A'	A'	A''
Bent	DZ+P SCF	3447	2497	1077	1040	425	481
	DZ+P CI	3418	2215	1071	885	392	
	Unlinked	3372	2052	1071	793	374	
Experiment		3229	1718	1168	458	--	

^aUncertain experimental band.

Table V. Comparison of unrestricted Hartree-Fock (UHF) and experimental⁶ vibrational frequencies (in cm^{-1}) for HCCN. The stationary point total energies are given in Table VI.

		Σ^+	Σ^+	Σ^+	Π	Π	
Linear	3-21G	3570	1653	1235	557	328	
	6-31G*	3587	1605	1264	409	433	i
	UMP2/6-31G*	3509	1715	1215	514	556	i
		A'	A'	A'	A'	A'	A''
Bent	6-31G*	3523	1683	1214	654	380	408
	UMP2/6-31G*	3385	2284	1088	852	453	525
Experiment		3229	1735	1179	458	(370) ^a	

Table VI. Total and relative energies of HCCN linear and bent structures using spin-unrestricted wavefunctions.

		Total Energy (hartrees)	Relative Energy (kcal/mole)
Linear	UHF/3-21G	-129.95678	0.0
Linear	UHF/6-31G*	-130.67817	1.5
Bent	UHF/6-31G*	-130.68064	0.0
Linear	UMP4SDQ/6-31G*	-131.03076 ^a	1.6
Bent	UMP4SDQ/6-31G*	-131.03348 ^a	0.0
Linear	UMP4SDTQ/6-31G*	-131.04295 ^a	1.8
Bent	UMP4SDTQ/6-31G*	-131.04588 ^a	0.0
Linear	UMP4SDQ/6-31G**	-131.03822 ^a	1.9
Bent	UMP4SDQ/6-31G**	-131.04120 ^a	0.0
Linear	UMP4SDTQ/6-31G**	-131.05058 ^a	2.0
Bent	UMP4SDTQ/6-31G**	-131.05375 ^a	0.0
Linear	UMP2/6-31G*	-130.67652 ^b	0.3
Bent	UMP2/6-31G*	-130.67703 ^b	0.0
Linear	UMP4SDQ/6-31G**	-131.03804 ^b	1.9
Bent	UMP4SDQ/6-31G**	-131.04113 ^b	0.0
Linear	UMP4SDTQ/6-31G**	-131.05048 ^b	2.3
Bent	UMP4SDTQ/6-31G**	-131.05414 ^b	0.0

^aUses UHF/6-31G* geometries.

^bUses UMP2/6-31G* geometries.

Figure Captions

Figure 1. Stationary point geometries predicted for linear and bent HCCN. Bond distances are given in Å. RHF refers to the spin restricted self-consistent-field method, CISD to configuration interaction including single and double excitations, and Unlinked to the results obtained by appending the Davidson correction for quadruple excitations to the CISD variational energies. All results were obtained using a double zeta plus polarization (DZ+P) basis set.

Figure 2. Unrestricted Hartree-Fock (UHF) based stationary point geometries for linear and bent HCCN. Note that with the smaller 3-21G basis set, there is no bent stationary point geometry. Bond distances are given in Å.

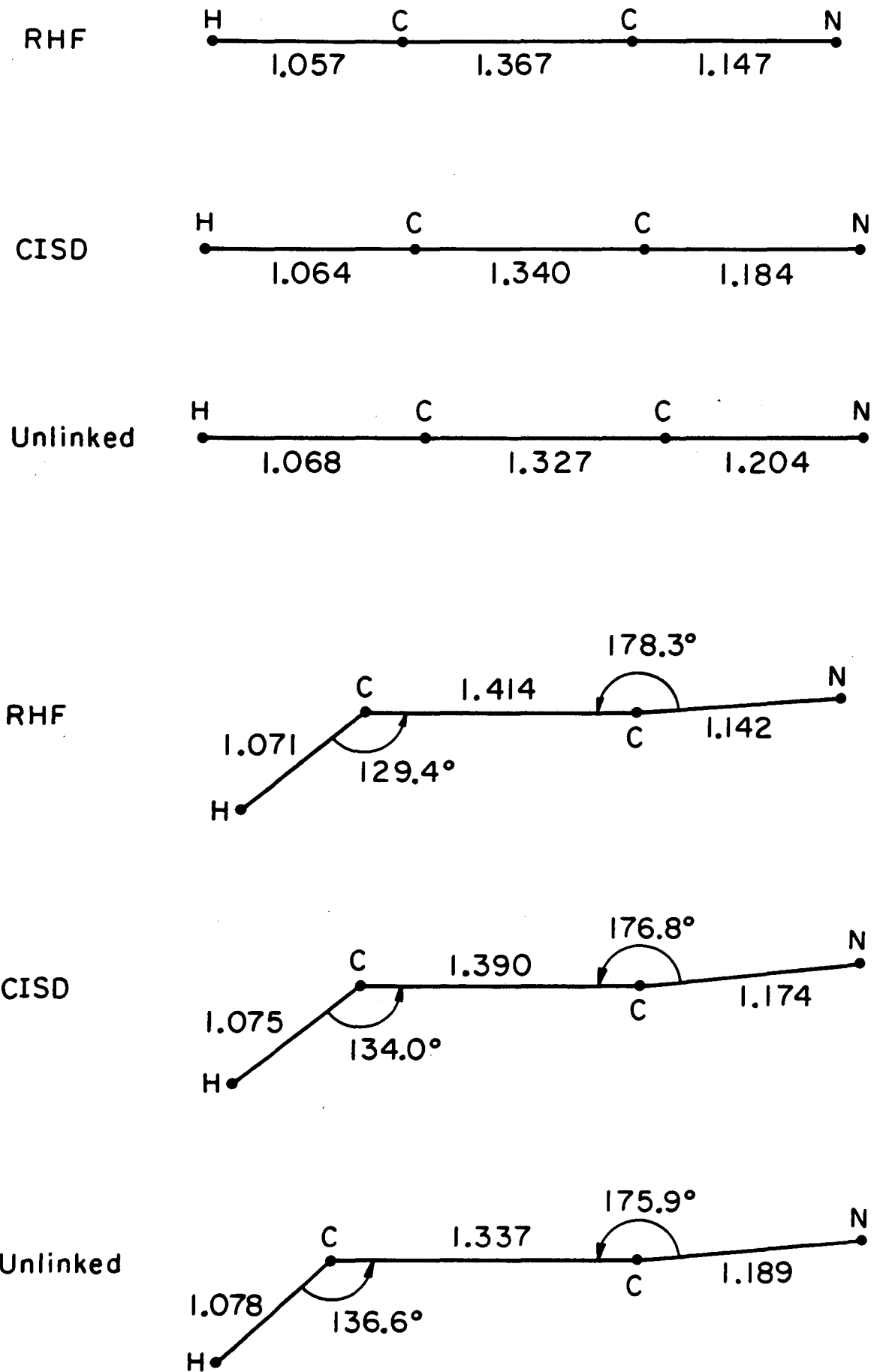
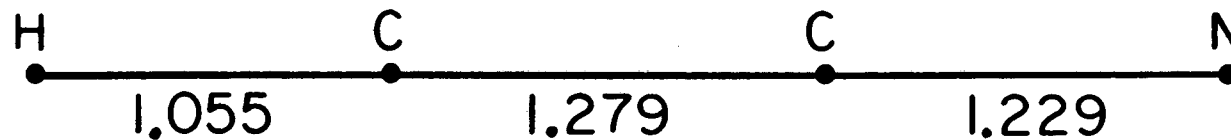


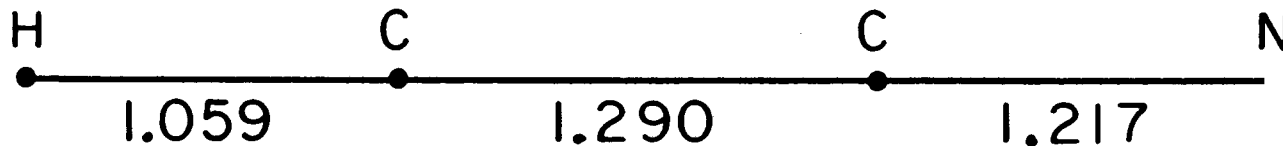
Figure 1

XBL825-3837

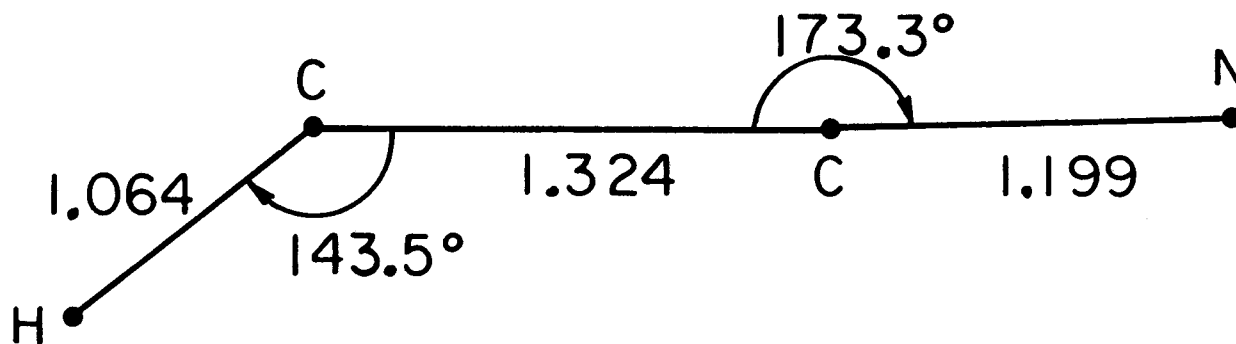
UHF/3-2IG



UHF/6-3IG*



UHF/6-3IG*



This report was done with support from the Department of Energy. Any conclusions or opinions expressed in this report represent solely those of the author(s) and not necessarily those of The Regents of the University of California, the Lawrence Berkeley Laboratory or the Department of Energy.

Reference to a company or product name does not imply approval or recommendation of the product by the University of California or the U.S. Department of Energy to the exclusion of others that may be suitable.

TECHNICAL INFORMATION DEPARTMENT
LAWRENCE BERKELEY LABORATORY
UNIVERSITY OF CALIFORNIA
BERKELEY, CALIFORNIA 94720