

[Click here to view linked References](#)

Zircon geochronology and geochemistry to constrain the youngest eruption events and magma evolution of the Mid-Miocene ignimbrite flare-up in the Pannonian Basin, eastern-central Europe.

Réka Lukács^{1,2}, Szabolcs Harangi^{1,3}, Olivier Bachmann⁴, Marcel Guillong⁴, Martin Daniščík⁵, Yannick Buret⁴, Albrecht von Quadt⁴, István Dunkl⁶, László Fodor⁷, Jakub Sliwinski⁴, Ildikó Soós¹, János Szepesi¹

¹MTA-ELTE Volcanology Research Group, 1117, Budapest Pázmány Péter sétány 1/C, Budapest, Hungary

²Department of Mineralogy, Geochemistry and Petrology, University of Szeged, 6722, Egyetem u. 2, Szeged, Hungary

³Department of Petrology and Geochemistry, Eötvös Loránd University, Budapest, Hungary

⁴Institute of Geochemistry and Petrology, Department of Earth Sciences, ETH Zürich, Clausiusstrasse 25, 8092 Zürich, Switzerland

⁵TIGeR/John de Laeter Centre for Isotope Research, Applied Geology, Curtin University of Technology, GPO Box U1987, Perth WA 6845, Australia

⁶Sedimentology & Environmental Geology, Geoscience Center, University of Göttingen, Goldschmidtstrasse 3, D-37077 Göttingen, Germany

⁷MTA-ELTE Geological, Geophysical and Space Science Research Group of the Hungarian Academy of Sciences, Eötvös University, 1117 Budapest Pázmány Péter sétány 1/C, Budapest, Hungary

reka.harangi@gmail.com, Tel: +3613722500/8359, Fax: +3613722500/8007

Keywords: zircon crystallization age, eruption age, magma storage, LA-ICP-MS, (U-Th)/He, Bükkalja Volcanic Field

Abstract

A silicic ignimbrite flare-up episode occurred in the Pannonian Basin during the Miocene, coeval with the syn-extensional period in the region. It produced important correlation horizons in the regional stratigraphy; however, they lacked precise and accurate geochronology. Here, we used U-Pb (LA-ICP-MS and ID-TIMS) and (U-Th)/He dating of zircons to determine the eruption ages of the youngest stage of this volcanic activity and constrain the longevity of the magma storage in crustal reservoirs. Reliability of the U-Pb data is supported by (U-Th)/He zircon dating and magnetostratigraphic constraints.

We distinguish four eruptive phases from 15.9±0.3 Ma to 14.1±0.3 Ma, each of which possibly includes multiple eruptive events. Among these, at least two large volume eruptions (>10 km³) occurred at 14.8±0.3 Ma (Demjén ignimbrite) and 14.1±0.3 Ma (Harsány ignimbrite). The in-situ U-Pb zircon dating show wide age ranges (up to 700 kyr) in most of the crystal-poor pyroclastic units, containing few to no xenocrysts, that implies efficient recycling of antecrysts. We propose that long-lived silicic magma reservoirs, mostly kept as high crystallinity mushes, have existed in the Pannonian Basin during the 16-14 Ma period. Small but significant differences in zircon, bulk rock and glass shard composition among units suggest the presence of spatially separated reservoirs, sometimes existing contemporaneously. Our results also better constrain the time frame of the main tectonic events that occurred in the northern Pannonian Basin: we refined the upper temporal boundary (15 Ma) of the youngest

1 counter clockwise block rotation and the beginning of a new deformation phase, which structurally characterised
2 the onset of the youngest volcanic and sedimentary phase.
3
4
5

6 **Keywords:** zircon geochronology; zircon trace element composition; ignimbrite flare-up; silicic magma reservoir;
7 Pannonian Basin
8
9

10 11 **Introduction**

12
13
14
15 Reconstructing the chronology of large explosive eruptions fed by silicic magmas and constraining the
16 lifetime of magmatic systems are fundamental challenges in volcanic petrology (Reid and Coath 2000; Vazquez
17 and Reid 2004; Charlier et al. 2005; Bachmann and Bergantz 2008; Wilson and Charlier 2009; Schmitt et al. 2011;
18 Danišik et al. 2012; Gelman et al. 2013; Wotzlaw et al. 2013; 2014; 2015 Cooper and Kent 2014; Cooper et al.
19 2014a; Frazer et al. 2014; Simon et al. 2014). The origin and evolution of such silicic magma bodies, which either
20 feed large volcanic eruptions or end up crystallizing as plutonic masses, still generates much debate. Silicic magma
21 bodies could represent long-lived crystal mushes (e.g., Bachmann and Bergantz, 2004; Huber et al., 2010; Gelman
22 et al., 2013, Cooper and Kent 2014), in which eruptible melt pods accumulate due to gravitational separation
23 (Hildreth, 2004; Hildreth and Wilson, 2007; Shane et al., 2005; 2007; Smith et al., 2004; Bachmann and Bergantz,
24 2008; Deering et al., 2011; Cooper et al., 2012). Alternatively, they can form by intermittent short-lived (<10's
25 ka) intrusive pulses of silicic magma from the mid to lower crust (Glazner et al., 2004; Zimmerer and McIntosh,
26 2012; Simon et al., 2014; Annen et al., 2015, Glazner et al., 2015) resulting in a multi-phase plutonic body with
27 extended zircon crystallization, periodically re-melted by magma recharge events to form eruptible silicic pockets
28 (Sparks et al., 1990; Simon et al., 2014).
29
30
31
32
33
34
35

36 Zircon geo- and thermochronology, combined with textural and geochemical studies, is a powerful tool
37 to constrain eruption ages and provides insight into the interaction of melt, crystals and host rock in these magmatic
38 systems. Zircons from silicic volcanic rocks typically show large variations in U-Pb and U-Th ages (Charlier et
39 al., 2005; Costa, 2008; Simon et al., 2008; Cooper and Kent, 2014) indicating that prolonged crystallization and/or
40 effective recycling and mixing before eruption could occur in the magma storage region. In this regard, however,
41 it is important to define what the terms “magma chamber” and “magma reservoirs” mean.
42
43
44

45 A “magma chamber” as defined by Hildreth (2004) and Hildreth and Wilson (2007), is the shallow crustal
46 part of the magmatic system where melt is present and thus, it involves both melt-dominated (“melt lens”, “holding
47 chamber” or “magma body”) and the crystal-dominated zones, where melt is still present in significant amounts
48 (“crystal mush”). In contrast, Bachmann and Bergantz (2008) confined the term “magma chamber” only to the
49 melt-dominated (<50 vol% crystals) eruptible bodies and applied the term “magma reservoir” to what was dubbed
50 the “magma chamber” by Hildreth and Wilson (2007). Definition of these terms is important when we discuss the
51 lifetime of the silicic magmatic systems and in this paper we follow the nomenclature as described by Bachmann
52 and Bergantz (2008). We use the term “magma storage” as a synonym for “magma reservoir.”
53
54
55
56
57

58 Melt-dominated bodies can be formed intermittently and separately in crystal mush zones, potentially
59 supplying volcanic eruptions. They could be assembled relatively fast (less than a few 10's ka or even faster; e.g.,
60
61
62
63
64
65

1 Reid and Coath, 2000; Charlier et al., 2005; Gualda et al., 2012; Simon et al., 2014) via extraction of the interstitial
2 evolved melt fractions from the crystal mush zone and could have relatively short life-times (<50 ka; Huppert and
3 Sparks, 1988; Sparks et al., 1990; Barboni and Schoene 2014). Charlier et al. (2005) suggested that phenocrystic
4 zircons (we use this term here instead of autocryst as suggested by Miller et al., 2007) could characterize the melt-
5 dominated body, i.e. the magma chamber. In contrast, the mushy magma body could have a much longer timescale
6 (several 100 kyr) as shown by crystal-rich ignimbrites like the Fish Canyon Tuff (Bachmann et al., 2002; 2007a;
7 Bachmann and Bergantz, 2003; Wotzlaw et al., 2013) and Kos Plateau Tuff (Bachmann et al., 2007b). These
8 events involve the eruption of rejuvenated near-solidus crystal mush material containing dominantly antecrystic
9 zircons which grew in different areas of the magma storage zone (Bacon and Lowenstern, 2005; Miller et al.,
10 2007). Thus, they represent complex histories of magmatic evolution and record changes in the physiochemical
11 condition of the surrounding magma during their growth. Intermittent mixing of crystal mushes could recycle
12 earlier crystallized zircons and therefore, even single zircon grains can contain growth zones spanning several 100
13 kyr (e.g., Brown and Fletcher 1999; Harangi et al. 2015).

14
15
16
17
18
19
20 In this paper, we focus on the eruption chronology and the life-time of the magmatic system of the
21 Bükkalja Volcanic Field, one of the largest Cenozoic ignimbrite flare-up periods in Europe. The silicic volcanism
22 during the Miocene was coeval with the formation of the Pannonian Basin during the peak-extension phase
23 (Horváth and Royden, 1981; Harangi et al., 2005; Lukács et al., 2005; Horváth et al. 2006; 2015; Harangi and
24 Lenkey, 2007; Czuppon et al., 2012). Despite of the importance of this volcanism to the regional geotectonic
25 history, no precise age data has been published. K/Ar data (Márton and Pécskay, 1998) suggest that the volcanism
26 occurred between 21 and 13 Ma, however these ages have associated large uncertainties (4-14%). The volcanic
27 products in the Bükkalja Volcanic Field remained remarkably fresh (Harangi et al. 2005), and in addition to the
28 excellent outcrops of diverse ignimbrite products, many deep drill-cores are available from the region. Thus, their
29 thorough investigation can help to (1) better understand the storage and eruption history of silicic magmas; (2)
30 constrain the tectonic relationship of the magmatism (Márton and Fodor 1995; Petrik et al. 2014; 2015); (3) define
31 key-horizons for regional correlations; and (4) promote the importance of the relatively poorly-known but
32 significant silicic ignimbrite flare-up in central Europe.

33 34 35 36 37 38 39 40 41 **Geological background**

42
43
44 The Bükkalja Volcanic Field (BVF) is located in the northern part of the Carpathian-Pannonian Region,
45 eastern-central Europe (Fig. 1). It represents the volcanic products of the Middle Miocene silicic ignimbrite flare-
46 up episode (Harangi et al., 2005; Lukács et al., 2005; Harangi and Lenkey, 2007) that was coeval with the main
47 lithospheric thinning and formation of the Pannonian Basin (Horváth, 1993; Horváth et al., 2006). The volcanic
48 rocks consist of rhyolitic-dacitic unwelded and welded ignimbrites with subordinate pyroclastic fall deposits
49 (Szakács et al., 1998; Harangi et al., 2005; Czuppon et al., 2012). Most of the ignimbrites are crystal-poor, and
50 only the Bogács unit contains crystal-rich, strongly heterogeneous volcanic products (Czuppon et al., 2012). The
51 pyroclastic deposits are well-preserved, providing excellent samples to examine the nature of silicic volcanism in
52 an extensional geodynamic setting. Isotopic and trace element composition of the pumices show a gradual change
53 with time (e.g., decreasing $^{87}\text{Sr}/^{86}\text{Sr}$ and Th/Nb ratios), possibly due to the contemporaneous crustal thinning that
54 would increase the proportion of mantle component in the magmas (Harangi and Lenkey, 2007).

1 The silicic pyroclastic rocks were formed during recurring phases of volcanic activity between 21 and 13
2 Ma (Szabó et al, 1992; Márton and Pécskay, 1998; Pécskay et al., 2006). The K/Ar geochronology (determined
3 mainly on bulk rock or biotite samples) provides largely overlapping eruption ages due to the large uncertainties,
4 and therefore does not allow discrimination of different volcanic stages (Márton and Pécskay, 1998). Furthermore,
5 K/Ar ages obtained from biotite on such samples could also be subject to inaccuracies due to excess ^{40}Ar (see
6 Bachmann et al. 2010 and Hora et al. 2010).
7

8
9 Two significant block-rotation phases (at 18.5-17.5 Ma and 16.0-14.5 Ma) were suggested to have
10 occurred based on palaeomagnetic analyses of the volcanic rocks of BVF (Márton and Pécskay, 1998; Márton et
11 al., 2007) and may be representative of regional deformation in the Northern Pannonian Basin (Márton and Fodor,
12 1995). Combining the published K/Ar and palaeomagnetic data, Márton and Pécskay (1998) distinguished three
13 main eruption periods in the BVF: 21.0-18.5 Ma, 17.5-16.0 Ma and 14.5-13.5 Ma (Fig. 1), which were correlated
14 with the regionally-distributed pyroclastic rocks of similar age in the Pannonian Basin. These three eruption
15 periods form three distinct tuff horizons (i.e., the “lower rhyolite tuff”, “middle rhyolite tuff”, “upper rhyolite tuff”,
16 respectively; Hámor et al., 2001). The volcanic eruptions produced large volume ignimbrites, occasionally
17 exceeding several hundred meters in thickness (Lukács et al., 2010). Although the eruptive volume of these events
18 is consistent with caldera-forming eruptions, no eruptive centres have been successfully identified.
19
20
21
22
23

24 This silicic volcanism appears to have produced one of the most voluminous volcanic deposits in Europe
25 during the Miocene. The volcanic rocks of this long-lasting volcanism were subsequently covered by younger
26 (Upper Miocene) sediments as a result of the major thermal subsidence which followed the prolonged rifting phase
27 in the Pannonian Basin (Horváth et al. 2006; 2015; Danišik et al. 2015). Due to post-Miocene (neotectonic)
28 exhumation, tilting and denudation (Dunkl et al. 1994), the foreland of the uplifted Bükk Mountains. (called
29 Bükkalja) provides an excellent target area to study these volcanic sequences. It exposes the volcanic products of
30 almost the entire ignimbrite flare-up episode in a gently southward-tilted position. In addition, many deep
31 boreholes located to the south and east of Bükkalja reveal vast amount of volcanoclastic suites, occasionally over
32 1 km thick (e.g., Zelenka et al. 2004; Széky-Fux et al. 2007; Lukács et al. 2010).
33
34
35
36
37
38

39 **Samples**

40
41
42 In this work, we focus on deposits of the youngest volcanic period of the BVF which has been previously
43 dated as 14.5-13.5 Ma by K/Ar data (Márton and Pécskay 1998; Fig. 1). We collected samples from outcrops and
44 drill-cores located 4-15 km south of the sampling locations, which provide continuous stratigraphic sequences of
45 successive volcanic units (Figs. 1 and 2). The continuous stratigraphic sequence of Tibolddaróc outcrop provides
46 the best-exposed section, where alternation of primary and secondary volcanoclastics suggests quiescent periods
47 between the eruptive episodes (Fig. 2, Lukács et al. 2007; Harangi and Lukács 2009).
48
49
50

51 The lowest part of the section is called Bogács Unit (Td-M), which is a >30 m thick crystal-rich
52 pyroclastic flow deposit characterized by mixed juvenile clasts, previously interpreted as resulting from the
53 evacuation of some crystal mush portions from the magma reservoir (Czuppon et al., 2012). It belongs to the
54 volcanic period between 17.5 and 16 Ma (Márton and Pécskay, 1998), and is usually referred to as “middle rhyolite
55 tuff” (Hámor et al., 2001). This unit is easily distinguished from the subsequent younger unit (the so-called “upper
56 rhyolite tuff”; Hámor et al., 2001), which is the focus of the present study. Samples of 5 primary volcanic layers
57
58
59
60
61
62
63
64
65

1 (from oldest to youngest: Td-J; Td-H; Td-F; Td-E; Td-A) above the Bogács Unit (Td-M) were used for detailed
2 zircon geochronology (Fig. 2). All samples are crystal-poor rhyolites containing remarkably fresh glasses and
3 phenocrysts of plagioclase, quartz +/- biotite and rarely sanidine. The Td-A unit was described in detail by Lukács
4 et al. (2007; 2009) and denoted as Harsány Ignimbrite. K/Ar dating of biotites yield an eruption age of 13.35 ± 1.01
5 Ma, which is one of the youngest in the BVF. In addition, we collected two samples from the western part of the
6 BVF (Fig.1), which are thought to be the youngest volcanic products on the basis of palaeomagnetic and K/Ar
7 data (Márton and Pécskay, 1998; Márton et al. 2007). Sample DEMNE-1 is from the Demjén-Nagyeresztvény
8 quarry southwest of BVF, and FN1 is from the Felnémet quarry northwest of BVF. They both represent unwelded
9 to slightly welded pyroclastic flow deposits with phenocrysts assemblages of quartz, plagioclase, biotite and
10 amphibole. Trace element compositions of the glass shards from the DEMNE-1 locality show a distinct character
11 among the BVF ignimbrites (Harangi et al., 2005), but the DEMNE ignimbrite was thought to be formed roughly
12 coeval with the Harsány ignimbrite.
13
14
15
16
17

18 We collected samples from the Szv-3 (Szekrény-völgy) and Mn-2 (Mezőnyárad) drill-cores (samples
19 named Szv3-1 and 2; Mn2-1 and 2). In these drill-cores, the Bogács Unit was clearly identified and we focus on
20 the volcanic succession above this level (Fig. 3), to match outcrop samples. The 601 m long Szv-3 borehole was
21 drilled near the southern border of the exposed part of BVF close to Tard village, while the 2480 m long Mn-2
22 borehole was drilled ~12 km SE of the BVF located within the Vatta-Maklár trough close to its southern margin
23 (Fig. 1). Sample Szv3-1 is from the 200.3-204 m interval and represents a homogeneous pumiceous pyroclastic
24 flow deposit at the top of the volcanic series (from 157 to ~204 m). Beneath ~237 m, the size distribution of the
25 pyroclastics changes without a clear unconformity. Szv3-2 is a characteristic sample of the interval 243.7–263 m
26 and is a lapilli-bearing tuff with <1 cm pumices. Mn2-1 (1183.7-1188.9 m), and Mn2-2 (1263-1268 m) are taken
27 from the middle and lower part of the pyroclastic unit defined above the recognized Bogács Unit in the borehole
28 Mn-2 (Fig. 3). They are both compacted and variably altered pumice-bearing lapilli tuffs. Mn2-2 sample looks less
29 fresh and contains charcoal. All borehole samples have rhyolitic pumices with quartz, plagioclase, biotite
30 phenocrysts and altered glass shards (with devitrification, secondary clay mineralization).
31
32
33
34
35
36
37
38

39 **Methods**

40 Zircon crystals were separated from juvenile clasts in Td-A and from bulk rock tuff or lapilli tuff samples
41 everywhere else. We separated the zircon crystals by standard gravity and magnetic methods from the 63-125 μm
42 size fractions. All samples were investigated using optical microscopy, cathodoluminescence (CL) and back-
43 scattered electron (BSE) imaging.
44
45
46
47

48 *Zircon geochronology*

49 The majority of the U-Pb geochronological data were obtained by LA-ICP-MS at ETH Zürich. These
50 were coupled with (U-Th)/He analyses of 5 samples at the University of Waikato (New Zealand) and by U-Pb ID-
51 TIMS dating of one sample at ETH Zürich. In order to minimize the effects of lead loss, chemical abrasion (CA;
52 Mattinson 2005) was carried out prior to zircon dissolution for the ID-TIMS analysis and in the case of two samples
53 (Td-A_CA, Td-H_CA) which were afterward analyzed by LA-ICP-MS. Detailed methodology of the CA and ID-
54 TIMS analyses can be found in the Electronic Supplementary Material (Online Resource 1). All U-Pb
55 geochronological data were corrected for Th disequilibrium using the equation of Schaerer (1984). For the
56
57
58
59
60
61
62
63
64
65

1 fractionation factor ($f_{\text{Th/U}}$), the Th/U in the melt was averaged from LA-ICP-MS analyses of glass published in
2 Harangi et al. (2005) or calculated from the bulk rock analyses (Lukács et al. 2009 and this study). The Th/U melt
3 values are between 2.5 and 4.1. Calculating the in situ $^{206}\text{Pb}/^{238}\text{U}$ age data using the two end-member Th/U melt
4 ratios, the data differ by 10,000 years. As this is well below the error range of the LA-ICP-MS age data, we used
5 the ratio 3 for all samples. Propagating the errors from the maximum errors of $\text{Th}/\text{U}_{\text{melt}}$ determination will not
6 significantly change the error of the $^{206}\text{Pb}/^{238}\text{U}$ age (i.e. only in the 4th decimal, which is below 10,000 years). Th/U
7 ratios of dated zircons were either directly measured (LA-ICP-MS) or deduced from measured $^{206}\text{Pb}/^{208}\text{Pb}$ ratios
8 (ID-TIMS), assuming concordance. In the ID-TIMS age calculations, we used also the melt $\text{Th}/\text{U}=3$ ratio following
9 the published glass data (Harangi et al. 2005).

13 We conducted at least 50 spot analyses for each sample with a Resonetics Resolution 155 ablation system
14 using a 193 nm excimer laser coupled to a Thermo Element XR SF-ICP-MS. The full details of analytical
15 conditions are similar to Guillong et al. (2014) and summarized in Online Resource 1. Analyses involved a spot
16 size of 30 μm with a repetition rate of 5 Hz, energy density of $\sim 2 \text{ J cm}^{-2}$ and ablation duration of 40 s after 5
17 cleaning pulses and 9 s of gas blank acquisition. GJ-1 reference zircon (Jackson et al. 2004) was used as a primary
18 standard, while Plešovice, Zircon 91500, Temora2 and OD-3 were measured as secondary standards for quality
19 control (Sláma et al. 2008; Wiedenbeck et al. 1995; Black et al. 2004; Iwano et al. 2013, respectively). For data
20 reduction we used IOLITE 2.5 (Paton et al. 2010; 2011) paired with VizualAge (Petrus and Kamber 2012)
21 software. We did not apply a common Pb correction. With the help of VizualAge and live concordia diagram the
22 integration intervals were (when possible) set to exclude the common Pb contaminated signal intervals. The data
23 were filtered according to their U contents ($< 5,000,000 \text{ cps}$, SEM/analog counting switchover), discordance
24 ($[(^{207}\text{Pb}/^{235}\text{UAge}) - (^{206}\text{Pb}/^{238}\text{UAge})] / (^{207}\text{Pb}/^{235}\text{UAge}) < 10\%$) and integration length (min. 5 s). In order to estimate
25 the effects of possible lead loss (von Quadt et al. 2014), two samples were analyzed both with and without CA.
26 During the CA measurements, chemically-abraded GJ-1 (GJ-1_CA) and reference zircons (Temora2_CA,
27 91500_CA, OD-3_CA) were used as primary and secondary standards to maintain similar ablation behavior of the
28 unknowns and reference materials (Marillo-Sialer et al. 2014).

37 (U–Th)/He dating of zircons was conducted at the University of Waikato (New Zealand) following the
38 protocols described in Danišik et al. (2012). Zircon crystals were hand-picked following the recommendation of
39 Farley (2002). Selected crystals were characterized by euhedral shape, octagonal or tetragonal prismatic
40 morphology with two pyramidal terminations, and the diameter of $> 65 \mu\text{m}$. The crystals were then photographed,
41 measured for physical dimensions and loaded in Nb microtubes. ^4He was extracted at $\sim 1,250^\circ\text{C}$ under ultra-high
42 vacuum using a diode laser and measured by isotope dilution on a Pfeiffer Prisma QMS-200 mass spectrometer.
43 A "re-extract" was run after each sample to verify complete outgassing of the crystals. He gas data were corrected
44 for blank, determined by heating empty Nb tubes using the same procedure. After the ^4He measurements, tubes
45 containing the crystals were retrieved from the laser cell, spiked with ^{235}U and ^{230}Th and dissolved in Parr bombs
46 using HF and HCl (Evans et al. 2005). Sample, blank, and spiked standard solutions were analyzed by isotope
47 dilution for ^{238}U and ^{232}Th , and by external calibration for ^{147}Sm on a PerkinElmer SCIEX ELAN DRC II ICP-
48 MS. The total analytical uncertainty (TAU) was calculated by quadratic addition for He and weighted uncertainties
49 on U, Th, Sm and He measurements, and is typically $< 5\%$ (1σ). The raw zircon (U–Th)/He ages were corrected
50 for alpha ejection (Ft correction: "Fraction of total"; after Farley et al. 1996), whereby a homogenous distribution
51 of U, Th and Sm was assumed for the crystals. Replicates with associated uncertainties were used to calculate the
52
53
54
55
56
57
58
59
60
61
62
63
64
65

1 geometric mean and error-weighted standard deviation as representative numbers for each sample. Replicate
2 analyses of Fish Canyon Tuff zircon (n=21) measured over the period of this study as internal standards yielded
3 mean (U–Th)/He age of 28.4 ± 0.8 Ma, which is in excellent agreement with the reference (U–Th)/He age of
4 28.3 ± 1.3 Ma (Reiners 2005). We performed (U–Th)/He zircon age dating on 5 samples collected from the Td-H
5 and Td-A units and from the Szv3-1, Mn2-1 and Mn2-2 drill cores (averages of 6-7 zircons per sample; see Table
6 3). All samples were collected from the lower central parts of the units in order to minimize the effect of post-
7 depositional reheating by subsequent eruptions.
8
9

10 *Zircon and bulk rock geochemistry*

11
12
13
14 Trace element abundances were acquired at ETH Zurich using the same LA-ICP-MS system as for U-Pb
15 analyses. In two sessions, we analysed trace elements and U-Pb ages simultaneously. We performed the analyses
16 using 30 μm spot size, 5 Hz repetition rate, energy density (fluence) = 2.0 J cm^{-2} and 20 s (trace elements only) or
17 40 s (analyses coupled with geochronology) ablation time. The primary standard was NIST610 and Zircon 91500
18 was used for quality control. We analysed Si, REE, Y, Hf, P, Nb, Ta, U, Th in all samples and Zr, Ti in three
19 samples. Either Al, Rb, Ba, Ca, Fe or Al, Sr were measured for monitoring glass, apatite and iron oxide inclusions.
20 Si was used as internal standard for data reduction done by SILLS (Guillong et al. 2008). The trace element spots
21 were oriented as close to the geochronological spots as possible. Therefore, the trace element data were coupled
22 with the approximate ages (see Online Resource 5). Zircons from all studied units except for Td-F were analysed
23 for in-situ trace element contents by LA-ICP-MS (results in Online Resource 3). The two chemically abraded
24 samples were also measured. The HF leaching removed glass attached and the open glass inclusions, however,
25 these zircons do not show significant compositional difference compared with the non-abraded ones.
26
27

28
29
30 Major and trace element compositions of the bulk rocks were analysed at the ACME Labs (Canada;
31 <http://www.acmelab.com/>). Major and minor elements were determined by ICP-emission spectrometry, whereas
32 trace elements were analysed by ICP-MS following a lithium borate fusion and dilute acid digestion (data in Online
33 Resource 4). Duplicate sample analysis and internal standards were used to check the reliability of the results
34
35
36
37
38
39

40 **Results**

41 *Zircon textures*

42
43
44
45
46
47
48
49
50
51
52
53
54
55
56
57
58
59
60
61
62
63
64
65
66
67
68
69
70
71
72
73
74
75
76
77
78
79
80
81
82
83
84
85
86
87
88
89
90
91
92
93
94
95
96
97
98
99
100
101
102
103
104
105
106
107
108
109
110
111
112
113
114
115
116
117
118
119
120
121
122
123
124
125
126
127
128
129
130
131
132
133
134
135
136
137
138
139
140
141
142
143
144
145
146
147
148
149
150
151
152
153
154
155
156
157
158
159
160
161
162
163
164
165
166
167
168
169
170
171
172
173
174
175
176
177
178
179
180
181
182
183
184
185
186
187
188
189
190
191
192
193
194
195
196
197
198
199
200
201
202
203
204
205
206
207
208
209
210
211
212
213
214
215
216
217
218
219
220
221
222
223
224
225
226
227
228
229
230
231
232
233
234
235
236
237
238
239
240
241
242
243
244
245
246
247
248
249
250
251
252
253
254
255
256
257
258
259
260
261
262
263
264
265
266
267
268
269
270
271
272
273
274
275
276
277
278
279
280
281
282
283
284
285
286
287
288
289
290
291
292
293
294
295
296
297
298
299
300
301
302
303
304
305
306
307
308
309
310
311
312
313
314
315
316
317
318
319
320
321
322
323
324
325
326
327
328
329
330
331
332
333
334
335
336
337
338
339
340
341
342
343
344
345
346
347
348
349
350
351
352
353
354
355
356
357
358
359
360
361
362
363
364
365
366
367
368
369
370
371
372
373
374
375
376
377
378
379
380
381
382
383
384
385
386
387
388
389
390
391
392
393
394
395
396
397
398
399
400
401
402
403
404
405
406
407
408
409
410
411
412
413
414
415
416
417
418
419
420
421
422
423
424
425
426
427
428
429
430
431
432
433
434
435
436
437
438
439
440
441
442
443
444
445
446
447
448
449
450
451
452
453
454
455
456
457
458
459
460
461
462
463
464
465
466
467
468
469
470
471
472
473
474
475
476
477
478
479
480
481
482
483
484
485
486
487
488
489
490
491
492
493
494
495
496
497
498
499
500
501
502
503
504
505
506
507
508
509
510
511
512
513
514
515
516
517
518
519
520
521
522
523
524
525
526
527
528
529
530
531
532
533
534
535
536
537
538
539
540
541
542
543
544
545
546
547
548
549
550
551
552
553
554
555
556
557
558
559
560
561
562
563
564
565
566
567
568
569
570
571
572
573
574
575
576
577
578
579
580
581
582
583
584
585
586
587
588
589
590
591
592
593
594
595
596
597
598
599
600
601
602
603
604
605
606
607
608
609
610
611
612
613
614
615
616
617
618
619
620
621
622
623
624
625
626
627
628
629
630
631
632
633
634
635
636
637
638
639
640
641
642
643
644
645
646
647
648
649
650
651
652
653
654
655
656
657
658
659
660
661
662
663
664
665
666
667
668
669
670
671
672
673
674
675
676
677
678
679
680
681
682
683
684
685
686
687
688
689
690
691
692
693
694
695
696
697
698
699
700
701
702
703
704
705
706
707
708
709
710
711
712
713
714
715
716
717
718
719
720
721
722
723
724
725
726
727
728
729
730
731
732
733
734
735
736
737
738
739
740
741
742
743
744
745
746
747
748
749
750
751
752
753
754
755
756
757
758
759
760
761
762
763
764
765
766
767
768
769
770
771
772
773
774
775
776
777
778
779
780
781
782
783
784
785
786
787
788
789
790
791
792
793
794
795
796
797
798
799
800
801
802
803
804
805
806
807
808
809
810
811
812
813
814
815
816
817
818
819
820
821
822
823
824
825
826
827
828
829
830
831
832
833
834
835
836
837
838
839
840
841
842
843
844
845
846
847
848
849
850
851
852
853
854
855
856
857
858
859
860
861
862
863
864
865
866
867
868
869
870
871
872
873
874
875
876
877
878
879
880
881
882
883
884
885
886
887
888
889
890
891
892
893
894
895
896
897
898
899
900
901
902
903
904
905
906
907
908
909
910
911
912
913
914
915
916
917
918
919
920
921
922
923
924
925
926
927
928
929
930
931
932
933
934
935
936
937
938
939
940
941
942
943
944
945
946
947
948
949
950
951
952
953
954
955
956
957
958
959
960
961
962
963
964
965
966
967
968
969
970
971
972
973
974
975
976
977
978
979
980
981
982
983
984
985
986
987
988
989
990
991
992
993
994
995
996
997
998
999
1000

(aspect ratios >4) and stumpy crystals. Zircons with large aspect ratios are more homogeneous in cathodoluminescence and are relatively darker than the stumpy zircons.

U-Pb geochronology

Precision and accuracy of LA-ICP-MS measurements

We consider only $^{206}\text{Pb}/^{238}\text{U}$ ages for the interpretation of the samples, because of the lower intensities of ^{207}Pb and ^{208}Pb and the larger influence from small amounts of common Pb on the $^{207}\text{Pb}/^{235}\text{U}$ and $^{208}\text{Pb}/^{232}\text{Th}$ ages. The accuracy of the measurements can be evaluated from the measured secondary standards. We analysed samples in six sessions along with routinely-used zircon reference materials (Plešovice, Temora and 91500), whereas in two sessions we used a younger reference materials (OD-3) with age comparable to our samples (~33 Ma). In addition, we analysed in one run two zircon sets after chemically abrasion along with CA zircon reference materials (OD-3_CA, Temora2_CA, 91500_CA). The mean age of the secondary standards during the sessions agree well with the published ID-TIMS reference values: Plešovice: 336.46 ± 0.52 Ma (MSWD=2.1, n=65 in 6 sessions), ref. age: 337.13 ± 0.37 Ma of Sláma et al. (2008); Temora2: 417.36 ± 0.79 Ma (MSWD=2.8, n=74 in 7 sessions), ref. age: 416.8 ± 1.3 Ma of Black et al. (2004); zircon 91500: 1060.6 ± 1.5 Ma (MSWD=1.7, n=72 in 7 sessions), ref. age: 1065 ± 2 Ma of Wiedenbeck et al. (1995). The younger OD-3 standard (Iwano et al. 2013) gave 32.72 ± 0.16 Ma weighted mean age (MSWD=3.2, n=33 in 3 sessions) that fits with the reference value of 32.853 ± 0.016 Ma (ID-TIMS) and an overall weighted average age of 33.0 ± 0.1 Ma (Iwano et al. 2013). Precision of these SRMs was found to be between 0.2% and 1.5% 2-standard-error (2se) for 7-13 replicate analyses and between 0.53% and 2.3% (2se) on individual point analyses. In two sessions, when coupled with trace element measurements, the 2se are systematically higher by ~10-30% due to less replicate measurements. The MSWD values obtained for the secondary standards are less than 5. All data can be found in the Online Resource 2 following the guidelines suggested by the Earthtime initiative (http://cirdles.org/LA-ICP-MS_Data_Handling).

Results of in-situ zircon dating

More than 750 individual zircon analyses from 11 samples were dated by LA-ICP-MS to better constrain the youngest eruption events and get insights into the magma evolution. Results are shown in Figures 6 and 7 and the full dataset is in the Online Resource 2. The number of individual age data in the suites after filtering, range from 27-51 per samples with the exception of Td-J, Td-F and Td-E (Table 1). The zircons from these three units (especially the ones of Td-E) have unusually high U concentrations; hence, a higher proportion (40-55%) of age data was discarded. In order to improve the representativeness we included measurements with higher U count rates, in case of Td-E.

$^{206}\text{Pb}/^{238}\text{U}$ dates of the 11 samples are sorted by their values (from oldest to youngest) and the majority of data spans from ~18 to ~14 Ma (Figs. 6 and 7). We have found two zircon cores with Proterozoic ages (Td-F-Grain27-41: 617 ± 6 Ma; FN1-Grain34-43: 580 ± 7 Ma), these dates were not used in the age calculations and are not shown in Figs. 6 and 7. Uncertainties of the individual zircon analyses are given as 2se and are usually between 1-3 % relative standard error (rse; average rse=1.5%). Zircon dates of Td-H, FN-1 and the chemically abraded

1 samples (Td-H_CA, Td-A_CA) have systematically higher 2se (average rse=2-2.5%) by ~40-50% as a result of
2 the different measurement setups (including trace elements). Isoplot v3.75 (Ludwig 2012) was used to calculate
3 the weighted means (Table 1) and UNMIX ages, which is based on the methods of Sambridge and Compston
4 (1994) (Figs. 6 and 7). The weighted mean ages for the suite of zircons are in the range of 16.32±0.13 Ma (Td-J)
5 to 14.19 ±0.12 Ma (Szv3-1), accompanied with MSWD (mean standard weighted deviates) values ranging from
6 2.3 to 24 (not calculated for Td-F). Based on high MSWD values, the spread of single concordant zircon dates
7 exceeds the analytical scatter in most of the samples (Table 1). Therefore, the weighted mean ages have little
8 geological meaning. The UNMIX function was used to further evaluate the age results and calculate statistically
9 distinguishable age populations (assuming Gaussian distributions for each) for samples having individual dates
10 that overlap within error, exemplified in sample Td-F (Figs. 6 and 7). Differences between the UNMIX age
11 populations within one sample range from 300 kyr to 2.67 Myr. The individual zircon analyses from a single
12 sample give either continuous or partly continuous age ranges, which cover 300 kyr to 700 kyr timespans. In
13 contrast to von Quadt et al. (2014), no differences between the chemically abraded and non-abraded zircons were
14 found, indicating that the accuracy of the obtained in-situ zircon dates was not affected by post crystallisation Pb
15 loss.

16
17
18
19
20
21
22 Six zircon grains of sample Td-A were measured by ID-TIMS and gave an average age of 14.408±0.018
23 Ma (Table 2), which is in excellent agreement with the weighted mean age value of 14.37±0.10 Ma measured by
24 LA-ICP-MS (Table 1). This agreement indicates the accuracy of our LA-ICP-MS measurements. Notably, the ID-
25 TIMS age has an MSWD of 7.5, indicating that it cannot be used as a single population in the statistical sense. The
26 same logic applies to the LA-ICP-MS data (MSWD is 11.5), confirming that the wide variation of the LA-ICP-
27 MS spot-ages could reflect “geological” scatter as opposed to analytical uncertainty.

31 *(U-Th)/He geochronology*

32
33
34
35
36 The samples from the Tibolddaróc section yield ages of 14.63±0.61 Ma (Td-H) and 14.27±0.59 Ma (Td-
37 A) Ft-corrected weighted mean ages, the errors (in 1 sigma confidence) on each measurements are 5.6-5.7% and
38 5.4%-5.6%, respectively. The youngest sample from Szv-3 borehole (Szv3-1) yielded 14.19±0.60 Ma, while the
39 Mn2-1 sample gave 14.45±0.66 Ma Ft-corrected weighted mean ages, the errors (1σ) on measurements are 5.4%-
40 5.7% and 5.5-5.8%, respectively. These ages are in good agreement with the in-situ U-Pb age results. Zircons from
41 the Mn2-2 sample yield much younger and inhomogeneous ages ranging between 6.8-14.2 Ma with similar (5.5%)
42 errors. These ages of Mn2-2, which represents the 1263-1268 m interval of the drill core suggest partial resetting
43 after deposition.

48 *Zircon geochemistry*

49
50
51
52
53 Overall, trace element contents in the analysed zircons show significant variability and distinct trends
54 among (and sometimes within) units. Hafnium concentrations range from 7000 to 12200 ppm (Fig. 8; more figures
55 are presented in the Online Resource 5.) This wide range is particularly obvious in Td-A and the Szv3-1 zircons,
56 whereas the other samples have a more restricted Hf range, particularly those from the DEMNE-1 and FN-1 (Hf
57 = 9200-11200 ppm). The Hf concentration is correlated with the Th/U ratio (which ranges from 0.2 to 1.0) except
58
59
60
61
62
63
64
65

1 for samples where more restricted compositional variations were found. The Eu anomaly (Eu/Eu*) ranges from
2 0.08 to 0.45, and shows a negative correlation with the Hf content (Fig. 8). Positive correlation is found between
3 U, Th/U and Y, with distinct trends observed even in single samples (Fig. 10). The Y content has a wide range
4 (300-5500 ppm), although there are samples where zircons have more restricted Y content (300-2000 ppm).
5

6 Titanium (only measured in Td-J, Td-H and Td-A) shows a negative correlation with Hf in the Td-A
7 zircons and in some of the Td-J zircons, whereas the Td-H zircons show a bimodal Ti distribution within a narrow
8 range (9000-10200 ppm) of Hf concentrations. The Ti content ranges from 3 to 9 ppm (limits of detection are <2.7
9 ppm), which is similar to that found in the zircons of Bishop Tuff (Chamberlain et al. 2014). Due to the lack of
10 appropriate oxide minerals, it is difficult to constrain the aTiO₂. However, we have found mostly ilmenite as FeTi-
11 oxide phase, thus we can set arbitrary the aTiO₂=0.7. This corresponds to the upper estimate of the TiO₂ activity
12 in the magma for the Bishop Tuff (Ghiorso and Gualda 2013; Chamberlain et al. 2014). Using this value, we
13 obtained crystallization temperatures ranging from 650 to 760 °C at aSiO₂=1 (Ferry and Watson 2007) for the BVF
14 zircons (Fig. 9). Decreasing the aTiO₂ value yields higher temperatures, although at the Ti concentration range of
15 the BVF zircons, only subtle changes can be observed between aTiO₂=0.65 and 0.8, a reasonable range for the
16 Bükkalja silicic magmas. Significantly higher temperatures are only obtained at aTiO₂<0.6.
17
18

19 Based on the compositional characteristics of the zircons (Figs. 8 and 10) and Online Resource 5), two
20 groups can be clearly distinguished within the studied BVF samples. Both groups contain zircons with similar and
21 coherent chemical characteristics (Fig. 8. and additional plots included in the Online Resource 5). Restricted
22 chemical variation (e.g., in Hf, Y, Nb, P) is found in the samples Td-H, DEMNE-1 and FN-1 (denoted as Group-
23 1), whereas the zircons of Td-A, Td-E and Szv3-1 samples (denoted as Group-2) show typically large
24 compositional variation. There is a strong correlation between Yb/Gd ratio and P content in the Group-1 zircons,
25 whereas no such relationship can be observed in the zircons of Group-2. The Group-1 zircons are characterized by
26 significantly lower Y (<1800 ppm), Nb (<4 ppm) contents and lower Nb/Ta ratios (<2.7) than the Group-2 zircons.
27 In addition, a bimodality in Yb/Gd, Eu/Eu* and Ti can be recognized at the same Hf and Th/U values in the Group-
28 1 samples. These geochemical features cannot be explained by the effect of sector zoning. According to
29 Chamberlain et al. (2014) and Cooper et al. (2014), Y concentrations and Eu anomaly is not affected by this type
30 of zoning, and neither the Eu/Eu* nor the Y concentration show systematic variation in such zircons. Furthermore,
31 we have not observed this bimodality in single zircon grains.
32

33 The additional samples (Td-J, Szv3-2 and the two Mn2 samples) cannot be classified unambiguously into
34 either main groups, although Szv3-2 resemble rather the Group-2, while the two Mn-2 samples are akin rather to
35 the Group-1 samples. Compositionally, the Td-J zircons share some key-features with those of the Group-1
36 zircons, but there are a few grains, which have strikingly different chemical character.
37
38

39 *Bulk rock geochemistry*

40 The variability of zircon geochemistry is consistent with the distinct bulk rock compositional
41 characteristics of the studied pyroclastic units. Fresh pumices and bulk tuff samples (in case of fine-grained
42 pyroclastic samples such as Td-H) were analysed from selected pyroclastic layers of the Tibolddaróc section and
43 from the Nagyeresztvény quarry, Demjén (sample DEMNE-1). The Td-H tuff unit and pumices from Demjén are
44 rhyodacites, whereas the others are rhyolites (SiO₂=69.5-76 wt%; K₂O=4.5-5.5 wt%; K₂O/Na₂O=1.8-3.0; Fig. 11).
45
46
47
48
49
50
51
52

1 The Group-2 and Group-1 groups distinguished based on zircon trace element composition show significantly
2 different bulk rock chemistry what is consistent also with the *in situ* trace element signatures of the glass shards
3 (Harangi et al. 2015). The Td-H tuff and the Demjén pumices are characterized by higher Th/Y, Nb/Y and Zr/Nb
4 ratios as well as distinct Eu/Eu* ratios from those of the Group-2 deposits (Fig. 11). In the latter one, the Td-F,
5 Td-E and Td-A pumices show clear compositional similarities. The distinct compositional character of the two
6 groups is corroborated by the very different rare earth element patterns as well (Fig. 11b).
7
8
9

10 **Discussion**

11 *Interpretation of zircon ages*

12
13
14
15
16 In-situ analyses (e.g., LA-ICP-MS, SIMS or SHRIMP dating) are powerful tools for zircon dating since
17 timescales of crystallization are expected to be better constrained by such methods than by bulk zircon dating (ID-
18 TIMS; e.g. Compston et al. 1984; Williams 1998; Košler and Sylvester 2003; Davis et al. 2003; Nemchin et al.
19 2013) when there is intra-crystal age zonation, although the precision of spot analyses is almost an order of
20 magnitude lower than ID-TIMS measurements (e.g. Nemchin et al. 2013; Mills 2012). Each single *in-situ* LA-
21 ICP-MS U-Pb age determined by our instrumental settings represents a circular area of 30 μm diameter and a
22 depth of $\sim 15 \mu\text{m}$. Zircons are usually $\leq 100 \mu\text{m}$ in width and have oscillatory zoning with or without distinct cores
23 (CL images in Figs. 4 and 5 and in the Online Resource 1). Most of the spot analyses were performed on the zircon
24 tips in order to obtain the youngest possible crystallization age. Several analyses were also conducted on interior
25 zones. As the analysed areas cover several growth zones and often incorporates core regions, the obtained zircon
26 dates represent a mixture of multiple age domains, either from successive crystal zones or even xenocrystic cores
27 with younger rims (e.g., Sambridge and Compston 1994). It follows that the intra-sample range of the obtained U-
28 Pb zircon spot dates should be similar, but generally smaller than the real crystallization age interval. In four data
29 points, significantly older ages were obtained at the rim than at the core. This could be explained by 3D effects of
30 oblique sectioning of the crystal, where old core occurred immediately underneath the rim part.
31
32
33
34
35
36
37
38
39

40 Most samples of the BVF exhibit a large range in U-Pb zircon dates which cannot be explained by
41 analytical scatter as shown by large MSWD values (Table 1). Temporal heterogeneities in the zircon dates may
42 result from a number of processes: (1) Pb loss; (2) common-Pb incorporation from the inclusions; (3) presence of
43 older xenocrysts or xenocrystic cores (xenocrysts = foreign to the magmatic system; Miller et al. 2007); and (4)
44 prolonged crystallization of zircons in the magma reservoir (i.e., mixture of co-magmatic phenocrysts and
45 antecrysts; Miller et al. 2007). Contrary to the results of von Quadt et al. (2014), significant Pb loss in BVF samples
46 can be ruled out since the Td-H and Td-A samples yielded exactly range in zircon dates with and without CA of
47 the zircons (Fig. 6). The effect of common-Pb is minimized by integration interval selection and the discordance
48 discard criterion. Explosive eruptions can remobilize older country rocks, the solidified part of the feeding channels
49 or can even involve older tephra from the surface. Furthermore, xenocrystic zircon cores or crystals can be found
50 in magmas that partly or wholly originated from the crust (e.g., Vazquez and Reid 2002; Charlier et al. 2005;
51 Wilson and Charlier 2009; Bachmann et al. 2010; Aydar et al. 2012; Paquette and Le Pennec 2012; Frazer et al.
52 2014).
53
54
55
56
57
58
59
60
61
62
63
64
65

1 In the BVF samples, only a few xenocrystic zircons were recognised based on their distinctly older ages
2 (shown in the probability density plots as much older age groups in Figs. 6-7 and even Proterozoic crystal cores).
3 A clear multimodal age spectrum is observed only in the sample Td-F (Fig. 6), which is coupled with different
4 zircon textures (i.e. the younger group comprises mainly elongated zircon habits while the older one contains
5 mainly stumpy zircons). The 33 zircon dates of this unit have the largest variation (Fig. 6). The two largest age
6 populations of this variation, calculated by the Isoplot UNMIX function, have mean ages of 14.70 ± 0.05 Ma (2se)
7 and 17.36 ± 0.09 Ma (2se) respectively (relative misfit=0.16). The MSWD values of the weighted mean ages of the
8 two age populations, comprising 62% and 38% of the data, are 14 and 6.6, respectively. Thus, the younger age
9 population can be interpreted as representing the zircon phenocryst and antecryst population, while the zircons
10 with the older ages could have derived from an older volcanic formation and thus can be regarded as xenocrystic
11 (i.e., not directly recycled from a melt-bearing mush). We did not find any zircon grains which contain U-Pb dates
12 from both populations, which indicates that the two zircon populations were probably mechanically mixed. In the
13 other samples the mechanical mixing during eruption or the pyroclastic-flow deposition can be ruled out, supported
14 by the fact that the intra-grain heterogeneities overlap with age range between grains (diagrams in Online Resource
15 1). Furthermore, we also stress that we obtained a significant spread in zircon dates from the Td-A sample, where
16 zircons were separated from pumice clasts (as opposed to bulk tuff samples), limiting the risk of contamination.
17 Hence, apart from the few zircon xenocrysts, the BVF samples can be characterized primarily by phenocrystic and
18 antecrystic zircons showing wide and probably non-Gaussian age distributions. This allows us to infer the lifetime
19 of zircon-saturated magmas in the system (e.g. Miller et al. 2007; Zimmerer and McIntosh 2012).
20

21 UNMIX age populations do not necessarily yield peak crystallization ages, as these ages depend on spot
22 distribution, but we can use them to gain a first-order estimate of the timescales of the magmatic system. Taking
23 only the continuous age ranges of the samples, the difference between the UNMIX age populations ranges from
24 300 kyr to ~700 kyr. These ages could be considered as the minimum lifetime of zircon-bearing, silicic magmas,
25 in agreement with many other volcanic systems worldwide (Brown and Fletcher 1999; Charlier et al. 2005;
26 Bachmann et al. 2007a; 2007b; Cooper et al. 2014; Cooper and Kent 2014).
27

28 *Constraints on the eruption ages*

29 Eruption ages of silicic volcanic rocks can be constrained by zircon geochronology in several ways. (U-
30 Th)/He zircon dating provides a powerful tool for this purpose, because the closure temperature for He diffusion
31 is about 150-220°C for zircons (Reiners et al. 2004; Guenther et al. 2013). Thus, the obtained ages should
32 correspond to the eruption ages, assuming that no post-depositional reheating occurred. Corrections for alpha-
33 ejection are required which can be obtained from morphometric analysis (Farley et al. 1996). This method was
34 successfully used to reproduce the eruption age of the Fish Canyon Tuff and other Tertiary volcanic rocks (Reiners
35 et al. 2002; Tagami et al. 2003; Reiners 2005; Hurai et al. 2013) and for eruption age determinations of Quaternary
36 volcanic events (e.g. Schmitt et al. 2006; 2010; Danišik et al. 2012; Gebauer et al. 2014; Harangi et al. 2015).
37

38 As discussed above, zircon exhibit protracted growth (> 100 kys) in our samples, as well as in many other
39 volcanic products worldwide (e.g., Brown and Fletcher 1999; Bachmann et al. 2007a; 2007b; Gelman et al. 2013;
40 Wotzlaw et al. 2013; Klemetti and Clynne 2014; Harangi et al. 2015), making it difficult to determine the eruption
41 age. However, the youngest U-Pb zircon dates obtained by U-Pb dating of zircons can be used to constrain the
42

1 eruption age as demonstrated by numerous studies (e.g. Charlier et al. 2005; Zimmerer and McIntosh 2012;
2 Guillon et al. 2014), which have shown that the youngest zircon dates and age populations are usually in good
3 agreement with the $^{40}\text{Ar}/^{39}\text{Ar}$ ages. In plutonic systems, Schaltegger et al. (2009), Memeti et al. (2010) and Schoene
4 et al. (2012) suggested that the youngest zircon fraction in ID-TIMS bulk zircon dating should be used to approach
5 the pluton formation, i.e., final solidification age, particularly in the case of wider age range (indicated by higher
6 MSWD value) of samples. We followed these considerations here and used the age of the youngest UNMIX age
7 as the statistically definable youngest crystallization age population to approach the eruption date.
8
9

10 The calculated 2se uncertainties of the youngest age groups (Table 4) are in the range of ca. 40 kyr to 100
11 kyr (<0.6% rse), which does not consider several sources of external systematic errors (Gehrels et al. 2008; Paton
12 et al. 2010). These are (1) the uncertainties in the decay constants for ^{238}U (0.16%; Jaffey et al. 1971); (2) in the
13 age of the primary standard (GJ-1) used for corrections (~1% estimated variation); (3) average uncertainty of the
14 corrections (estimated by the uncertainty and offset of SRM measurements; ~0.5-1%); (4) uncertainty attributed
15 to common-Pb from inclusions (<1%). According to our estimations on the possible external errors, the propagated
16 errors are in the range of 1.5-2%. Based on these considerations, we applied 2% uncertainty (for 2 sigma errors)
17 on the obtained ages. In the case of the more homogeneous samples (Td-J, Td-H, Td-E, DEMNE-1, FN1) the
18 eruption ages can be approached either by the youngest UNMIX age population or by the weighted mean ages
19 (rejecting the outliers defined by 2σ criteria). They give the same interpretative eruption ages within error except
20 for Td-J, which has a younger interpretative eruption age (based on the youngest age population) than the weighted
21 mean crystallization age. The obtained interpretative eruption ages were compared with the cooling ages derived
22 from the (U-Th)/He data (Table 4). Although the (U-Th)/He ages have higher uncertainty than the U-Pb ages, we
23 observed good agreement between the methods.
24
25
26
27
28
29
30
31

32 Four eruption phases can be distinguished within the studied BVF samples, primarily based on the
33 samples of Tibolddaróc section:
34

- 35 1. The oldest eruption age was determined for the sample Td-J that represents a pyroclastic fall deposit between
36 reworked volcanoclastic deposits, and is stratigraphically the oldest sampled unit of Tibolddaróc section (Fig.
37 2). The interpreted eruption age of this unit is 15.9 ± 0.3 Ma (Table 4). Márton et al. (2007) suggested that this
38 sample has a normal magnetic polarity and we can compare our proposed age data with the
39 magnetostratigraphic timescale (Gee and Kent 2007). There was a normal polarity subchron between 16.293
40 and 16.014 Ma (C5Cn.1n) that fits with our interpreted eruption age (Fig. 12). The eruption age could not be
41 younger than 16.014 Ma since this subchron was followed by a relatively long reverse subchron (16.014-
42 15.155 Ma; C5Br) and it probably gives an upper time constraint for the eruption age. The age of this unit
43 indicates that this eruption phase could more likely have been closer to the eruption of the Bogács ignimbrites
44 (“middle rhyolite tuff”: 16-17.5 Ma; Márton and Pécskay 1998) and it does not belong to the youngest
45 eruption period of the BVF.
46
47
48
49
50
- 51 2. The next eruption phase in stratigraphic order of Tibolddaróc section produced the ash-flow tuff of Td-H unit,
52 which yields a 14.8 ± 0.3 Ma eruption age. This is supported by the (U-Th)/He data (14.63 ± 0.61 Ma). The
53 Demjén-Nagyeresztvény (DEMNE-1) ignimbrite, which was previously regarded as one of the youngest
54 volcanic formations in the BVF (K/Ar: 13.84 ± 0.94 Ma; Márton and Pécskay 1998), and the ignimbrite
55 exposed in the Felnémet quarry (FN1) yield a similar age to the Td-H unit: 14.7 ± 0.3 Ma and 14.8 ± 0.3 Ma,
56 respectively. These three samples have relative homogeneous zircon age populations (Tables 1 and 4, Figs. 6
57
58
59
60
61
62
63
64
65

and 7) and their correlation is further confirmed by their remarkably similar zircon and bulk rock trace element geochemistry (Group H zircons, Figs. 8, 10 and 11) and zircon textures (i.e. stumpy zircons, Fig. 5). Thus, they could represent deposits of the same eruption (or part of the same eruption sequence from a given magma storage region). According to Márton and Pécskay (1998) and Márton et al. (2007), both the samples of Demjén-Nagyeresztvény (DEMNE-1) and Felnémet (FN1) quarries show reverse magnetic polarity. There were two shorter reversal periods in magnetic polarity (C5Bn1r and C5ADr) at 15.03-14.88 Ma and 14.80-14.61 Ma, which are in agreement with our interpreted eruption ages (Fig. 12). The eruption age could not be younger than 14.61 Ma as the next reverse polarity subchron was followed by a longer normal polarity subchron (14.61-14.16 Ma; C5ADn).

3. After a short quiescence period represented by a reworked deposit above Td-H unit in the Tibolddaróc section, the volcanic activity resumed at 14.6 ± 0.3 Ma, when repeated eruptions occurred, resulting in a complex pyroclastic sequence. This eruption phase produced the Td-F and Td-E units. Their eruption ages cannot be statistically distinguished from Td-H and the following Td-A unit. We note that compositional characteristics of both the Td-E zircons and Td-F, Td-E bulk rocks resemble those of the younger Td-A ignimbrite (Fig. 11). Therefore, these deposits were likely derived from a separate eruption event, presumably from the Group-2 magma reservoir, which later produced the large volume Td-A ignimbrite.
4. The last major volcanic event, producing the Td-A ignimbrite (Harsány ignimbrite; Lukács et al. 2007; 2009) occurred at 14.1 ± 0.3 Ma, following the reworked deposit above Td-E layer in the Tibolddaróc sequence (implying a shorter lull of volcanism). It can be correlated with the uppermost sample from the drill core of Szv3-1 (Fig. 3), which has the same age as Td-A within error and has similar zircon geochemistry. The interpreted eruption ages are in good agreement with the obtained ID-TIMS result (14.408 ± 0.018 Ma) and the (U-Th)/He ages of the Td-A (14.27 ± 0.59 Ma) and the Szv3-1 samples (14.19 ± 0.60). So far, these are the youngest zircon ages we obtained for the BVF silicic volcanic rocks, which are older than the previously suggested K/Ar ages (13.35 ± 1.01 Ma and 13.65 ± 0.72 Ma for the Harsány ignimbrite; Lukács et al. 2007).

The pyroclastic rocks of Szv3-2 and Mn-2 borehole (Mn2-1 and Mn2-2) samples (Fig. 3) show eruption ages between 14.4 - 14.7 ± 0.3 Ma which overlap the eruption ages of Td-H and Td-A units, and therefore cannot be correlated either of them based on their zircon ages. Trace element composition of these zircons does not give unambiguous affinity to either main geochemical zircon groups (Group H or A), although they are more similar to Group A.

Implications for the regional geology

The new zircon age data have important implications on the volcanic and tectonic evolution of the Northern Pannonian Basin. The oldest studied pyroclastic unit, Td-J, gives a 15.9 ± 0.3 Ma eruption age, which probably belongs to the “middle rhyolite tuff” and not to the youngest eruption period of the BVF (i.e. “upper rhyolite tuff”). According to the eruption ages obtained from the *in-situ* zircon analyses, at least two eruption phases can be distinguished within the youngest products of the BVF. The older one is represented by the samples belonging to Group-1 (Td-H, DEMNE-1, FN1) and has an eruption age of 14.8 ± 0.3 Ma and we refer this as Demjén Ignimbrite. The location of the eruption source could have been close to the DEMNE-1 locality, where the unwelded to slightly welded ignimbrites have a thickness over 30 m and thus, it could have been southwest-west of

1 the BVF. Considering the areal distribution (over 300 km²) and the minimum thickness (15-30 m; Lukács et al.
2 2007) of the deposit, a conservative estimate for the volume of the volcanic deposits could exceed 10 km³. It should
3 be noted that a thick ignimbrite with glass shards having strikingly similar trace element signature as DEMNE-1
4 can be found more than 50 km away (at Tar; Harangi et al. 2005), supporting the evacuation of large volume of
5 tephra during this eruption. The youngest volcanic product containing the Group-2 zircons is the Harsány
6 Ignimbrite (Td-A, Szv3-1) and has an eruption age of 14.1±0.3 Ma. The Td-A unit has a minimum thickness of 30
7 m at Tibolddaróc and can be correlated with the Szv3-1 deposit having ~ 40 m thickness 5 km away. Furthermore,
8 this unit can be recognized in other boreholes over 10 kms (Lukács et al. 2007; 2010). Thus, it is inferred that this
9 was again a significant eruption, when pyroclastic flows extended over 10's of km and covered a large area (several
10 hundred km²). The source region is inferred to be close to the Td-A locality, and the estimated volume of the
11 erupted volcanic material could be over 10 km³. Between these two larger eruption phases, an additional eruption
12 phase (represented by Td-E and Td-F having Group-2 zircon trace element compositional affinity), with typically
13 smaller volumes of erupted products, can be recognized in the stratigraphy of the Tibolddaróc section. This
14 volcanic event could be regarded as a precursor of the voluminous Harsány ignimbrite eruption, tapping the same
15 magma reservoir. Source regions of the two larger eruption phases (Demjén Ignimbrite and Harsány Ignimbrite)
16 seem to have developed at least 10-30 km apart from one another, similarly as the Okataina and Taupo magmatic
17 systems in New Zealand (Charlier et al. 2005; Charlier and Wilson 2010).
18

19 The tectonic significance of the new zircon ages is the definition of the limit of two important deformation
20 phases (stress fields) of the Northern Pannonian Basin. The two phases were separated by a 30° CCW block
21 rotation event (Fig. 12). This rotation corresponds to a change in stress field from (E)NE–(W)SW extension to a
22 more strike-slip-dominated stress field with E–W extension and N–S compression (Márton and Fodor 2005, Petrik
23 et al. 2014, 2015). The older stress field marked the classical syn-rift extension in the Pannonian basin, whereas
24 the younger, post-rotational deformation is related to important basin formation in a strike-slip setting south of the
25 BVF (Vatta-Maklár trough, Tari 1988). Tari (1988) and Petrik et al. (2014) demonstrated that the volcanic units
26 studied here were deposited in an actively subsiding graben system. Our new U-Pb zircon age data constrain a
27 maximum age of the start of this deformation of 14.8±0.3 Ma.
28

29 *Zircon trace element constraints on the magma evolution*

30 While zircon ages provide important constrains on the temporal evolution of silicic magma storage, the
31 internal texture and compositional signatures of the individual grains yield additional information on the nature of
32 the magmas. Trace element composition of zircons is a powerful tool that mirrors the magma evolution and
33 characterizes silicic magmatic systems (Hoskin and Schaltegger 2003; Klemetti et al. 2011; Klemetti and Clynne
34 2014; Wotzlaw et al. 2013; Chamberlain et al. 2014; Cooper et al. 2014; Storm et al. 2014). Based on the trace
35 element characteristics of the studied BVF zircons, we could distinguish two main groups, denoted as Group-1
36 (Demjén Ignimbrite) and Group-2 (Harsány Ignimbrite involving the Td-E and Td-F precursor eruption products),
37 which represent distinct magmatic systems. These silicic magma reservoirs evolved partially contemporaneously,
38 but were spatially separated and did not interact with each other, as indicated also by the U-Pb age data (Figs. 6
39 and 7). In the following, we focus primarily on the magma evolution of these two magmatic systems based on their
40 zircon trace element compositional features.
41

1 The evolution of the silicic magmas can be effectively monitored by the Hf content and Th/U and Zr/Hf
2 ratios of the zircons (indicators of the degree of crystal fractionation; Hoskin et al. 2000; Claiborne et al. 2006;
3 2010) combined with variation in Ti (controlled by crystallization temperature; Watson and Harrison, 2005), and
4 further trace element ratios, which reflect the pre- and co-crystallizing mineral phases (Hoskin et al. 2000). Using
5 these geochemical parameters (Fig. 8 and Online Resource 5), we can conclude that evolution of the magmas fed
6 the two major ignimbrite-forming eruptions was different. The wide range in Hf and Th/U values in the zircons of
7 the Harsány Ignimbrite suggest protracted magma differentiation, whereas these values in Demjén Ignimbrite
8 magma are more restricted. Two subparallel trends can be observed in the Y vs. Th/U diagram, where the Demjén
9 Ignimbrite zircons contain significantly less Y (<2000 ppm; Fig. 10) than those from the Harsány Ignimbrite. In
10 the latter case, Y shows a fan-shaped trend along with U, similar to the Tarawera (Storm et al. 2014) and
11 Mangakino (Cooper et al. 2014) zircons. The Ti-in-zircon thermometer yield low crystallization temperature (670-
12 760 °C using Ferry and Watson 2007 method with $a_{\text{TiO}_2}=0.7$ and $a_{\text{SiO}_2}=1$; Fig. 9; Online Resource 3) for both
13 magmas suggesting a relatively cold crystal mush state, close to the solidus temperature (around 680-700 °C for
14 water-saturated haplogranitic melts; Johannes and Holtz 1996). Zircon saturation temperatures (716-750 °C;
15 Watson and Harrison 1983; Ryerson and Watson 1987) calculated from the juvenile glasses of Demjén Ignimbrite
16 and Harsány Ignimbrite support this conclusion (Fig. 9; Online Resource 4).

17
18
19
20
21
22
23
24 The Eu/Eu* and Yb/Gd ratios (Fig. 8.) suggest pre- and co-crystallization of plagioclase, amphibole and
25 apatite, although in different degrees in the two silicic magma groups. Variation of Nd/Yb and Nd/Gd ratios along
26 Hf and Th/U implies allanite crystallization (Reid et al. 2011) during the latest stage of magma evolution. Indeed,
27 Lukács et al. (2009) described allanite in the Harsány Ignimbrite. The most extreme Eu/Eu* values (< 0.1) in the
28 Group-2 zircons coincide with the highest Hf, U and Th contents suggesting derivation from a highly evolved
29 melt, possibly crystallization in some of the most crystal-rich parts of the magma reservoir. In contrast, a sort of
30 bimodality in Eu/Eu* as well as Ti content can be recognized at the same Hf values in the zircons of the Demjén
31 Ignimbrite samples that could indicate existence of isolated magma batches within the magma reservoir.

32
33
34
35
36 The co-existence of a spatially non-connected magma systems with distinct silicic magma types is
37 corroborated by further trace element signatures. In the zircons of the Demjén Ignimbrite samples, Nb and Ta are
38 depleted (up to 5 and 1.5 ppm, respectively) and have high Hf/Nb ratio (>2000), whereas the zircons of the Harsány
39 Ignimbrite samples have typically low Hf/Nb ratio (mostly less than 2000) and are enriched in Nb and Ta (mostly
40 above 5 and 1 ppm, respectively). The HFSE content in zircons could reflect the composition of their parental
41 magmas and is higher mostly in the alkaline granitic rocks (Nardi et al. 2013). In general, such zircons have also
42 higher Nb/Ta ratios and deeper negative Eu-anomaly, which can be observed in the zircons of the Harsány
43 Ignimbrite samples (Online Resource 5). This could suggest that the zircons of the two ignimbrite units were
44 formed from different types of silicic magmas generated from distinct source regions. The contrasting behaviour
45 of HFSE in the BVF zircons can be observed also in other silicic volcanic systems. Zircons from the Bishop tuff
46 show Nb enrichment along with increasing Hf (Chamberlain et al. 2014), whereas zircons from the Mangakino
47 ignimbrites, Taupo zone (Cooper et al. 2014) have dominantly low Nb concentration, which does not vary with
48 increasing Hf. The reason of this dichotomy is still unresolved and warrants further research.

49
50
51
52
53
54
55
56
57
58 *The nature and lifetime of the silicic magma reservoirs*

1 The lifetime of silicic magma storage can be deduced from the zircon crystallization ages of single
2 samples. The silicic magma reservoirs of the BVF could have persisted over 300-700 kyr. Zircons evolved mostly
3 in a relatively cold crystal mush environment as indicated by the Ti in zircon thermometry and the relatively low
4 Zr/Hf and Th/U ratios. The zircons of the Demjén Ignimbrite samples indicate existence of isolated magma batches
5 within the magma reservoir. Distinct magma batches were suggested also for the Td-A magma based on the
6 bimodal pumice composition (Lukács et al. 2009), but this cannot be recognized unambiguously in the zircon
7 chemistry. Nevertheless, the studied BVF ignimbrites are crystal-poor products and therefore derive from melt-
8 dominated lenses. Thus, evolved melts from the magma differentiation zones have assembled into a common melt-
9 dominated lens, presumably just before the eruption, as discussed for a number of silicic volcanic units worldwide
10 (Shane et al. 2008; Cooper et al. 2012; Ellis and Wolff 2012; Bégué et al. 2014; Wotzlaw et al. 2014; 2015). This
11 resulted in evacuation of crystal-poor magmas, but with a zircon crystal cargo preserving the heterogeneous, long-
12 lived compositional character of the magma storage.
13

14 It is now commonly assumed that silicic magmatic reservoirs can grow incrementally by repeated
15 recharge from below (see Hildreth 2004; Lipman 2007 and Glazner et al. 2008 for reviews). The large range of
16 crystallization ages and the heterogeneous trace element character of the zircon cargo in single samples suggest a
17 magma storage in a partly mushy state over prolonged period (Koyaguchi and Kaneko 1999; Brown and Fletcher
18 1999; Bachmann and Bergantz 2004; Miller et al. 2007; Huber et al. 2010; Gelman et al. 2013; Wotzlaw et al.
19 2013). This condition could enable an effective recycling of the zircon antecryst population before the eruption.
20 We do not exclude that intermittent pulses of new magmas could arrive into the magma storage where they are
21 solidified within a short (<50 ka) time range (Sparks et al., 1990; Schmitt et al., 2010; Simon et al., 2014). Such
22 magma batches could be partially reactivated upon the arrival of a new magma batch. Zircon grains with up to 700
23 ka intra-crystal age differences could reflect such evolution. In this context, we consider that the warmest parts of
24 the magma reservoir can remain in a mushy state for several 100's ka, even up to 700 ka, similar to silicic plutons
25 (Walker et al. 2007; Schaltegger et al. 2009; Schoene et al. 2012; Lipman and Bachmann 2015), while peripheral
26 zones could enter sub-solidus conditions. When the solidified and mushy parts are reactivated, zircons can be
27 recycled in the interstitial melt and continue growing. This mechanism is supported by the commonly observed
28 resorption zones within the studied zircons (see Online Resource 1). These zircons can be regarded as antecrysts,
29 since they belong to the evolution of the same magma storage, as shown both by their U/Pb dates (within the time
30 range of the population) and their trace element compositions (consistent with the population). Intermittent mixing
31 could partly or wholly re-homogenize the mushy system and could preserve the zircons formed at different stages
32 and times in the evolved melt pockets. Such large-scale mixing in the crystal mush was suggested based on the
33 occurrence of antecrystic crystal cargo in the crystal-rich volcanic products of the Bogács unit by Czuppon et al.
34 (2012) also in the BVF.
35

36 Although we conclude that most of the studied zircons could be antecrysts, we have to note that the
37 analysed zircons were separated from the 63-125 μm sized fraction and we analysed only grains, which had a
38 certain width (larger than ca. 60 μm). There are also elongated narrow zircons in some samples, which notably
39 gave the youngest ages when reliable ages could be determined (e.g., Td-A, Fig. 4). Thus, these zircons might
40 have crystallized not long before the eruption, possibly from the silicic melt lens and therefore they can be regarded
41 as phenocrysts.
42

1 For such long upper crustal magma storage durations, sustained heat-flux via repeated arrival of mantle-
2 derived basaltic magma into the crustal column is necessary (Memeti et al. 2010; Gelman et al. 2013). The heat-
3 flux in the Pannonian Basin is still anomalously high (100-120 mW/m²; Lenkey et al. 2002; Horváth et al. 2015)
4 and is characterized by steep geothermal gradient consistent with thin crust (< 30 km) and lithosphere (< 80 km).
5 During the Middle Miocene the heat-flux could have been even higher when the initially thick lithosphere stretched
6 to more than half of the original thickness (Horváth 1993; Tari et al. 1999). The thinned continental crust
7 underwent a major thermal maturation providing a suitable situation for crustal magmatism and the existence of
8 long lasting magma reservoirs. A similar significant tectonomagmatic event, although in a different plate tectonic
9 environment, occurred in the southwestern North America during the Mid-Tertiary (Lipman et al. 1971; Lipman
10 and Glazner 1991) and was dubbed an “ignimbrite flare-up” (Coney 1978). This concept was introduced also to
11 the silicic magmatism of the Altiplano-Puna, Central Andes by De Silva (1989). We suggest that such an ignimbrite
12 flare-up event with strong thermomechanical influence on the crust could have occurred also during the Middle
13 Miocene major extensional phase of the Pannonian Basin.
14
15
16
17
18
19
20

21 **Conclusions**

22
23
24 This study reports an attempt to better constrain the ages of the youngest period of silicic volcanism of
25 the northern Pannonian Basin using U/Pb and (U-Th)/He geochronology on zircons. Beyond the obtained TIMS
26 data on single crystals, the individual in-situ ages determined by LA-ICP-MS technique help to identify the pre-
27 eruption residence time of the silicic magma reservoirs related to major ignimbrite-forming eruptions. The
28 youngest age populations isolated from the spot ages coincide well with the zircon (U-Th)/He data as well as ID-
29 TIMS result and record the closest age of eruption. Magnetic polarity data also support and bracket the interpreted
30 eruption ages obtained from the LA-ICP-MS data set. Our results show that zircon U-Pb geochronology coupled
31 with zircon geochemistry provides a powerful tool to correlate volcanic deposits of Middle Miocene (Badenian)
32 age within a selectively eroded area and likely could help in correlation with far-away ash layers or cryptotephra
33 as well. Correlating the eruption events with the regional magnetic polarity periods and the obtained
34 palaeomagnetic declination data from the BVF, we constrain the upper temporal boundary (15 Ma) of the youngest
35 CCW rotation in the northern part of the Pannonian Basin and at the same time, the beginning of a new deformation
36 phase, a strike-slip-dominated one of the Vatta-Maklár trough.
37
38
39
40
41
42
43

44 Based on our new geochronological data, we can recognize waxing and waning phases of magmatic
45 evolution during the younger stage of the Middle Miocene ignimbrite flare-up period in the Pannonian Basin. Two
46 voluminous (>10 km³) and one smaller eruption phases were distinguished within the youngest (14-15 Ma) episode
47 of this volcanism. Following the large volcanic eruptions, due to potential “freezing” of the left-over mush by the
48 rapid syn-eruptive decompression, new magma storage started to develop, accumulating silicic magma batches
49 derived from slightly different sources. This is reflected both by the compositional differences of zircons and the
50 distinct compositions of the juvenile materials. The individual silicic magma reservoirs could exist mostly in a
51 mushy state over 300-700 kyr, sustained by the high heat-flow and the steep crustal geothermal gradient during
52 the main lithospheric stretching phase of the Pannonian Basin. During the eruption stages evacuation of mostly
53 crystal-poor melts occurred. We demonstrate here that even crystal-poor rhyolitic ignimbrites can contain zircons
54 with wide age range possibly covering most of the lifetime of the magma reservoir.
55
56
57
58
59
60
61
62
63
64
65

1 **Acknowledgements**
2
3

4 The study was supported by the Hungarian National Research, Development and Innovation (NKFI) Fund OKTA
5 K81530 and OTKA PD112584. Réka Lukács was supported by the Bolyai János Research Fellowship and the
6 Campus Hungary Fellowship (B2/4R/12728). Constructive comments by two anonymous reviewers and by
7 Othmar Müntener as the Editor helped to improve the original version of the manuscript.
8
9

10
11 **References**
12

- 13
14 Annen C, Blundy JD, Leuthold J, Sparks RSJ (2015) Construction and evolution of igneous bodies: Towards an
15 integrated perspective of crustal magmatism. *Lithos* 230:206-221
16
17 Aydar E, Schmitt AK, Çubukçu HE, Akin L, Ersoy O, Sen E, Duncan RA, Atici G (2012) Correlation of
18 ignimbrites in the central Anatolian volcanic province using zircon and plagioclase ages and zircon
19 compositions. *Journal of Volcanology and Geothermal Research* 213–214:83-97
20
21 Bachmann O, Bergantz G (2008) The Magma Reservoirs That Feed Supereruptions. *Elements* 4(1):17-21
22
23 Bachmann O, Bergantz GW (2003) Rejuvenation of the Fish Canyon magma body: A window into the evolution
24 of large-volume silicic magma systems. *Geology* 31(9):789-792
25
26 Bachmann O, Bergantz GW (2004) On the Origin of Crystal-poor Rhyolites: Extracted from Batholithic Crystal
27 Mashes. *Journal of Petrology* 45(8):1565-1582
28
29 Bachmann O, Charlier BLA, Lowenstern JB (2007) Zircon crystallization and recycling in the magma chamber of
30 the rhyolitic Kos Plateau Tuff (Aegean arc). *Geology* 35(1):73-76
31
32 Bachmann O, Deering C, Ruprecht J, Huber C, Skopelitis A, Schnyder C (2012) Evolution of silicic magmas in
33 the Kos-Nisyros volcanic center, Greece: a petrological cycle associated with caldera collapse. *Contrib
34 Mineral Petrol* 163(1):151-166
35
36 Bachmann O, Dungan MA, Lipman PW (2002) The Fish Canyon Magma Body, San Juan Volcanic Field,
37 Colorado: Rejuvenation and Eruption of an Upper-Crustal Batholith. *Journal of Petrology* 43(8):1469-
38 1503
39
40 Bachmann O, Oberli F, Dungan MA, Meier M, Mundil R, Fischer H (2007) $^{40}\text{Ar}/^{39}\text{Ar}$ and U–Pb dating of the
41 Fish Canyon magmatic system, San Juan Volcanic field, Colorado: Evidence for an extended
42 crystallization history. *Chemical Geology* 236(1–2):134-166
43
44 Bachmann O, Schoene B, Schnyder C, Spikings R (2010) The $^{40}\text{Ar}/^{39}\text{Ar}$ and U/Pb dating of young rhyolites in
45 the Kos-Nisyros volcanic complex, Eastern Aegean Arc, Greece: Age discordance due to excess ^{40}Ar in
46 biotite. *Geochemistry, Geophysics, Geosystems* 11(8):Q0AA08
47
48 Bacon CR, Lowenstern JB (2005) Late Pleistocene granodiorite source for recycled zircon and phenocrysts in
49 rhyodacite lava at Crater Lake, Oregon. *Earth and Planetary Science Letters* 233(3–4):277-293
50
51 Bégué F, Deering CD, Gravley DM, Kennedy BM, Chambefort I, Gualda GAR, Bachmann O (2014) Extraction,
52 Storage and Eruption of Multiple Isolated Magma Batches in the Paired Mamaku and Ohakuri Eruption,
53 Taupo Volcanic Zone, New Zealand. *Journal of Petrology* 55(8):1653-1684
54
55 Black LP, Kamo SL, Allen CM, Davis DW, Aleinikoff JN, Valley JW, Mundil R, Campbell IH, Korsch RJ,
56 Williams IS, Foudoulis C (2004) Improved $^{206}\text{Pb}/^{238}\text{U}$ microprobe geochronology by the monitoring
57
58
59
60
61
62
63
64
65

- of a trace-element-related matrix effect; SHRIMP, ID-TIMS, ELA-ICP-MS and oxygen isotope documentation for a series of zircon standards. *Chemical Geology* 205(1–2):115-140
- 1
2
3 Brown SJA, Fletcher IR (1999) SHRIMP U-Pb dating of the preeruption growth history of zircons from the 340
4 ka Whakamaru Ignimbrite, New Zealand: Evidence for >250 k.y. magma residence times. *Geology*
5 27(11):1035-1038
6
- 7 Chamberlain KJ, Wilson CJN, Wooden JL, Charlier BLA, Ireland TR (2014) New Perspectives on the Bishop
8 Tuff from Zircon Textures, Ages and Trace Elements. *Journal of Petrology* 55(2):395-426
9
- 10 Charlier BLA, Wilson CJN (2010) Chronology and Evolution of Caldera-forming and Post-caldera Magma
11 Systems at Okataina Volcano, New Zealand from Zircon U-Th Model-age Spectra. *Journal of Petrology*
12 51(5):1121-1141
13
- 14 Charlier BLA, Wilson CJN, Lowenstern JB, Blake S, Van Calsteren PW, Davidson JP (2005) Magma Generation
15 at a Large, Hyperactive Silicic Volcano (Taupo, New Zealand) Revealed by U-Th and U-Pb Systematics
16 in Zircons. *Journal of Petrology* 46(1):3-32
17
- 18 Claiborne LL, Miller CF, Walker BA, Wooden JL, Mazdab FK, Bea F (2006) Tracking magmatic processes
19 through Zr/Hf ratios in rocks and Hf and Ti zoning in zircons: An example from the Spirit Mountain
20 batholith, Nevada. *Mineralogical Magazine* 70(5):517-543
21
- 22 Claiborne LL, Miller CF, Flanagan DM, Clynne MA, Wooden JL (2010) Zircon reveals protracted magma storage
23 and recycling beneath Mount St. Helens. *Geology* 38(11):1011-1014
24
- 25 Compston W, Williams IS, Meyer C (1984) U-Pb geochronology of zircons from lunar breccia 73217 using a
26 sensitive high mass-resolution ion microprobe. *Journal of Geophysical Research: Solid Earth*
27 89(S02):B525-B534
28
- 29 Coney PJ (1978) Mesozoic-Cenozoic Cordilleran plate tectonics. In: Smith RB, Eaton GP (eds) *Cenozoic tectonics*
30 and regional geophysics of the western Cordillera. *Geol Soc Am Mem* 152:33-50
31
- 32 Cooper G, Wilson CN, Charlier BA, Wooden J, Ireland T (2014) Temporal evolution and compositional signatures
33 of two supervolcanic systems recorded in zircons from Mangakino volcanic centre, New Zealand. *Contrib*
34 *Mineral Petrol* 167(6):1-23
35
- 36 Cooper GF, Wilson CJN, Millet M-A, Baker JA, Smith EGC (2012) Systematic tapping of independent magma
37 chambers during the 1 Ma Kidnappers supereruption. *Earth and Planetary Science Letters* 313–314:23-
38 33
39
- 40 Cooper KM, Kent AJR (2014) Rapid remobilization of magmatic crystals kept in cold storage. *Nature* 506:480-
41 483
42
- 43 Costa F (2008) Residence Times of Silicic Magmas Associated with Calderas. In: Joachim Gottsmann, Joan Marti
44 (eds) *Developments in Volcanology, Volume 10*, Elsevier, pp 1-55
45
- 46 Czuppon G, Lukács R, Harangi S, Mason PRD, Ntaflous T (2012) Mixing of crystal mushes and melts in the genesis
47 of the Bogács Ignimbrite suite, northern Hungary: An integrated geochemical investigation of mineral
48 phases and glasses. *Lithos* 148:71-85
49
- 50 Danišik M, Shane P, Schmitt AK, Hogg A, Santos GM, Storm S, Evans NJ, Keith Fifield L, Lindsay JM (2012)
51 Re-anchoring the late Pleistocene tephrochronology of New Zealand based on concordant radiocarbon
52 ages and combined $^{238}\text{U}/^{230}\text{Th}$ disequilibrium and (U-Th)/He zircon ages. *Earth and Planetary Science*
53 *Letters* 349–350:240-250
54
55
56
57
58
59
60
61
62
63
64
65

- 1 Danišik M, Fodor L, Dunkl I, Gerdes A, Csizmeg J, Hámor-Vidó M, Evans NJ (2015) A multi-system
2 geochronology in the Ad-3 borehole, Pannonian Basin (Hungary) with implications for dating volcanic
3 rocks by low-temperature thermochronology and for interpretation of (U-Th)/He data. *Terra Nova*
4 27:258–269
- 5 Deering CD, Bachmann O, Vogel TA (2011) The Ammonia Tanks Tuff: Erupting a melt-rich rhyolite cap and its
6 remobilized crystal cumulate. *Earth and Planetary Science Letters* 310(3–4):518–525
- 7 de Silva SL (1989) Altiplano-Puna volcanic complex of the central Andes. *Geology* 17:1102–1106
- 8 Dunkl I, Árkai P, Balogh K, Csontos L, Nagy G (1994) Modelling the thermal history using fission track data -
9 Exhumation of Bükk Mountains, Inner Western Carpathians (in Hungarian with English abstract).
10 *Földtani Közlöny* 124:1–24
- 11 Ellis BS, Wolff JA (2012) Complex storage of rhyolite in the central Snake River Plain. *Journal of Volcanology*
12 and *Geothermal Research* 211–212:1–11
- 13 Evans NJ, Byrne JP, Keegan JT, Dotter LE (2005) Determination of Uranium and Thorium in zircon, apatite, and
14 fluorite: Application to laser (U-Th)/He thermochronology. *Journal of Analytical Chemistry*
15 60(12):1159–1165
- 16 Farley KA (2002) (U-Th)/He Dating: Techniques, Calibrations, and Applications. *Reviews in Mineralogy and*
17 *Geochemistry* 47(1):819–844
- 18 Farley KA, Wolf RA, Silver LT (1996) The effects of long alpha-stopping distances on (U-Th)/He ages.
19 *Geochimica et Cosmochimica Acta* 60(21):4223–4229
- 20 Ferry JM, Watson EB (2007) New thermodynamic models and revised calibrations for the Ti-in-zircon and Zr-in-
21 rutile thermometers. *Contrib Mineral Petrol* 154(4):429–437
- 22 Frazer RE, Coleman DS, Mills RD (2014) Zircon U-Pb geochronology of the Mount Givens Granodiorite:
23 Implications for the genesis of large volumes of eruptible magma. *Journal of Geophysical Research: Solid*
24 *Earth* 119(4):2013JB010716
- 25 Gebauer S, Schmitt A, Pappalardo L, Stockli D, Lovera O (2014) Crystallization and eruption ages of Breccia
26 Museo (Campi Flegrei caldera, Italy) plutonic clasts and their relation to the Campanian ignimbrite.
27 *Contrib Mineral Petrol* 167(1):1–18
- 28 Gee JS, Kent DV (2007) 5.12 - Source of Oceanic Magnetic Anomalies and the Geomagnetic Polarity Timescale.
29 In: Schubert G (ed) *Treatise on Geophysics*, vol. Elsevier, Amsterdam, pp 455–507
- 30 Gehrels GE, Valencia VA, Ruiz J (2008) Enhanced precision, accuracy, efficiency, and spatial resolution of U-Pb
31 ages by laser ablation–multicollector–inductively coupled plasma–mass spectrometry. *Geochemistry,*
32 *Geophysics, Geosystems* 9(3):Q03017
- 33 Gelman SE, Gutiérrez FJ, Bachmann O (2013) On the longevity of large upper crustal silicic magma reservoirs.
34 *Geology* 41:759–762
- 35 Ghiorso M, Gualda GR (2013) A method for estimating the activity of titania in magmatic liquids from the
36 compositions of coexisting rhombohedral and cubic iron–titanium oxides. *Contrib Mineral Petrol*
37 165(1):73–81
- 38 Glazner AF, Bartley JM, Coleman DS, Gray W, Taylor RZ (2004) Are plutons assembled over millions of years
39 by amalgamation from small magma chambers? *GSA Today* 14:4–11
- 40 Glazner AF, Coleman DS, Bartley JM (2008) The tenuous connection between high-silica rhyolites and

granodiorite plutons. *Geology* 36(2):183-186

- 1
2
3
4
5
6
7
8
9
10
11
12
13
14
15
16
17
18
19
20
21
22
23
24
25
26
27
28
29
30
31
32
33
34
35
36
37
38
39
40
41
42
43
44
45
46
47
48
49
50
51
52
53
54
55
56
57
58
59
60
61
62
63
64
65
- Glazner, A., Coleman, D. & Mills, R. (2015). *The Volcanic-Plutonic Connection*. Springer Berlin Heidelberg, 1-22.
- Guenthner WR, Reiners PW, Ketcham RA, Nasdala L, Giester G (2013) Helium diffusion in natural zircon: Radiation damage, anisotropy, and the interpretation of zircon (U-Th)/He thermochronology. *American Journal of Science* 313(3):145-198
- Guillong M, Meier DL, Allan MM, Heinrich CA, Yardley BWD (2008) SILLS: A MATLAB-based program for the reduction of laser ablation ICP-MS data of homogeneous materials and inclusions. *Mineralogical Association of Canada Short Course* 40:328-333
- Guillong M, von Quadt A, Sakata S, Peytcheva I, Bachmann O (2014) LA-ICP-MS Pb-U dating of young zircons from the Kos-Nisyros volcanic centre, SE Aegean arc. *Journal of Analytical Atomic Spectrometry* 29(6):963-970
- Hámor G, Pogácsás G, Jámor Á (2001) Paleogeographic/structural evolutionary stages and the related volcanism of the Carpathian-Pannonian Region. *Acta Geologica Hungarica* 44:193-222
- Harangi S, Lenkey L (2007) Genesis of the Neogene to Quaternary volcanism in the Carpathian-Pannonian region: Role of subduction, extension, and mantle plume. *Geological Society of America Special Papers* 418:67-92
- Harangi S, Lukács R (2009) On the age of the Harsány ignimbrite, Bükkalja volcanic field, Northern Hungary – a discussion. *Central European Geology* 52(1):43-50
- Harangi S, Lukács R, Schmitt AK, Dunkl I, Molnár K, Kiss B, Seghedi I, Novothny Á, Molnár M (2015) Constraints on the timing of Quaternary volcanism and duration of magma residence at Ciomadul volcano, east-central Europe, from combined U–Th/He and U–Th zircon geochronology. *Journal of Volcanology and Geothermal Research* 301:66-80
- Harangi S, Mason PRD, Lukács R (2005) Correlation and petrogenesis of silicic pyroclastic rocks in the Northern Pannonian Basin, Eastern-Central Europe: In situ trace element data of glass shards and mineral chemical constraints. *Journal of Volcanology and Geothermal Research* 143(4):237-257
- Hildreth W (2004) Volcanological perspectives on Long Valley, Mammoth Mountain, and Mono Craters: several contiguous but discrete systems. *Journal of Volcanology and Geothermal Research* 136(3–4):169-198
- Hildreth W, Wilson CJN (2007) Compositional Zoning of the Bishop Tuff. *Journal of Petrology* 48(5):951-999
- Horváth F (1993) Towards a mechanical model for the formation of the Pannonian basin. *Tectonophysics* 226(1–4):333-357
- Horváth F, Bada G, Szafián P, Tari G, Ádám A, Cloetingh S (2006) Formation and deformation of the Pannonian Basin: constraints from observational data. *Geological Society, London, Memoirs* 32(1):191-206
- Horváth F, Musitz B, Balázs A, Végh A, Uhrin A, Nádor A, Koroknai B, Pap N, Tóth T, Wórum G (2015) Evolution of the Pannonian basin and its geothermal resources. *Geothermics* 53:328-352
- Horváth F, Royden LH (1981) Mechanism for formation of the intra-Carpathian basins: A review. *Earth. Evol. Sci.* 1:307-316
- Hoskin PWO, Kinny PD, Wyborn D, Chappell BW (2000) Identifying Accessory Mineral Saturation during Differentiation in Granitoid Magmas: an Integrated Approach. *Journal of Petrology* 41(9):1365-1396
- Hoskin PWO, Schaltegger U. (2003) The Composition of Zircon and Igneous and Metamorphic Petrogenesis:

Reviews in Mineralogy and Geochemistry 53(1):27-62.

- 1 Huber C, Bachmann O, Dufek J (2010) The limitations of melting on the reactivation of silicic mushes. *Journal of*
2 *Volcanology and Geothermal Research* 195(2–4):97-105
3
4 Huppert HE, Sparks RSJ (1988) The Generation of Granitic Magmas by Intrusion of Basalt into Continental Crust.
5 *Journal of Petrology* 29(3):599-624
6
7 Hurai V, Danišik M, Huraiová M, Paquette J-L, Ádám A (2013) Combined U/Pb and (U–Th)/He geochronometry
8 of basalt maars in Western Carpathians: implications for age of intraplate volcanism and origin of zircon
9 metasomatism. *Contrib Mineral Petrol* 166(4):1235-1251
10
11 Iwano H, Orihashi Y, Hirata T, Ogasawara M, Danhara T, Horie K, Hasebe N, Sueoka S, Tamura A, Hayasaka Y,
12 Katsube A, Ito H, Tani K, Kimura J-I, Chang Q, Kouchi Y, Haruta Y, Yamamoto K (2013) An inter-
13 laboratory evaluation of OD-3 zircon for use as a secondary U–Pb dating standard. *Island Arc* 22(3):382-
14 394
15
16 Jackson SE, Pearson NJ, Griffin WL, Belousova EA (2004) The application of laser ablation-inductively coupled
17 plasma-mass spectrometry to in situ U–Pb zircon geochronology. *Chemical Geology* 211(1–2):47-69
18
19 Jaffey AH, Flynn KF, Glendenin LE, Bentley WC, Essling AM (1971) Precision Measurement of Half-Lives and
20 Specific Activities of ²³⁵U and ²³⁸U. *Physical Review C* 4(5):1889-1906
21
22 Johannes W, Holtz F (1996) *Petrogenesis and experimental petrology of granitic rocks*. Springer-Verlag,
23 Berlin:335 p.
24
25 Klemetti EW, Clyne MA (2014) Localized rejuvenation of a crystal mush recorded in zircon temporal and
26 compositional variation at the Lassen Volcanic Center, northern California. *PLoS ONE* 9(12):e113157
27
28 Klemetti EW, Deering CD, Cooper KM, Roeske SM (2011): Magmatic perturbations in the Okataina Volcanic
29 Complex, New Zealand at thousand-year timescales recorded in single zircon crystals. *Earth and*
30 *Planetary Science Letters* 305(1):185-194
31
32 Košler J, Sylvester PJ (2003) Present Trends and the Future of Zircon in Geochronology: Laser Ablation ICPMS.
33 *Reviews in Mineralogy and Geochemistry* 53(1):243-275
34
35 Koyaguchi T, Kaneko K (1999) A two-stage thermal evolution model of magmas in continental crust. *Journal of*
36 *Petrology* 40:241-254
37
38 Lee JKW, Williams IS, Ellis DJ (1997) Pb, U and Th diffusion in natural zircon. *Nature* 390:159-162
39
40 Lenkey L, Dövényi P, Horváth F, Cloetingh S (2002) Geothermics of the Pannonian Basin and its bearing on the
41 neotectonics. *EGU Stephan Mueller Special Publications Series*, 3:29-40
42
43 Less Gy, Kovács S, Pelikán P, Pentelényi L, Sásdi L (2005a) *Geology of the Bükk Mountains*. Magyar Állami
44 Földtani Intézet, Budapest:284 p.
45
46 Less Gy, Gulácsi Z, Kovács S, Pelikán P, Pentelényi L, Rezessy A, Sásdi L (2005b) *Geological map of the Bükk*
47 *Mountains 1: 50 000*. Magyar Állami Földtani Intézet, Budapest
48
49 Lipman PW (2007) Incremental assembly and prolonged consolidation of Cordilleran magma chambers: Evidence
50 from the Southern Rocky Mountain volcanic field. *Geosphere* 3(1):42-70
51
52 Lipman PW, Glazner AF (1991) Introduction to Middle Tertiary Cordilleran volcanism: magma sources and
53 relations to regional tectonics. *J Geophys Res* 96:13193–13199
54
55 Lipman PW, Bachmann O (2015) Ignimbrites to batholiths: Integrating perspectives from geological, geophysical,
56 and geochronological data. *Geosphere* 11(3):705–743
57
58
59
60
61
62
63
64
65

- 1 Lipman PW, Prostka HJ, Christiansen RL. (1971): Evolving subduction zones in the Western United States, as
2 interpreted from igneous rocks. *Science* 174:821-825.
- 3 Ludwig KR (2012) *Isoplot, A Geochronological Toolkit for Microsoft Excel*. Berkeley Geochronology Center,
4 Special Publication 5:75 p.
- 5 Lukács R, Harangi S, Mason PRD, Ntaflós T (2009) Bimodal pumice populations in the 13.5 Ma Harsány
6 ignimbrite, Bükkalja Volcanic Field, Northern Hungary: syn-eruptive mingling of distinct rhyolitic
7 magma batches? *Central European Geology* 52(1):51-72
- 8 Lukács R, Harangi S, Ntaflós T, Koller F, Pécskay Z (2007) A Bükkalján megjelenő felső riolituffaszint vizsgálati
9 eredményei: a harsányi ignimbrit egység. *Földtani Közlöny* 137(4):487-514.
- 10 Lukács R, Harangi S, Ntaflós T, Mason PRD (2005) Silicate melt inclusions in the phenocrysts of the Szomolya
11 Ignimbrite, Bükkalja Volcanic Field (Northern Hungary): Implications for magma chamber processes.
12 *Chemical Geology* 223(1–3):46-67
- 13 Lukács R, Harangi S, Radócz G, Kádár M, Pécskay Z, Ntaflós T (2010) A Nyékládháza-1, Miskolc-7 és Miskolc-
14 8 sz. fúrások miocén vulkáni kőzetei és párhuzamosításuk a Bükkalja vulkáni képződményeivel. *Földtani
15 Közlöny* 140(1):31-48
- 16 Marillo-Sialer E, Woodhead J, Hergt J, Greig A, Guillong M, Gleadow A, Evans N, Paton C (2014) The zircon
17 'matrix effect': evidence for an ablation rate control on the accuracy of U-Pb age determinations by LA-
18 ICP-MS. *Journal of Analytical Atomic Spectrometry* 29(6):981-989
- 19 Márton E, Fodor L (1995) Combination of palaeomagnetic and stress data—a case study from North Hungary.
20 *Tectonophysics* 242(1–2):99-114
- 21 Márton E, Pécskay Z (1998) Complex evaluation of paleomagnetic and K/Ar isotope data of the Miocene
22 ignimbritic volcanics in the Bükk Foreland, Hungary. *Acta Geologica Hungarica* 41:467-476.
- 23 Márton E, Zelenka T, Márton P (2007) Paleomagnetic correlation of Miocene pyroclastics of the Bükk Mts. and
24 their forelands. *Central European Geology* 50(1):47-57
- 25 Mattinson JM (2005) Zircon U–Pb chemical abrasion (“CA-TIMS”) method: Combined annealing and multi-step
26 partial dissolution analysis for improved precision and accuracy of zircon ages. *Chemical Geology* 220(1–
27 2):47-66
- 28 Memeti V, Paterson S, Matzel J, Mundil R, Okaya D (2010) Magmatic lobes as “snapshots” of magma chamber
29 growth and evolution in large, composite batholiths: An example from the Tuolumne intrusion, Sierra
30 Nevada, California. *Geological Society of America Bulletin* 122(11-12):1912-1931
- 31 Miller JS, Matzel JEP, Miller CF, Burgess SD, Miller RB (2007) Zircon growth and recycling during the assembly
32 of large, composite arc plutons. *Journal of Volcanology and Geothermal Research* 167(1–4):282-299
- 33 Mills RD (2012) Re-evaluating pluton/volcano connections and igneous textures in light of incremental magma
34 emplacement. PhD Thesis Chapel Hill. North Carolina, University of North Carolina:99 p.
- 35 Nardi LVS, Formoso MLL, Müller IF, Fontana E, Jarvis K, Lamarão C (2013) Zircon/rock partition coefficients
36 of REEs, Y, Th, U, Nb, and Ta in granitic rocks: Uses for provenance and mineral exploration purposes.
37 *Chemical Geology* 335:1-7
- 38 Nemchin AA, Horstwood MSA, Whitehouse MJ (2013) High-Spatial-Resolution Geochronology. *Elements*
39 9(1):31-37
- 40 Paquette J-L, Le Pennec J-L (2012) 3.8 Ga zircons sampled by Neogene ignimbrite eruptions in Central Anatolia.

- 1 Paton C, Hellstrom J, Paul B, Woodhead J, Hergt J (2011) Iolite: Freeware for the visualisation and processing of
2 mass spectrometric data. *Journal of Analytical Atomic Spectrometry* 26(12):2508-2518
3
4 Paton C, Woodhead JD, Hellstrom JC, Hergt JM, Greig A, Maas R (2010) Improved laser ablation U-Pb zircon
5 geochronology through robust downhole fractionation correction. *Geochemistry, Geophysics,
6 Geosystems* 11(3):Q0AA06
7
8 Pécskay Z, Lexa J, Szakács A, Seghedi I, Balogh K, Konecny V, Zelenka T, Kovac M, Póka T, Fülöp A, Márton
9 E, Panaiotu C, Cvetkovic V (2006) Geochronology of Neogene magmatism in the Carpathian arc and
10 intra-Carpathian area. *Geologica Carpathica* 57:511-530
11
12 Petrik A, Beke B, Fodor L (2014) Combined analysis of faults and deformation bands reveals the Cenozoic
13 structural evolution of the southern Bükk foreland (Hungary). *Tectonophysics* 633:43-62
14
15 Petrik A, Beke B, Fodor L, Lukács R (2015) Cenozoic structural evolution of the southwestern Bükk Mts. and the
16 southern part of the Darnó Deformation Belt (NE Hungary). *Geologica Carpathica* in press
17
18 Petrus JA, Kamber BS (2012) VizualAge: A Novel Approach to Laser Ablation ICP-MS U-Pb Geochronology
19 Data Reduction. *Geostandards and Geoanalytical Research* 36(3):247-270
20
21 Reid M, Vazquez J, Schmitt A (2011) Zircon-scale insights into the history of a Supervolcano, Bishop Tuff, Long
22 Valley, California, with implications for the Ti-in-zircon geothermometer. *Contrib Mineral Petrol*
23 161(2):293-311
24
25 Reid MR, Coath CD (2000) In situ U-Pb ages of zircons from the Bishop Tuff: No evidence for long crystal
26 residence times. *Geology* 28(5):443-446
27
28 Reiners PW (2005) Zircon (U–Th)/He thermochronometry. *Mineral Soc. Am. Rev. Mineral Geochem* 58:151-179
29
30 Reiners PW, Farley KA, Hickes HJ (2002) He diffusion and (U–Th)/He thermochronometry of zircon: initial
31 results from Fish Canyon Tuff and Gold Butte. *Tectonophysics* 349(1–4):297-308
32
33 Reiners PW, Spell TL, Nicolescu S, Zanetti KA (2004) Zircon (U-Th)/He thermochronometry: He diffusion and
34 comparisons with $^{40}\text{Ar}/^{39}\text{Ar}$ dating. *Geochimica et Cosmochimica Acta* 68(8):1857-1887
35
36 Ryerson FJ, Watson EB (1987) Rutile saturation in magmas: implications for Ti-Nb-Ta depletion in orogenic rock
37 series. *Earth Planetary Science Letters* 86:225-239.
38
39 Sambridge MS, Compston W (1994) Mixture modeling of multi-component data sets with application to ion-probe
40 zircon ages. *Earth and Planetary Science Letters* 128(3–4):373-390
41
42 Schaltegger U, Brack P, Ovtcharova M, Peytcheva I, Schoene B, Stracke A, Marocchi M, Bargossi GM (2009)
43 Zircon and titanite recording 1.5 million years of magma accretion, crystallization and initial
44 cooling in a composite pluton (southern Adamello batholith, northern Italy). *Earth and Planetary Science
45 Letters* 286(1–2):208-218
46
47 Schmitt A, Danišik M, Evans N, Siebel W, Kiemle E, Aydin F, Harvey J (2011) Acigöl rhyolite field, Central
48 Anatolia (part 1): high-resolution dating of eruption episodes and zircon growth rates. *Contrib Mineral
49 Petrol* 162(6):1215-1231
50
51 Schmitt AK, Stockli DF, Hausback BP (2006) Eruption and magma crystallization ages of Las Tres Vírgenes (Baja
52 California) constrained by combined $^{230}\text{Th}/^{238}\text{U}$ and (U–Th)/He dating of zircon. *Journal of
53 Volcanology and Geothermal Research* 158(3–4):281-295
54
55 Schmitt AK, Stockli DF, Lindsay JM, Robertson R, Lovera OM, Kislitsyn R (2010) Episodic growth and
56
57
58
59
60
61
62
63
64
65

- homogenization of plutonic roots in arc volcanoes from combined U–Th and (U–Th)/He zircon dating. *Earth and Planetary Science Letters* 295(1–2):91-103
- Schoene B, Schaltegger U, Brack P, Latkoczy C, Stracke A, Günther D (2012) Rates of magma differentiation and emplacement in a ballooning pluton recorded by U–Pb TIMS-TEA, Adamello batholith, Italy. *Earth and Planetary Science Letters* 355–356:162-173
- Shane P, Nairn IA, Smith VC (2005) Magma mingling in the ~50 ka Rotoiti eruption from Okataina Volcanic Centre: implications for geochemical diversity and chronology of large volume rhyolites. *Journal of Volcanology and Geothermal Research* 139(3–4):295-313
- Shane P, Martin SB, Smith VC, Beggs KF, Darragh MB, Cole JW, Nairn IA (2007) Multiple rhyolite magmas and basalt injection in the 17.7 ka Rerewhakaaitu eruption episode from Tarawera volcanic complex, New Zealand. *Journal of Volcanology and Geothermal Research* 164(1–2):1-26
- Shane P, Nairn IA, Smith VC, Darragh M, Beggs K, Cole JW (2008): Silicic recharge of multiple rhyolite magmas by basaltic intrusion during the 22.6 ka Okareka Eruption Episode, New Zealand. *Lithos* 103(3):527-549.
- Simon J, Weis D, DePaolo D, Renne P, Mundil R, Schmitt A (2014) Assimilation of preexisting Pleistocene intrusions at Long Valley by periodic magma recharge accelerates rhyolite generation: rethinking the remelting model. *Contrib Mineral Petrol* 167(1):1-34
- Simon JI, Renne PR, Mundil R (2008) Implications of pre-eruptive magmatic histories of zircons for U–Pb geochronology of silicic extrusions. *Earth and Planetary Science Letters* 266(1–2):182-194
- Sláma J, Košler J, Condon DJ, Crowley JL, Gerdes A, Hanchar JM, Horstwood MSA, Morris GA, Nasdala L, Norberg N, Schaltegger U, Schoene B, Tubrett MN, Whitehouse MJ (2008) Plešovice zircon — A new natural reference material for U–Pb and Hf isotopic microanalysis. *Chemical Geology* 249(1–2):1-35
- Smith VC, Shane P, Nairn IA (2004) Reactivation of a rhyolitic magma body by new rhyolitic intrusion before the 15.8 ka Rotorua eruptive episode: implications for magma storage in the Okataina Volcanic Centre, New Zealand. *Journal of the Geological Society* 161(5):757-772
- Sparks RSJ, Huppert HE, Wilson CJN (1990) Comment on “Evidence for long residence times of rhyolitic magma in the Long Valley magmatic system: the isotopic record in precaldera lavas of Glass Mountain” by A.N. Halliday, G.A. Mahood, P. Holden, J.M. Metz, T.J. Dempster and J.P. Davidson. *Earth and Planetary Science Letters* 99(4):387-389
- Storm S, Schmitt A, Shane P, Lindsay J (2014) Zircon trace element chemistry at sub-micrometer resolution for Tarawera volcano, New Zealand, and implications for rhyolite magma evolution. *Contributions to Mineralogy and Petrology* 167:1000
- Sun SS, McDonough WF (1989) Chemical and isotopic systematics of oceanic basalts: implications for mantle composition and processes. In: Saunders AD, Norry MJ (Eds.), *Magmatism in the oceanic basins*, Geol. Soc. Spec. Publ. No.42:313-345
- Szabó C, Harangi S, Csontos L (1992) Review of Neogene and Quaternary volcanism of the Carpathian-Pannonian region. *Tectonophysics* 208(1–3):243-256
- Szakács A, Zelenka T, Márton E, Pécskay Z, Póka T, Seghedi I (1998) Miocene acidic explosive volcanism in the Bükk Foreland, Hungary: Identifying eruptive sequences and searching for source locations. . *Acta Geologica Hungarica* 41:413-435
- Széky-Fux V, Kozák M, Püspöki Z (2007) Covered Neogene volcanism of East Hungary. . *Acta Geographica ac*

- 1
2
3
4
5
6
7
8
9
10
11
12
13
14
15
16
17
18
19
20
21
22
23
24
25
26
27
28
29
30
31
32
33
34
35
36
37
38
39
40
41
42
43
44
45
46
47
48
49
50
51
52
53
54
55
56
57
58
59
60
61
62
63
64
65
- Tagami T, Farley KA, Stockli DF (2003) (U–Th)/He geochronology of single zircon grains of known Tertiary eruption age. *Earth and Planetary Science Letters* 207(1–4):57-67
- Tari G, Dövényi P, Horváth F, Dunkl I, Lenkey L, Stefanescu M, Szafián P, Tóth T (1999) Lithospheric structure of the Pannonian basin derived from seismic, gravity and geothermal data., in Durand, B., Jolivet, L., Horváth, F., and Séranne, M., eds., *The Mediterranean Basins: Tertiary extension within the Alpine orogen*. Geological Society, London, Special Publication 156:215-250.
- Vazquez J, Reid M (2002) Time scales of magma storage and differentiation of voluminous high-silica rhyolites at Yellowstone caldera, Wyoming. *Contrib Mineral Petrol* 144(3):274-285
- von Quadt A, Gallhofer D, Guillong M, Peytcheva I, Waelle M, Sakata S (2014) U-Pb dating of CA/non-CA treated zircons obtained by LA-ICP-MS and CA-TIMS techniques: impact for their geological interpretation. *Journal of Analytical Atomic Spectrometry* 29(9):1618-1629
- Walker Jr BA, Miller CF, Lowery Claiborne L, Wooden JL, Miller JS (2007) Geology and geochronology of the Spirit Mountain batholith, southern Nevada: Implications for timescales and physical processes of batholith construction. *Journal of Volcanology and Geothermal Research* 167(1–4):239-262
- Watson EB, Harrison TM (1983): Zircon saturation revisited: temperature and composition effects in a variety of crustal magma types. *Earth and Planetary Science Letters* 64(2): 295-304
- Wiedenbeck M, Allé P, Corfu F, Griffin WL, Meier M, Oberli F, Quadt AV, Roddick JC, Spiegel W (1995) Three natural zircon standards for U-Th-Pb, Lu-Hf, trace element and REE analyses. *Geostandards Newsletter* 19(1):1-23
- Williams IS (1998) U-Th-Pb geochronology by ion microprobe. *Rev. Econ. Geol.* 7:1-35
- Wilson CJN, Charlier BLA (2009) Rapid rates of magma generation at contemporaneous magma systems, Taupo Volcano, New Zealand: Insights from U–Th model-age spectra in zircons. *Journal of Petrology* 50(5):875-907
- Wotzlaw J-F, Schaltegger U, Frick DA, Dungan MA, Gerdes A, Günther D (2013) Tracking the evolution of large-volume silicic magma reservoirs from assembly to supereruption. *Geology* 41(8):867-870.
- Wotzlaw J-F, Bindeman IN, Watts KE, Schmitt AK, Caricchi L, Schaltegger U (2014) Linking rapid magma reservoir assembly and eruption trigger mechanisms at evolved Yellowstone-type supervolcanoes. *Geology* 42(9):807-810.
- Wotzlaw J-F, Bindeman IN, Stern RA, D’Abzac F-X, Schaltegger U (2015) Rapid heterogeneous assembly of multiple magma reservoirs prior to Yellowstone supereruptions. *Scientific Reports* 5: 14026.
- Zelenka T, Póka T, Márton E, Pécskay Z (2004) A Tari Dácittufa Formáció típuszelvényének felülvizsgálata. *MÁFI Évi Jelentés 2004-ről*:73-84
- Zimmerer MJ, McIntosh WC (2012) The geochronology of volcanic and plutonic rocks at the Questa caldera: Constraints on the origin of caldera-related silicic magmas. *Geological Society of America Bulletin* 124(7-8):1394-1408

Figure Captions

Fig. 1 The position of Bükkalja Volcanic Field (BVF) in the Carpathian-Pannonian Region and a simplified geological map (based on the maps and the distinction of the main volcanic units provided by Szakács et al. 1998, Harangi et al. 2005 and Less et al. 2005a; 2005b) of the study area with the sample sites.

Fig. 2 Stratigraphic sequence at Tibolddaróc with volcanological description and interpretation (after Lukács et al. 2009) and with the location of the studied samples. Td-A was interpreted as represents the Harsány ignimbrite (Lukács et al. 2009), whereas the Td-M is the part of the Bogács unit described by Czuppon et al. (2012). Abbreviations of size fractions: A=ash; L=lapilli; B=block

Fig. 3 Sequences of Szv-3 and Mn-2 boreholes with the studied samples. Stratigraphy and distinction of the volcanic tuff horizons are based on the former drilling core interpretations compiled from well log documents of the Hungarian Geological Survey. Note, different vertical scales

Fig. 4 CL textures of typical zircons of Td-A samples with the LA-ICP-MS ages (uncertainties are 1-3% rse reported in the Online Resource 1). Scale is 100 μm

Fig. 5 CL textures of typical zircons of Group H (Td-H, DEMNE-1, FN1) samples with the LA-ICP-MS ages (uncertainties are 1-3% rse reported in the Online Resource 1). Scale is 100 μm

Fig. 6 a Comparison of LA-ICP-MS spot ages and UNMIX results of chemically abraded (CA) and non-abraded zircons of Td-H and Td-A samples. No detectable difference can be found between them based on the youngest UNMIX age populations (denoted with bold numbers). These similarities are supported also by the weighted mean values as shown in Table 1. Note that the smaller uncertainties of the individual spot ages in Td-A is due to the different analytical setup, i.e. in this case trace elements were not measured simultaneously with the U/Pb isotope ratios. **b** Zircon LA-ICP-MS U-Pb spot ages with UNMIX ages (Td-J, Td-F, Td-E; youngest age populations in bold) of samples from Tibolddaróc section.

Fig. 7 Results of in-situ LA-ICP-MS U-Pb age dating with the probability density curves and the calculated UNMIX ages (youngest age populations in bold) of samples from Szv3 and Mn2 boreholes and DEMNE-1 and FN1 localities

Fig. 8 Trace element variation of Group-1 (Td-H, DEMNE-1, FN1) and Group-2 (Td-A, Td-E, Szv3-1) zircons. Further diagrams are found in the Online Resource 5

Fig. 9 Hf vs. Ti-in-zircon-temperature (T_{TIZ}) plot showing also the zircon saturation temperature (T^{sat}) range calculated from the in-situ glass shard and pumice glass compositions of the Tibolddaróc (Td-A; Group-2) and Demjén (DEMNE-1; Group H) samples. This suggests that the studied zircons could have crystallized from a cold (< 760 °C) crystal mush environment. Symbols as in Fig. 8.

1 **Fig. 10** Th/U vs. Y diagram for the Group-1 and Group-2 zircons. They form two distinct trends. The Group-1
2 trend is more coherent, whereas there is a larger scatter along the Group-2 trend. The Group-1 zircons have
3 systematically lower Y content at given Th/U ratio than those of Group-2. Symbols as in Fig. 8.
4

5 **Fig. 11** Th vs. Th/Y ratio plot and chondrite (Sun and McDonough 1989) normalized rare earth element diagram
6 for the pumices and bulk tuff samples of the studied volcanic units. The trace element composition as well as the
7 rare earth element patterns are clearly distinct in the samples with Group-1 and Group-2 zircons.
8
9

10 **Fig. 12** Comparison of the interpreted eruption ages with the magnetic polarity epochs (Gee and Kent, 2007) and
11 the available magnetic polarity data (Márton and Pécskay 1998; Márton et al. 2007). The narrow magnetic polarity
12 subchrons help to bracket the eruption ages and refines the age of CCW rotation event defined by Márton et al.
13 (2007) and the change in the regional stress-field (Márton and Fodor 2005, Petrik et al. 2014, 2015)
14
15
16
17

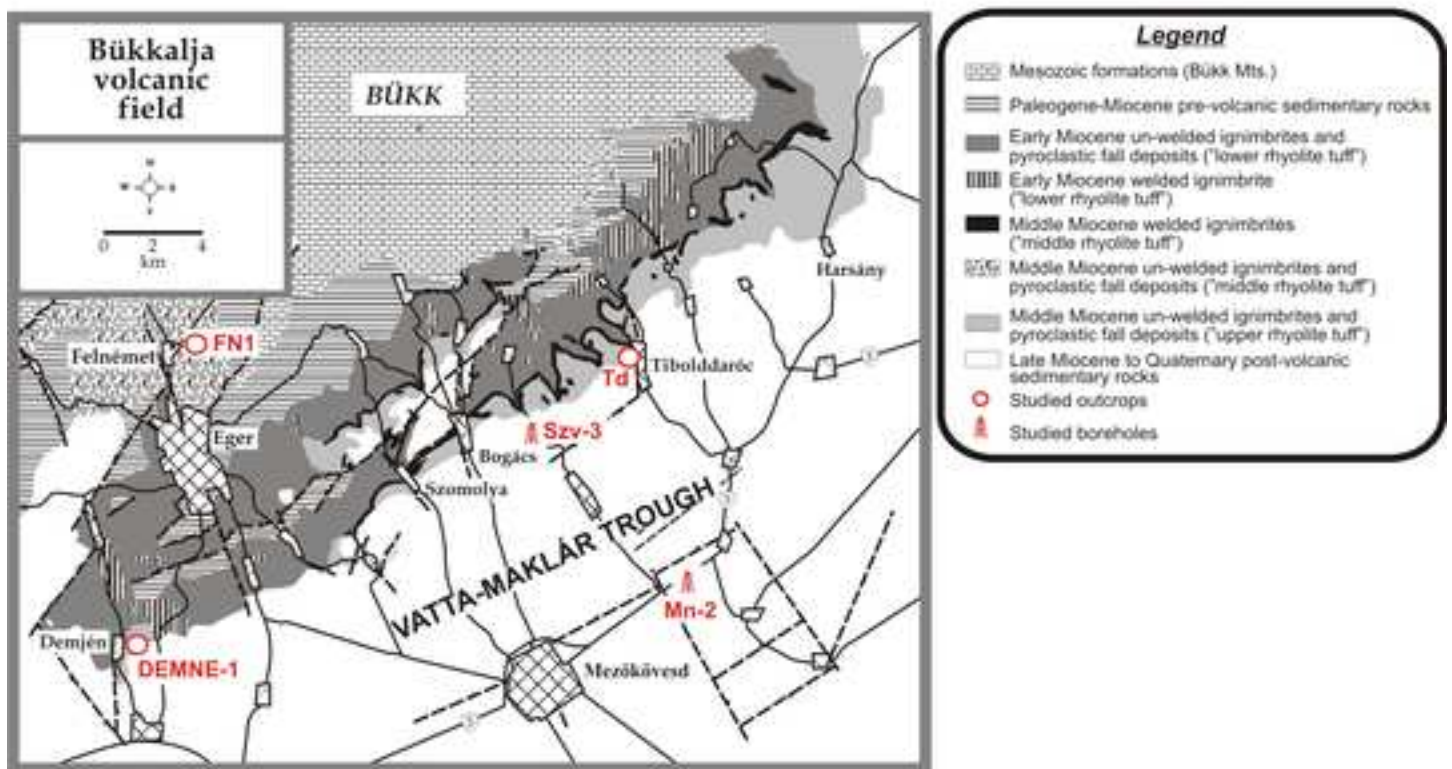
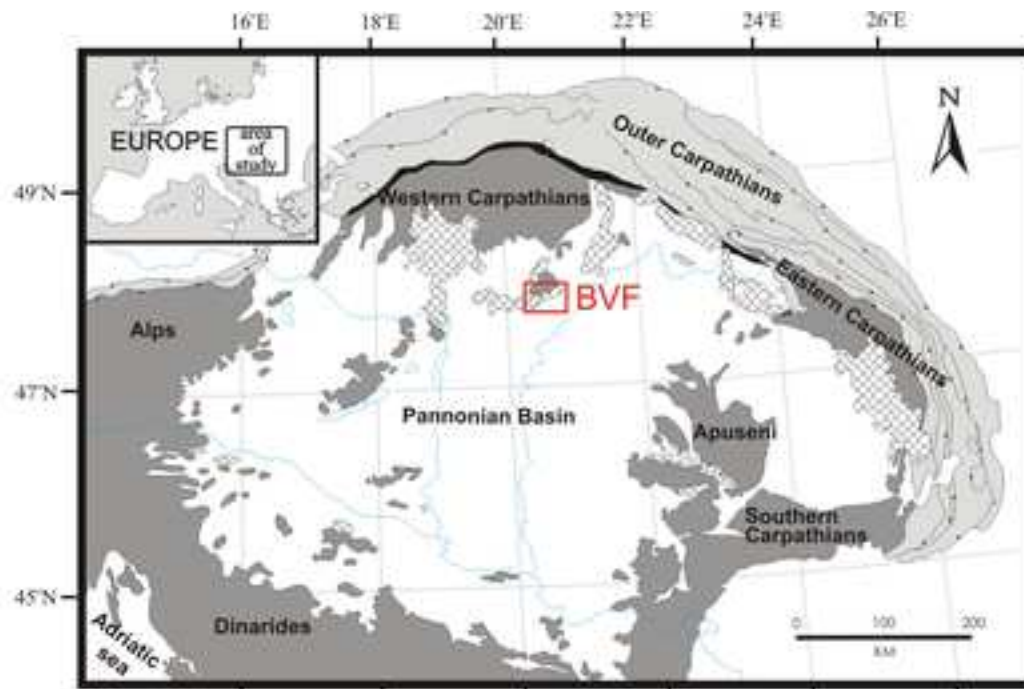
18 **Table captions**

19 **Table 1** Samples with GPS coordinates and information about the in-situ U-Pb analyses including the weighted
20 mean ages which have little meaning
21

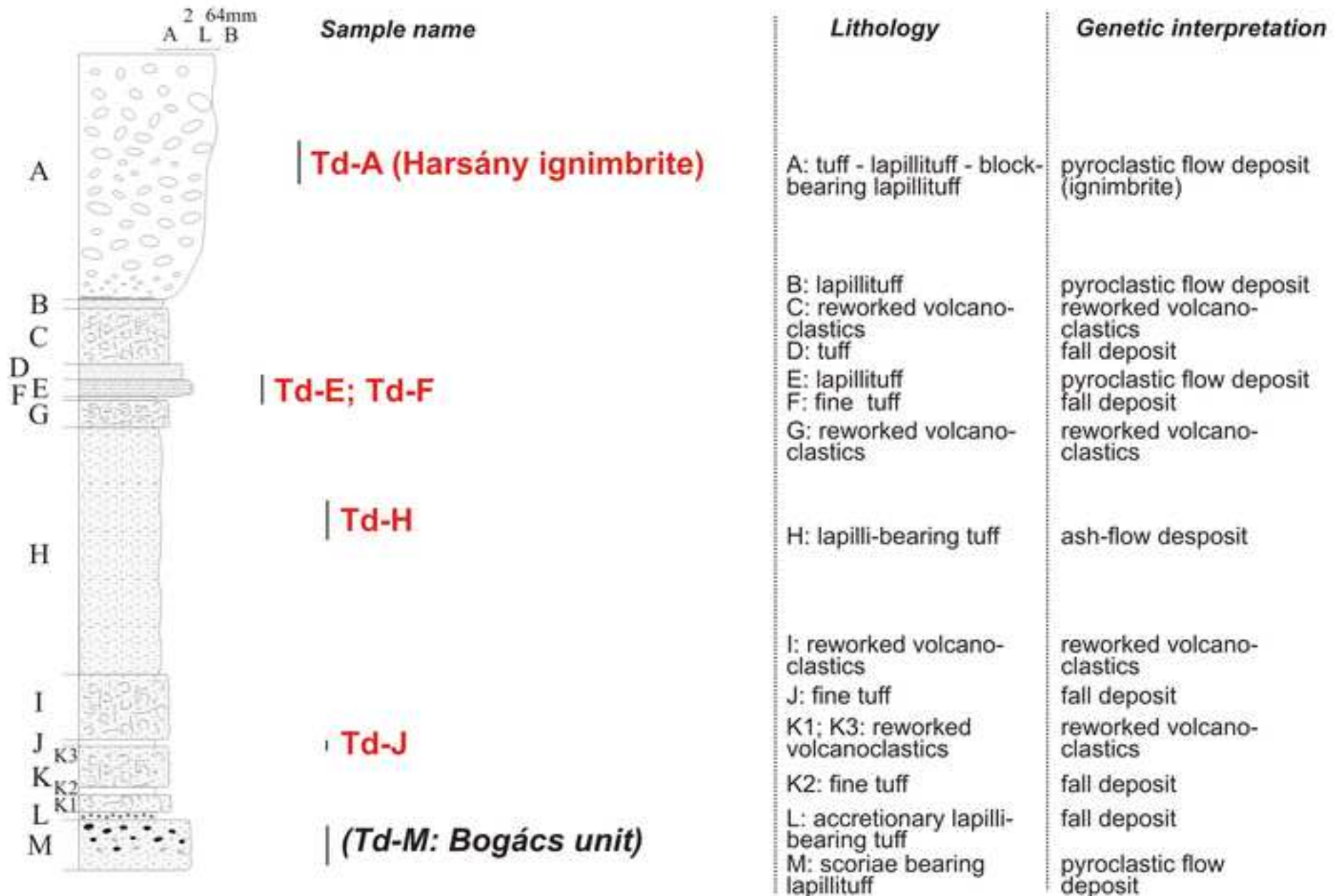
22 **Table 2** Results of ID-TIMS measurements
23

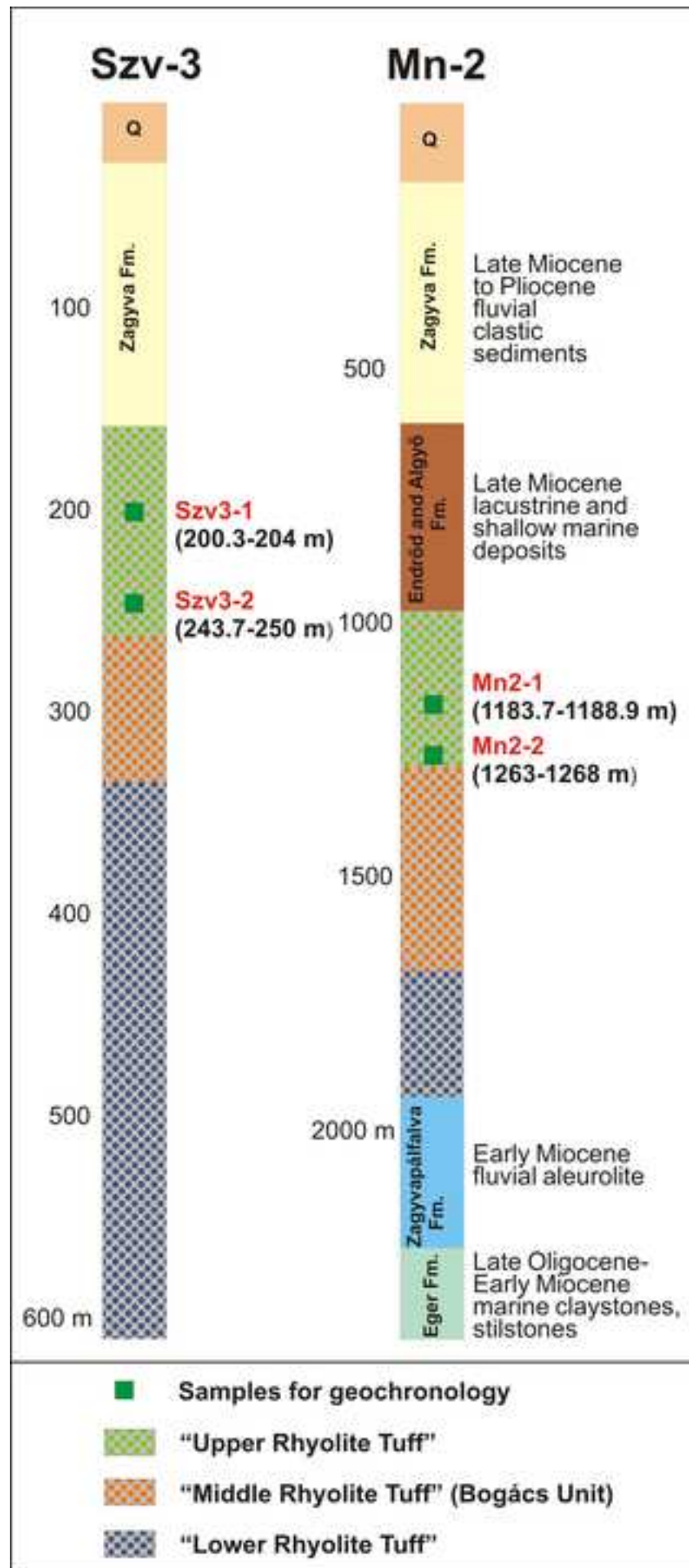
24 **Table 3** Results of (U-Th)/He measurements
25
26


27 **Table 4** Comparison of the interpreted eruption ages derived from in-situ zircon U-Pb and (U-Th)/He ages
28
29
30
31
32
33
34
35
36
37
38
39
40
41
42
43
44
45
46
47
48
49
50
51
52
53
54
55
56
57
58
59
60
61
62
63
64
65

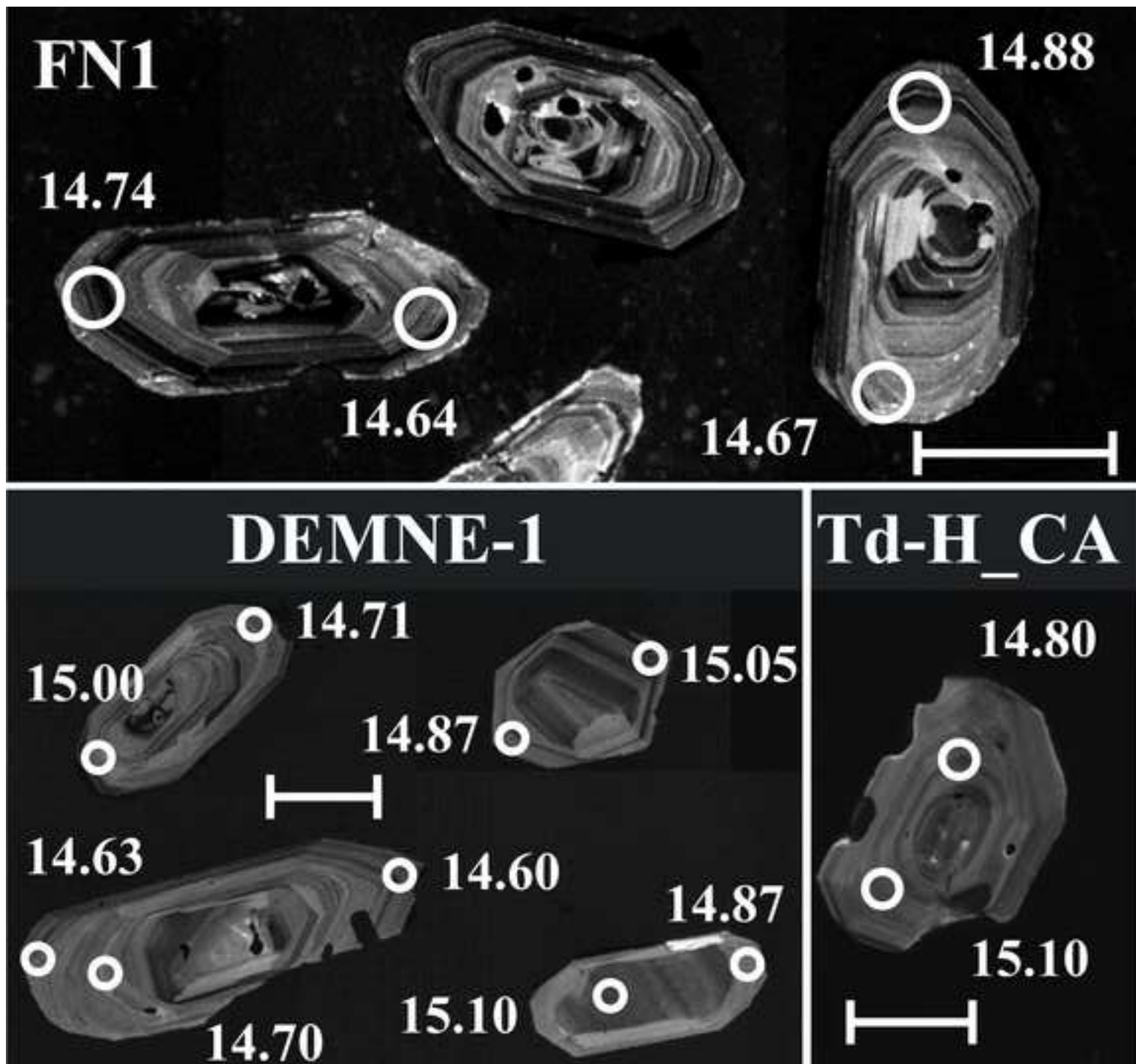


Tibolddaróc section (Bükkalja Volcanic Field)









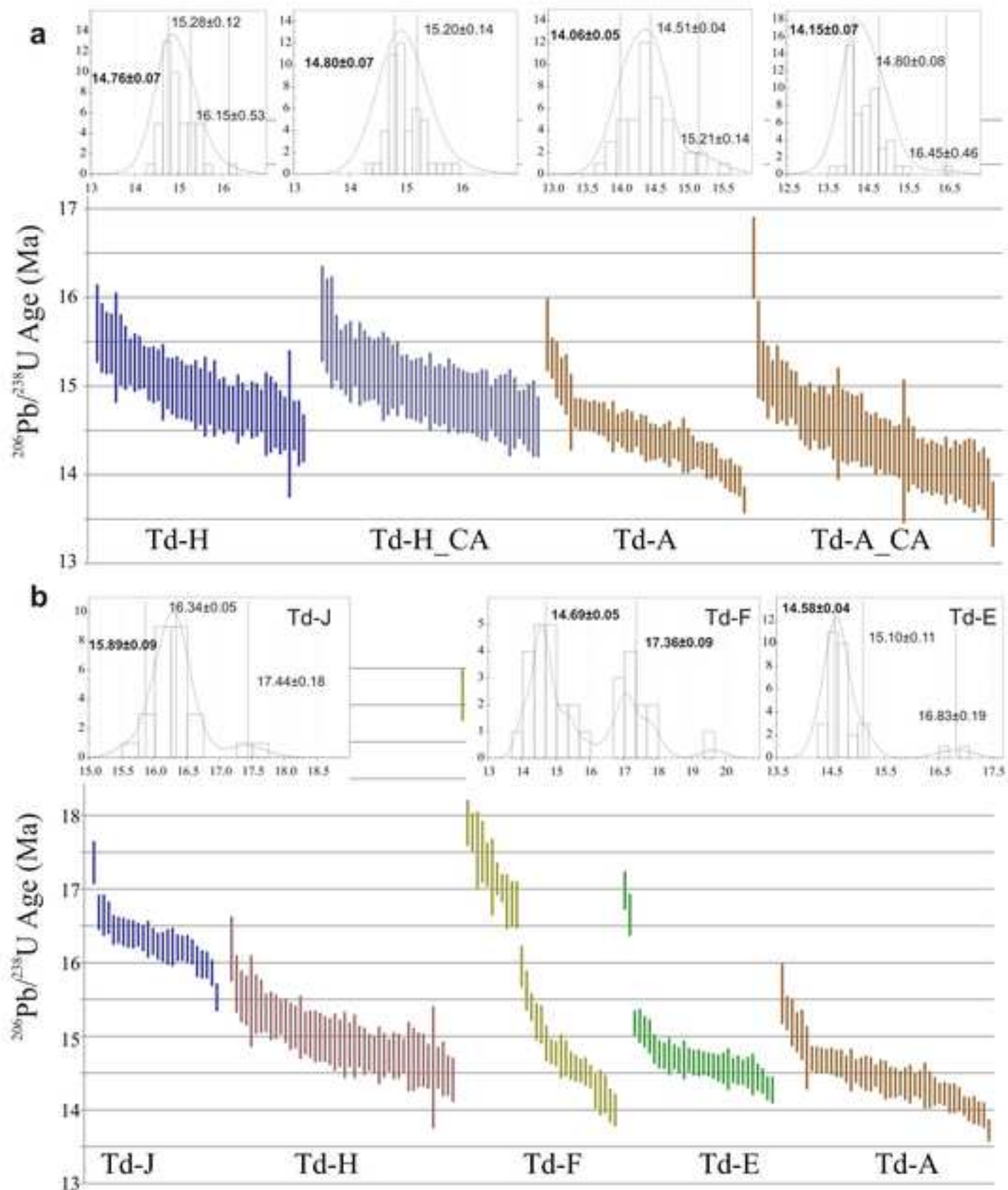
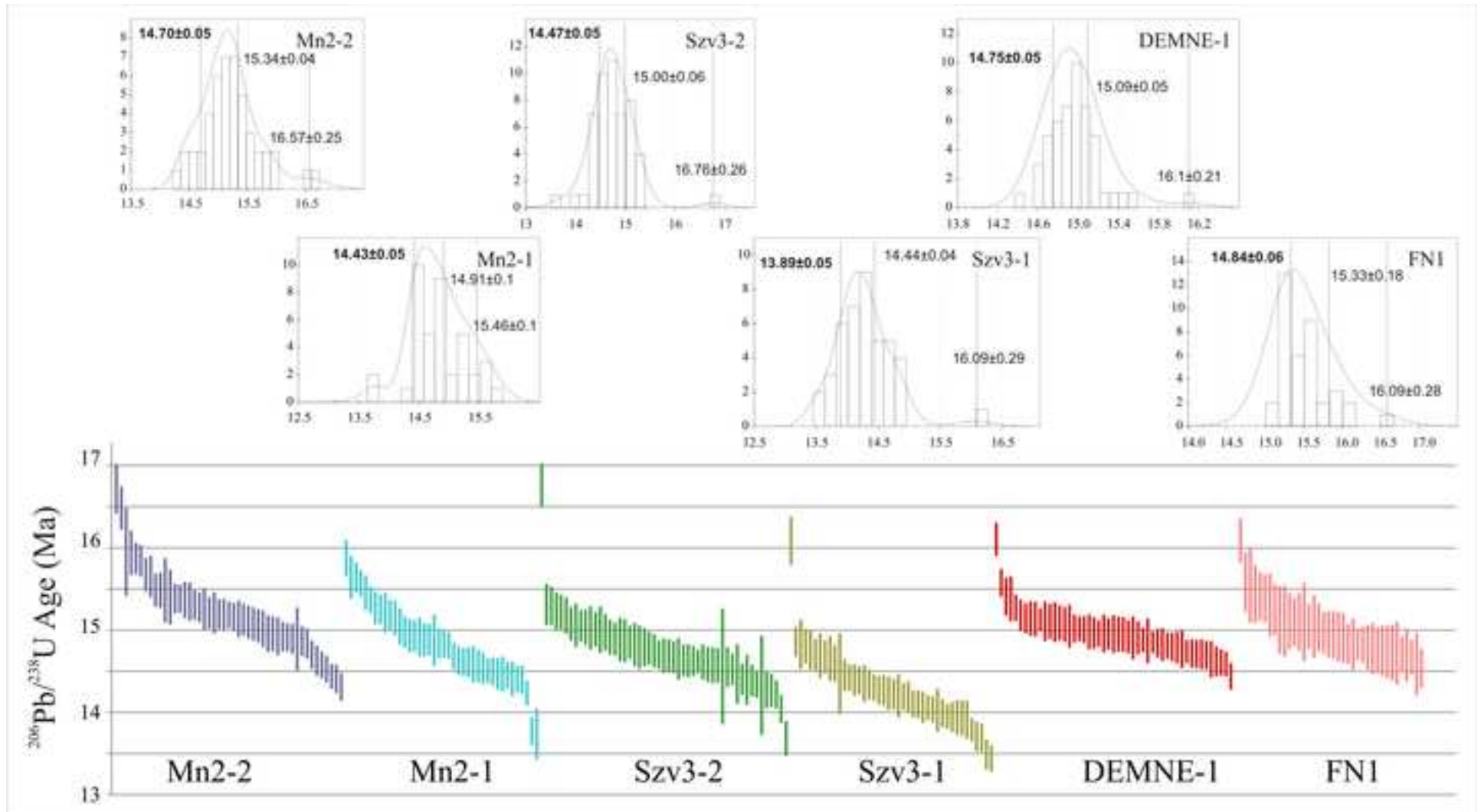


Figure 7

[Click here to download Figure Figure_7.JPG](#)



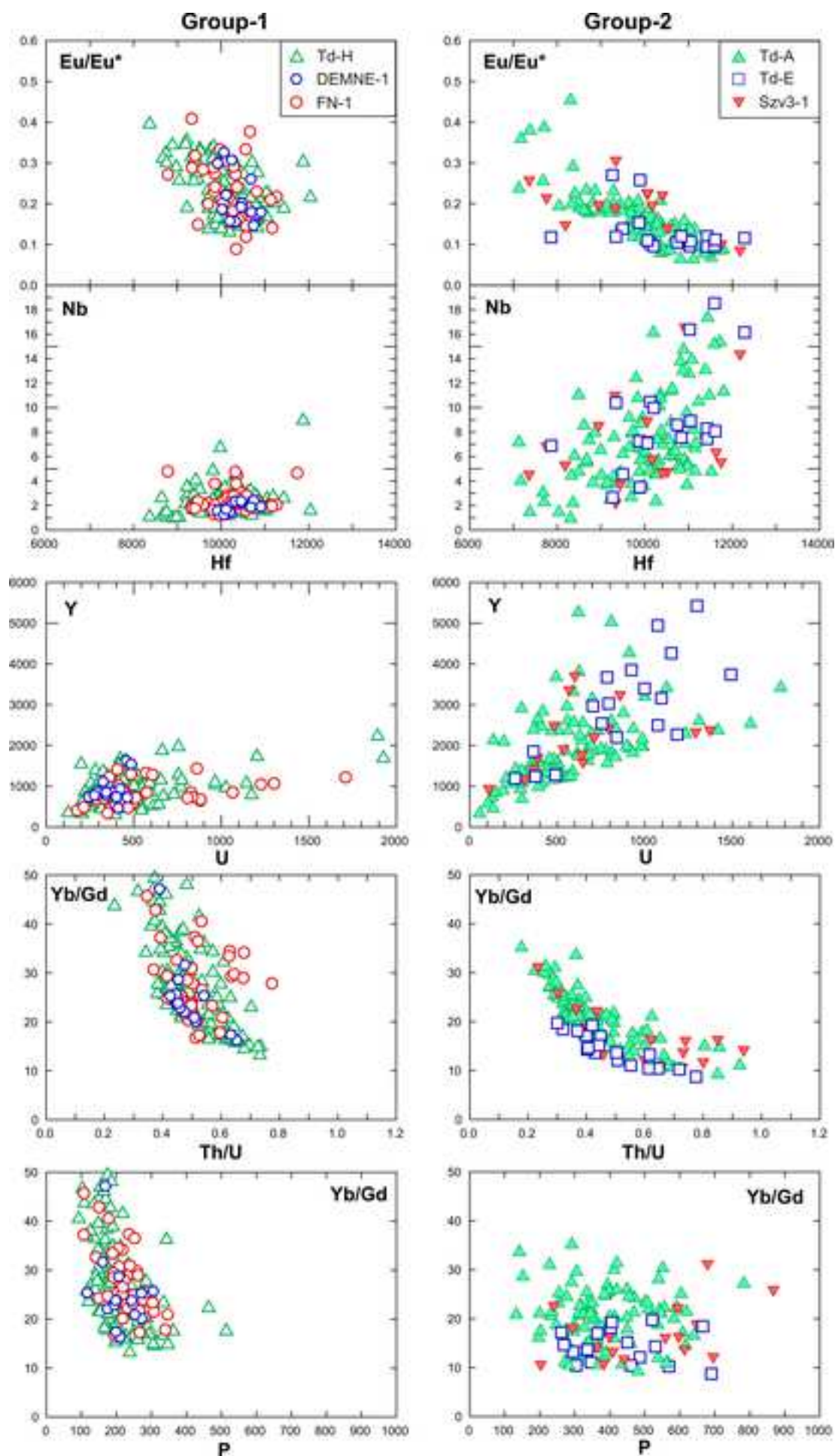
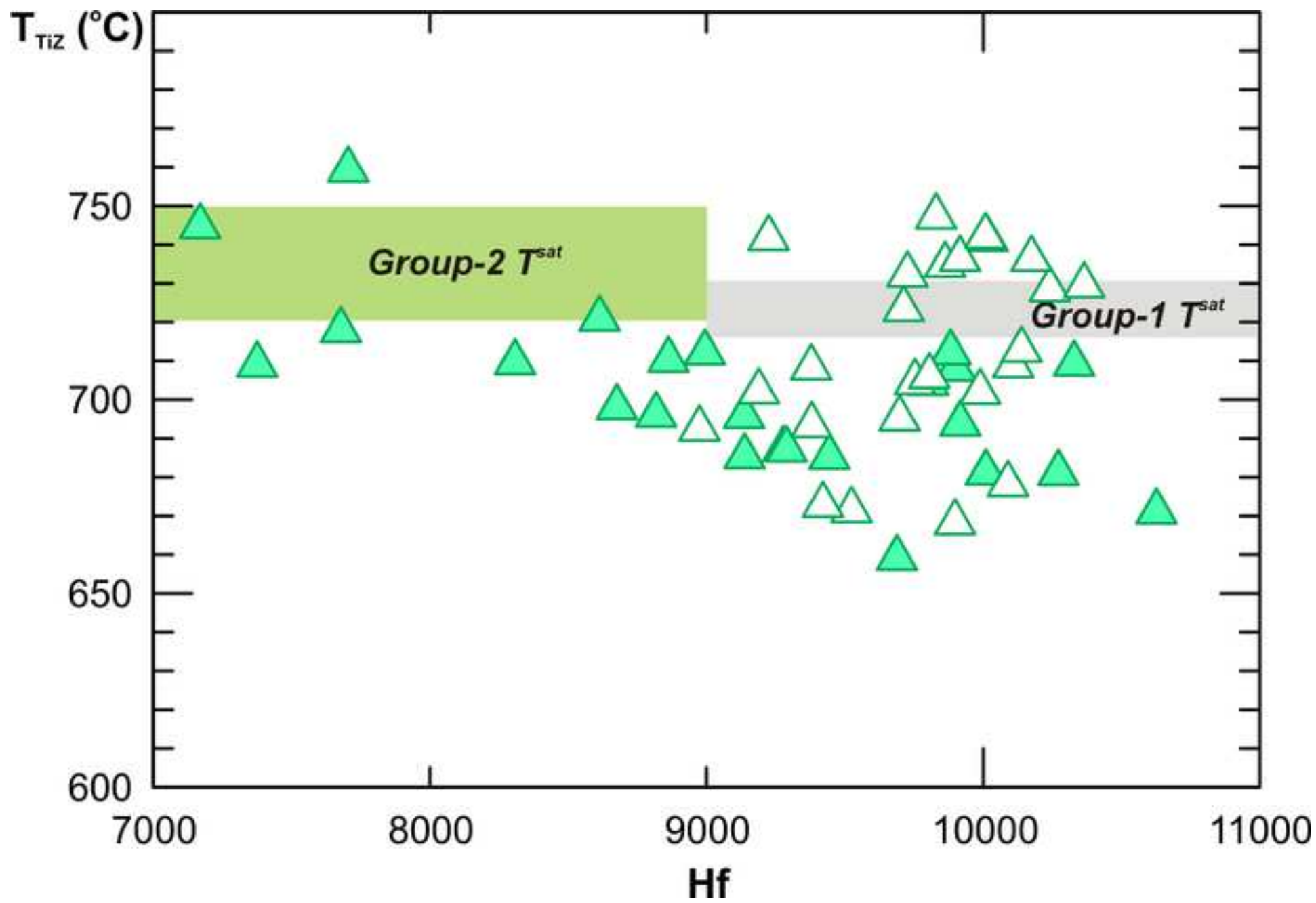
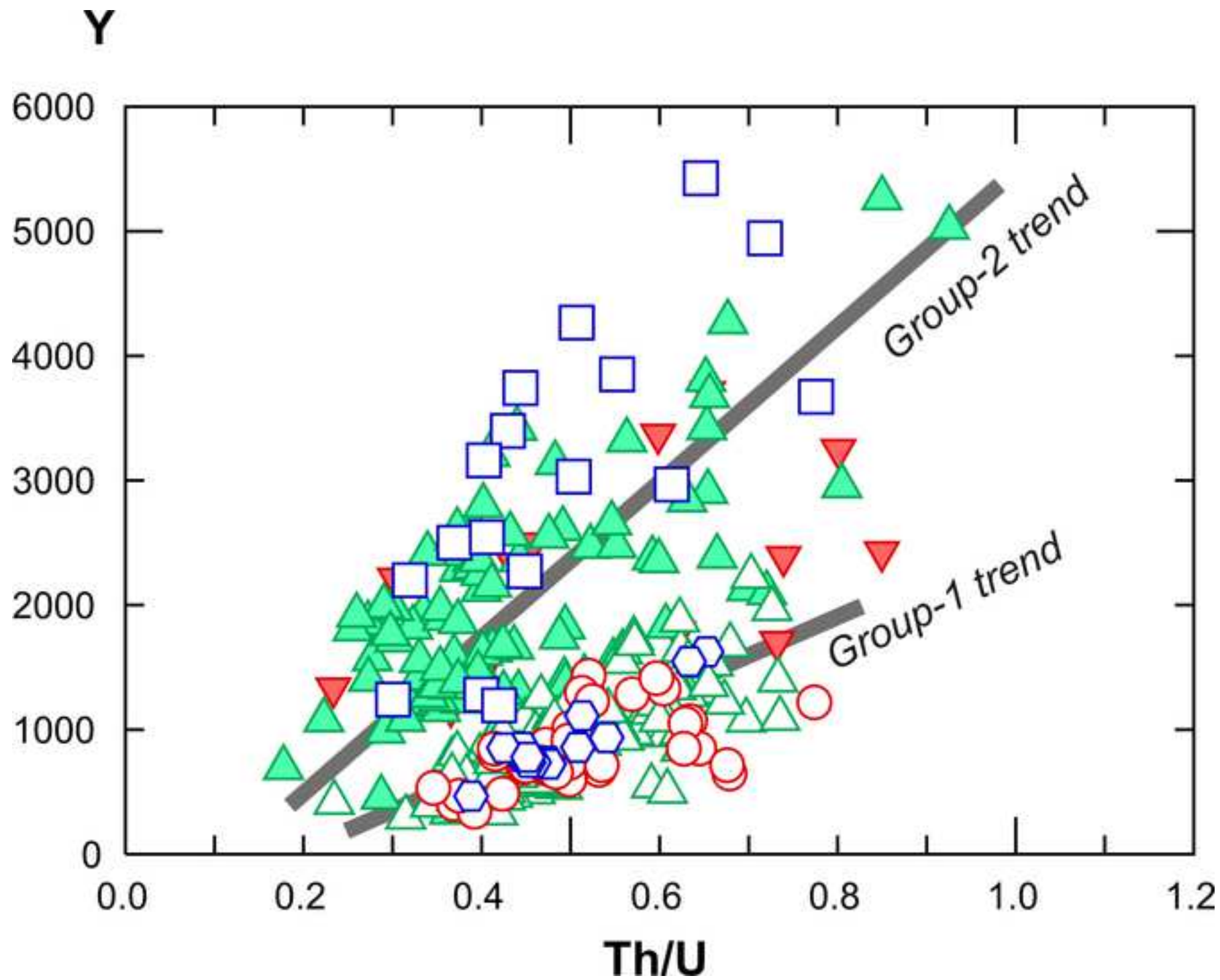
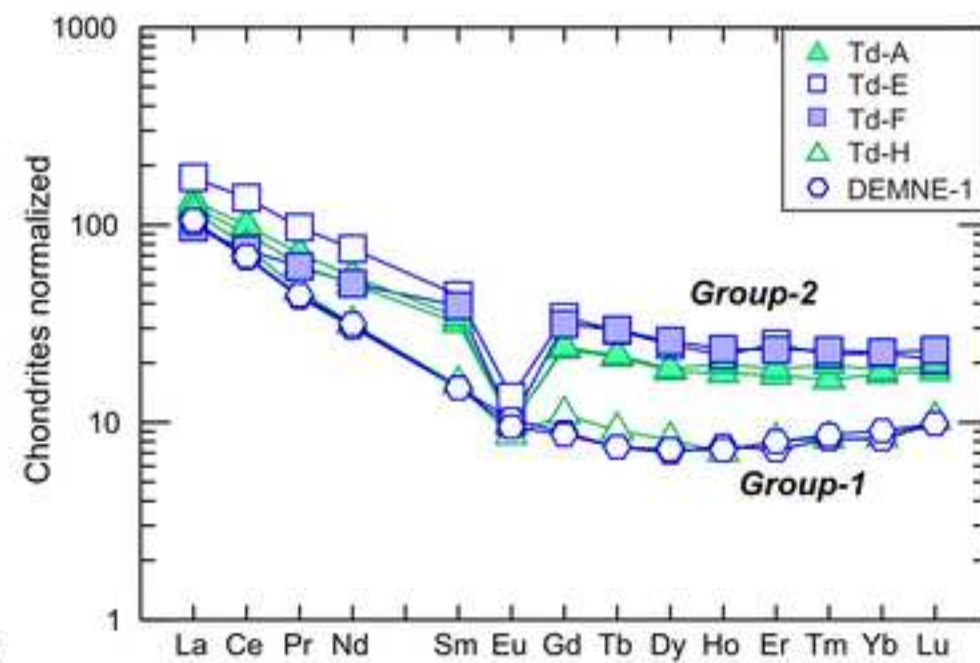
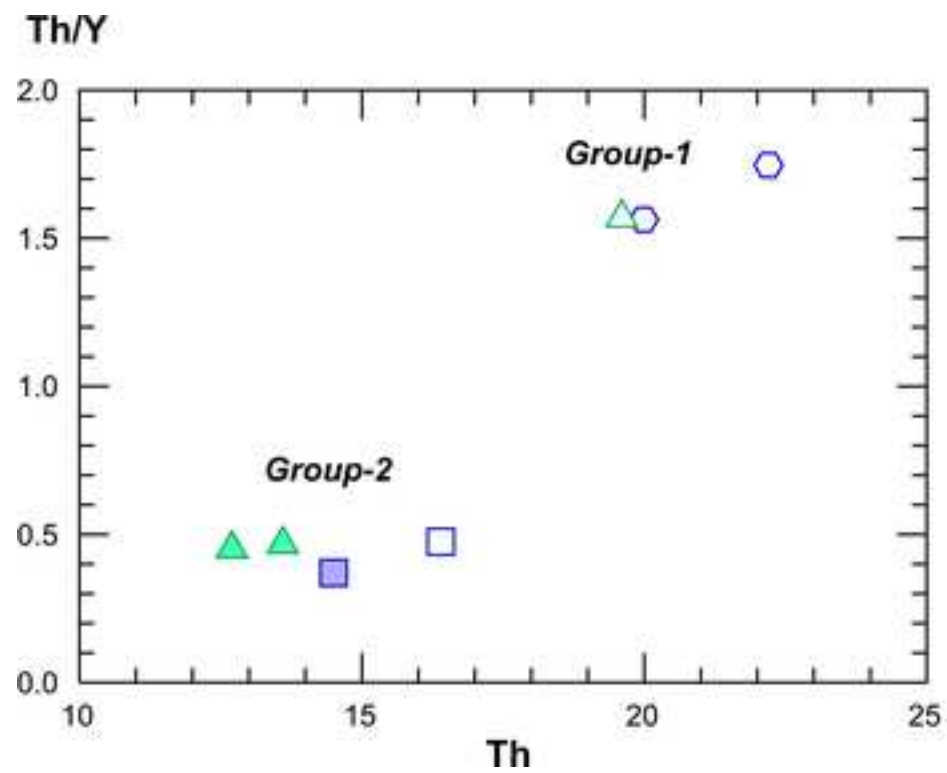
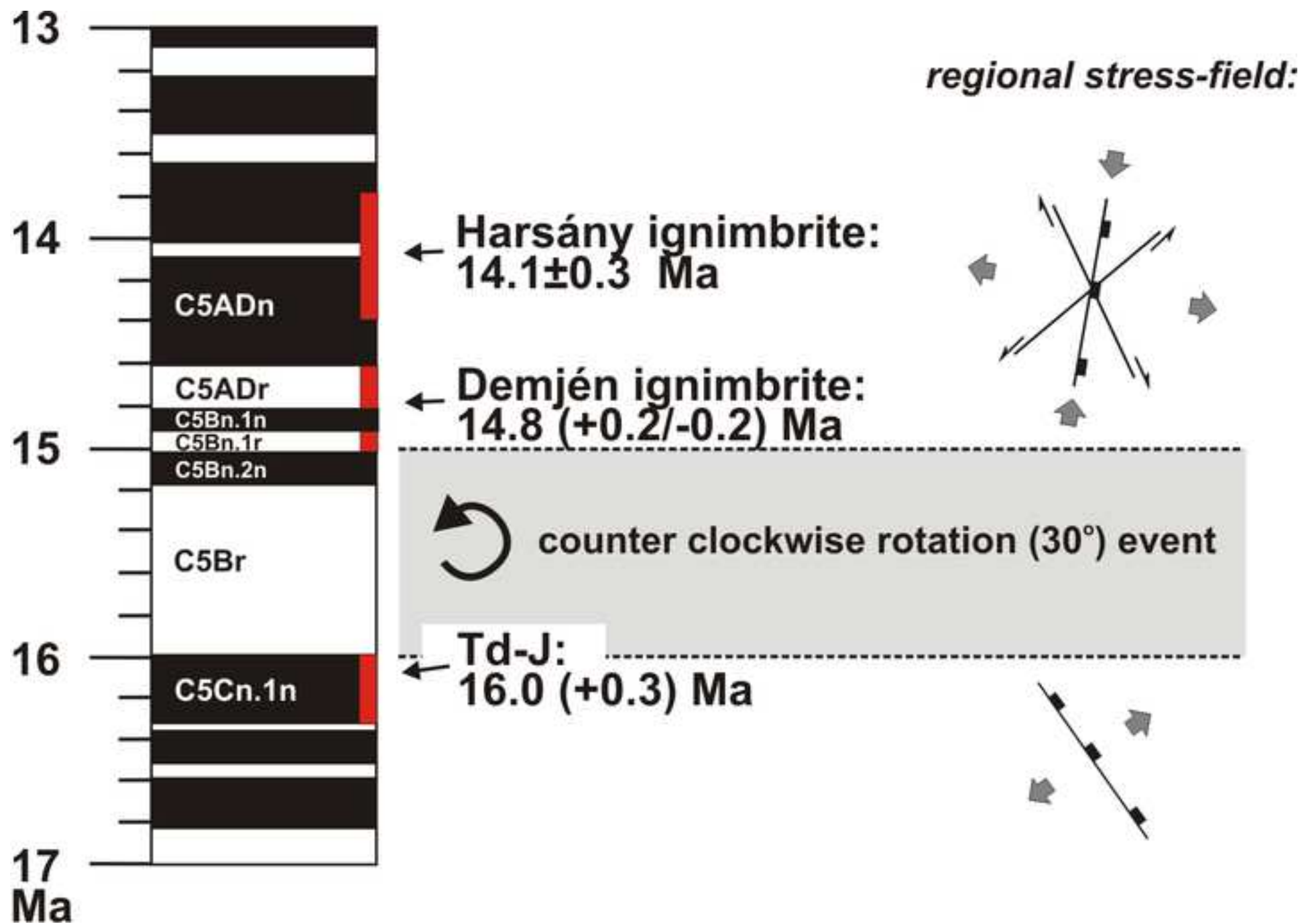


Figure 9









Sample	GPS coordinates of sample localities	No. of analyses	No. of data taken to calculate wtd. mean ^a , MSWD ^a and UNMIX	No. of outlier data (based on 2-sigma criteria)	Weighted mean age ^a (Ma \pm 2SE)	MSWD ^a	MSWD ^b	Average rse (%)
Td-J	47°55'36.01"N, 20°37'57.65"E	61	27	1 (Y) +2 (O)	16.23 \pm 0.14	13	4.3	1.2
Td-H	47°55'33.45"N, 20°37'55.55"E	60	46	2 (O)	14.95 \pm 0.10	4.1	3.2	2.3
Td-H_CA		50	48	2 (O)	14.92 \pm 0.08	2.3	1.6	2.5
Td-E	47°55'36.64"N, 20°37'55.19"E	50	31	2 (O)	14.71 \pm 0.16	22	5.4	1.3
Td-F		63	32	1 (O) +1 (P)				1.7
Td-A	47°55'31.59"N, 20°37'49.77"E	61	43	1 (Y) +3 (O)	14.37 \pm 0.10	11.5	7.4	1.5
Td-A_CA		54	52	1 (O)	14.41 \pm 0.12	6.5	5	2.5
Szv3-1	47°54'11,46"N, 20°34'19,99"E	70	42	1 (O)	14.19 \pm 0.12	18	14	1.4
Szv3-2		65	51	1 (Y) +1 (O)	14.71 \pm 0.11	15	8.1	1.6
Mn2-1	47°51'16.49"N, 20°39'32.57"E	67	40	2 (Y) + 1 (O)	14.80 \pm 0.14	24	17	1.3
Mn2-2		58	47	2 (O)	15.10 \pm 0.13	21	16	1.4
DEMNE-1	47°50'1.58"N, 20°20'36.11"E	52	49	2 (O)	14.94 \pm 0.08	8.8	4.9	1.3
FN1	47°56'0.29"N, 20°22'58.33"E	50	37	1 (O) +1 (P)	14.96 \pm 0.11	4.8	2.9	2.1

Y= younger outlier data; O= older outlier data; P= Proterozoic age data

^a calculated from data sets including outliers

^b without outliers

Sample	Composition			Isotopic Ratios			$\pm 2\sigma$ %	$^{207}\text{Pb}/^{235}\text{U}$ †
	Th/U ^a	Pb*(pg) ^d	Pb _c (pg) ^c	Pb*/Pbc ^d	$^{206}\text{Pb}/^{204}\text{Pb}$ ^e	$^{206}\text{Pb}/^{238}\text{U}$ †		
Td-A-z01	0.45	17.1	1.57	11	686	0.002223	0.07	0.01435
Td-A-z02	0.72	5.7	0.88	6	387	0.002220	0.08	0.01422
Td-A-z03	0.39	14.4	0.90	16	1011	0.002224	0.06	0.01441
Td-A-z04	0.92	6.5	1.00	6	369	0.002223	0.12	0.01438
Td-A-z05	0.44	15.2	1.36	11	707	0.002223	0.11	0.01435
Td-A-z06	0.43	6.1	1.07	6	369	0.002227	0.11	0.01461

^a Th contents calculated from radiogenic ^{208}Pb and the $^{207}\text{Pb}/^{206}\text{Pb}$ date of the sample, assuming concordance

^b Total mass of radiogenic Pb.

^c Total mass of common Pb.

^d Ratio of radiogenic Pb (including ^{208}Pb) to common Pb.

^e Measured ratio corrected for fractionation and spike contribution only.

^f Measured ratios corrected for fractionation, tracer and blank.

^g Corrected for initial Th/U disequilibrium using radiogenic ^{208}Pb and $\text{Th}/\text{U}_{\text{magma}} = 3$

^h Isotopic dates calculated using the decay constants $\lambda^{238} = 1.55125\text{E}-10$ and $\lambda^{235} = 9.8485\text{E}-10$ (Jaffey et al)

Dates (Ma)								
$\pm 2\sigma$ %	$^{207}\text{Pb}/^{206}\text{Pb}^f$	$\pm 2\sigma$ %	Corr. coef.	$^{206}\text{Pb}/^{238}\text{U}^g$	$\pm 2\sigma$ abs	$^{207}\text{Pb}/^{235}\text{U}^h$	$\pm 2\sigma$ abs	$^{207}\text{Pb}/^{206}\text{Pb}^g$
1.15	0.04683	1.14	0.152	14.406	0.011	14.46	0.16	23.9
2.08	0.04646	2.07	0.079	14.380	0.013	14.33	0.30	6.6
0.77	0.04701	0.76	0.140	14.419	0.008	14.53	0.11	33.0
2.16	0.04694	2.15	0.129	14.388	0.018	14.50	0.31	32.6
1.16	0.04685	1.15	0.152	14.409	0.016	14.47	0.17	24.9
2.13	0.04760	2.12	0.127	14.431	0.016	14.72	0.31	62.9
average				14.405	0.014			
weighted average				14.408	0.018	MSWD=7.5		

nce between U-Th and Pb systems.

I. 1971).

$\pm 2\sigma$ abs
27.3
49.9
18.3
51.5
27.6
50.5

Sample code	232Th (ng)	Th error (%)	238U (ng)	U error (%)	147Sm (ng)	Sm error (%)	He (ncc)	He error (%)	TAU (%)	Th/U	Raw age (Ma)	$\pm 1\sigma$ (Ma)	Ft	Cor. age (Ma)	$\pm 1\sigma$ (Ma)	$\pm 1\sigma$ %
Td-H-1	2.131	2.3	4.085	2.5	0.003	12.6	6.328	1.2	2.5	0.52	11.3	0.3	0.81	14.1	0.8	5.6
Td-H-2	1.614	2.3	3.176	2.5	0.002	10.4	5.113	1.3	2.6	0.50	11.8	0.3	0.80	14.7	0.8	5.6
Td-H-3	1.217	2.3	2.424	2.5	0.003	12.1	3.512	1.2	2.6	0.50	10.6	0.3	0.77	13.9	0.8	5.6
Td-H-4	1.599	2.3	2.706	2.5	0.007	7.9	4.612	1.2	2.5	0.59	12.3	0.3	0.81	15.2	0.9	5.6
Td-H-5	1.100	2.3	2.336	2.5	0.002	10.8	3.658	1.4	2.7	0.47	11.6	0.3	0.79	14.7	0.8	5.7
Td-H-6	2.438	2.3	4.088	2.5	0.011	4.3	7.097	1.4	2.6	0.59	12.5	0.3	0.83	15.0	0.8	5.7
Td-H-7	0.896	2.3	1.209	2.5	0.002	11.5	2.005	1.4	2.6	0.74	11.6	0.3	0.77	15.0	0.8	5.6
Weighted average +/- 2 sigma:														14.63	0.61	4.2
Td-A-1	1.004	1.4	2.048	1.9	0.004	8.2	3.333	1.2	2.1	0.49	12.0	0.2	0.79	15.2	0.8	5.4
Td-A-2	1.531	1.9	3.468	2.4	0.013	4.4	4.687	1.2	2.4	0.44	10.1	0.2	0.72	14.0	0.8	5.6
Td-A-3	1.027	1.4	1.653	1.9	0.006	7.9	2.447	1.4	2.1	0.62	10.6	0.2	0.73	14.5	0.8	5.4
Td-A-4	0.898	1.4	1.641	1.9	0.008	5.3	2.471	1.2	2.0	0.54	11.0	0.2	0.76	14.4	0.8	5.4
Td-A-5	1.397	1.4	3.066	1.9	0.008	4.9	3.957	1.3	2.1	0.45	9.6	0.2	0.69	13.9	0.8	5.4
Td-A-6	1.602	1.4	2.221	2.0	0.009	6.4	3.489	1.2	2.1	0.72	11.0	0.2	0.78	14.1	0.8	5.4
Td-A-7	1.186	1.4	3.246	1.9	0.005	7.7	3.939	1.2	2.1	0.36	9.2	0.2	0.66	13.9	0.8	5.4
Weighted average +/- 2 sigma:														14.27	0.59	4.1
Szv-3-1-1	6.967	1.5	12.138	2.0	0.011	6.4	18.748	1.2	2.1	0.57	11.2	0.2	0.77	14.5	0.8	5.4
Szv-3-1-2	1.433	1.5	3.368	1.9	0.022	4.9	4.759	1.7	2.4	0.42	10.6	0.3	0.78	13.6	0.8	5.6
Szv-3-1-3	1.089	1.5	2.098	1.9	0.010	6.8	3.149	2.1	2.7	0.52	11.0	0.3	0.80	13.8	0.8	5.7
Szv-3-1-4	1.098	1.5	3.438	1.9	0.008	6.0	4.596	1.7	2.5	0.32	10.2	0.3	0.78	13.1	0.7	5.6
Szv-3-1-5	1.053	1.5	2.272	1.9	0.010	6.2	3.657	1.9	2.6	0.46	11.9	0.3	0.80	15.0	0.8	5.6
Szv-3-1-6	1.224	1.5	2.738	1.9	0.034	3.6	4.256	1.8	2.5	0.44	11.6	0.3	0.78	14.8	0.8	5.6
Szv-3-1-7	2.801	2.1	6.584	2.4	0.018	4.4	9.916	1.3	2.6	0.42	11.2	0.3	0.74	15.2	0.9	5.6
Weighted average +/- 2 sigma:														14.19	0.60	4.2
Mn-2-1-1	1.360	1.5	3.258	1.9	0.004	9.9	4.551	1.7	2.4	0.41	10.5	0.3	0.71	14.7	0.8	5.6
Mn-2-1-2	1.348	1.5	2.948	1.9	0.001	20.4	3.915	1.8	2.5	0.45	9.9	0.3	0.69	14.3	0.8	5.6
Mn-2-1-3	2.270	1.5	3.402	2.0	0.003	10.5	5.053	1.6	2.3	0.66	10.5	0.2	0.75	14.1	0.8	5.5
Mn-2-1-4	2.375	1.5	3.748	1.9	0.002	16.7	6.066	1.5	2.3	0.63	11.6	0.3	0.76	15.2	0.8	5.5
Mn-2-1-5	1.252	1.5	1.760	1.9	0.002	13.2	2.633	2.3	2.9	0.71	10.5	0.3	0.74	14.2	0.8	5.8
Mn-2-1-6	0.859	1.5	2.310	1.9	0.005	6.8	2.910	2.2	2.8	0.37	9.5	0.3	0.67	14.3	0.8	5.7
Weighted average +/- 2 sigma:														14.45	0.66	4.6
Mn-2-2-1	2.013	1.5	4.386	1.9	0.008	5.9	6.581	1.4	2.2	0.46	11.1	0.2	0.79	14.2	0.8	5.5
Mn-2-2-2	3.577	1.5	6.666	1.9	0.012	4.7	5.382	1.4	2.2	0.53	5.9	0.1	0.71	8.2	0.5	5.5
Mn-2-2-3	2.709	1.5	5.225	1.9	0.022	4.2	3.925	1.4	2.2	0.51	5.5	0.1	0.70	7.8	0.4	5.5
Mn-2-2-4	3.534	1.5	7.603	1.9	0.011	5.2	5.454	1.4	2.2	0.46	5.3	0.1	0.70	7.5	0.4	5.5
Mn-2-2-5	3.555	1.5	7.098	1.9	0.034	2.8	9.301	1.4	2.2	0.50	9.6	0.2	0.76	12.7	0.7	5.5
Mn-2-2-6	3.232	1.5	7.302	1.9	0.011	4.7	8.497	1.4	2.2	0.44	8.7	0.2	0.74	11.6	0.6	5.5
Mn-2-2-7	4.797	1.5	12.141	1.9	0.008	7.0	7.483	1.4	2.3	0.39	4.6	0.1	0.68	6.8	0.4	5.5
Weighted average +/- 2 sigma:														n / a		

Samples	Geochemical Groups	Eruption units	interpretative eruption ages of in-situ U-Pb dating (Ma)	final 2 sigma error ^a
Tibolddaróc section samples				
Td-J		Td-J Unit	15.9	0.3
Td-H	Group-1	Demjén Ignimbrite	14.8	0.3
Td-E	Group-2	Unit of Td-E and Td-F	14.6	0.3
Td-F	Group-2		14.7	0.3
Td-A	Group-2	Harsány Ignimbrite	14.1	0.3
Borehole samples				
Szv3-1	Group-2	Harsány Ignimbrite	13.9	0.3
Szv3-2		not defined	14.5	0.3
Mn2-1		not defined	14.4	0.3
Mn2-2		not defined	14.7	0.3
West BVF samples				
DEMNE-1	Group-1	Demjén Ignimbrite	14.8	0.3
FN1	Group-1	Demjén Ignimbrite	14.8	0.3

^a including propagated external errors

n.d.= not determined

(U-Th)/He age (Ma)	2 sigma error
n.d.	
14.6	0.6
n.d.	
n.d.	
14.3	0.6
14.2	0.6
n.d.	
14.5	0.7
not available	
n.d.	
n.d.	